



Trailer And Rail Refrigeration



SERVICE PARTS LIST
for
**ULTRA XTC AND
ULTIMA XTC**
Trailer And Rail Refrigeration Units



TRANSICOLD

ULTRA XTC - NDL93N

ULTIMA XTC - NDL93P

NOSEMOUNT

TRAILER AND RAIL REFRIGERATION UNITS

TABLE OF CONTENTS

PARAGRAPH NUMBER	Page
1 QUICK LIST	1
1.1 COMPRESSOR	1
1.2 QUICK LIST – BELTS	1
1.3 QUICK LIST – CLAMPS, TUBE	1
1.4 QUICK LIST – CLAMPS, HOSE	1
1.5 QUICK LIST – CLAMPS, U-BOLT	1
1.6 QUICK LIST – CONNECTORS	2
1.7 QUICK LIST – ELECTRICAL COILS	2
1.8 QUICK LIST – ELECTRICAL TERMINALS	2
1.9 QUICK LIST – ENGINE	2
1.10 QUICK LIST – FILTERS	3
1.11 QUICK LIST – FUSES	3
1.12 QUICK LIST – HARNESSSES	3
1.13 QUICK LIST – SWITCHES, TRANSDUCERS AND THERMISTORS	3
2 SKINS AND FRAME	4
2.1 SKINS- FRONT ROADSIDE AND CURBSIDE DOORS - ROADSIDE SHOWN	6
2.2 SKINS - CURBSIDE AND ROADSIDE GRILLES	8
2.3 SKINS - OUTER CURBSIDE AND ROADSIDE DOORS - ROADSIDE SHOWN	9
2.4 SKINS - BACK PANEL	10
3 EVAPORATOR ASSEMBLY	11
3.1 FRAME AND POD	11
3.2 EVAPORATOR - POD HARDWARE	12
3.3 EVAPORATOR - BLOWER ASSEMBLY AND EVAPORATOR COIL	13
3.4 EVAPORATOR - HARDWARE	14
3.5 EVAPORATOR - TUBING AND WIRING	16
4 REFRIGERATION - PRIOR TO S/N KAK90850855	18
4.1 CONDENSER COIL AND HARDWARE PRIOR TO S/N KAK90850855	18
4.2 REFRIGERATION- TUBING - PRIOR TO S/N PRIOR TO S/N KAK9085085	20
4.2.1 REFRIGERATION - DISCHARGE LINE - PRIOR TO S/N KAK9085085	22
4.2.2 REFRIGERATION - HOT GAS LINE SV4 - PRIOR TO S/N KAK9085085	23
4.2.3 REFRIGERATION - LIQUID LINE - PRIOR TO S/N KAK9085085	24
4.2.4 REFRIGERATION - SUCTION LINE - PRIOR TO S/N KAK9085085	25
5 REFRIGERATION - BEGINNING WITH S/N KAK9085085	26
5.1 REFRIGERATION - CONDENSER COIL AND HDWRE - BEGINNING WITH S/N KAK9085085	26
5.2 REFRIGERATION - TUBING AND RELATED HDWRE - BEGINNING WITH S/N KAK9085085	28
5.2.1 REFRIGERATION - DISCHARGE LINE - BEGINNING WITH S/N KAK9085085	30
5.2.2 REFRIGERATION - HOT GAS LINE - BEGINNING WITH S/N KAK9085085	31
5.2.3 REFRIGERATION - KING VALVE AND SV2 VALVE - BEGINNING WITH S/N KAK9085085	32
5.2.4 REFRIGERATION - SUCTION LINE - BEGINNING WITH S/N KAK9085085	33

PARAGRAPH NUMBER	Page
6 UNIDRIVE ASSEMBLY	34
6.1 UNIDRIVE MOUNTING AND ENGINE	34
6.2 UNIDRIVE - COMPRESSOR ASSEMBLY	35
6.3 UNIDRIVE - HIGH PRESSURE SWITCH, IDLER AND V-BELT MOUNTING	36
6.3.1 UNIDRIVE - IDLER ASSEMBLY AND RPM SENSOR	37
6.4 UNIDRIVE - SPEED SOLENOID	38
6.5 UNIDRIVE - ALTERNATOR AND WATER TEMPERATURE SENSOR	39
6.5.1 ALTERNATOR	40
7 POWER TRAIN	41
7.1 UPPER POWER TRAIN - FRONT VIEW	41
7.2 UPPER POWER TRAIN - FRONT VIEW	42
7.2.1 UPPER POWER TRAIN - IDLER ASSEMBLY	43
7.3 POWER TRAIN - FAN SHAFT AND CLUTCH	44
7.4 POWER TRAIN - DRIVE	46
7.4.1 POWER TRAIN - GEARBOX	48
8 FUEL FILTER	50
9 COOLANT SYSTEM - PRIOR TO S/N KAV90912317	52
10 COOLANT KIT, WITH AND WITHOUT SENSOR (BEGINNING WITH S/N KAV90912317)	54
11 AIR CLEANER ASSEMBLY	56
11.1 AIR CLEANER ASSEMBLY (PRIOR TO S/N LAA90946117)	56
11.2 AIR CLEANER ASSEMBLY (BEGINNING WITH S/N LAA90946117)	58
12 EXHAUST SYSTEM	60
13 ELECTRICAL - LOWER FRONT VIEW	62
13.1 ELECTRICAL - UPPER FRONT VIEW	64
13.2 ELECTRICAL - CONTROL BOX AND ROADSIDE DOOR	66
14 CONTROL BOX	68
14.1 CONTROL BOX - CONNECTORS	70
14.2 CONTROL BOX - MISCELLANEOUS	71
15 ADVANCE MICROPROCESSOR ASSEMBLY - DISPLAY MODULE	72
15.1 MICROPROCESSOR ACCESSORIES	74
16 BATTERY BOX	75
17 OPTIONS	76
17.1 BUMPERS	76
17.1.1 UNIT BUMPER	76
17.1.2 STAND-ALONE MICRO BUMPER	78
17.1.3 CONDENSER BUMPER KIT	80
17.2 TOP GRILLE AND DRAINLINE EXTENSION KITS	82
17.2.1 TOP GRILLE KIT	83
17.2.2 DRAINLINE EXTENSION KIT	83
17.3 REMOTE MONITORS	84
17.4 STEALTH KIT	86
17.4.1 BASIC AND FULL STEALTH	87
17.4.2 FULL STEALTH ONLY	87
17.4.3 BASIC AND FULL STEALTH	89
17.4.4 FULL STEALTH ONLY	89

PARAGRAPH NUMBER	Page
17.5 NOISE REDUCTION RETROFIT KIT	90
17.5.1 DOOR AND GRILLE INSULATION	90
17.5.2 STEALTH RETROFIT KIT - BAFFLES	92
17.5.3 NOISE REDUCTION RETROFIT KIT - INSULATION, BRACKETS AND PANEL	94
17.6 BY-PASS OIL FILTER	96
17.7 SHUTDOWN KITS	98
17.7.1 SHUTDOWN KIT - LOW FUEL/DOOR SWITCH	99
17.7.2 LOW FUEL SHUTDOWN KIT	99
17.7.3 DOOR SWITCH KIT	99
18 LIGHTBAR KIT - STANDARD AND LED	100
19 UNIT INSTALLATION	102
20 DECALS	104
21 FUEL PUMP KIT	106
22 FUEL TANK	108
23 FUEL PUMP AND TANK - INSTALLATION	110

INTRODUCTION

This parts list identifies service replacement parts for the Carrier Transicold Models NDL93N and NDL93P Trailer Refrigeration Units listed in the model chart below. This parts list does not include detailed replacement parts for the engine or compressor listed in the first chart below. Detailed parts identification for these items may be found in the applicable parts list manuals referred to in the second chart.

MODEL CHART

Unit			Engine		Compressor
Model No.	Name	Refrigerant	Model No.	Engine Type	Model No.
NDL93N	Ultra XTC	R-404A	V2203-DI-EB	V2203-DI	05G-41CFM
NDL93P	Ultima XTC	R-404A	V2203-DI-EB	V2203-DI	05G-41CFM

MANUAL/ FORM NO.	PART NUMBER COVERED	EQUIPMENT COVERED	TYPE OF MANUAL/FORM
62-10863	26-00119-02SV	V2203 DI	Engine Parts List
62-10299-00	18-00059-127RM	05G 3 Port Compressor	Compressor Parts List
62-11053-00	18-00091-105	05G Twinport Compressor	Compressor Parts List

ORDERING INSTRUCTIONS

All orders and inquiries for parts must include:

- Unit Serial Number
- Part Number
- Description of Part
- Quantity Required

Address all correspondence for parts to the following address:

CARRIER TRANSICOLD DIVISION
 Replacement Components Group
 TR-20, P.O. Box 4805
 Syracuse, New York 13221
 or
 Fax to: (315) 432-3778

GENERAL NOTES

To find replacement parts, consult table of contents, and turn to the appropriate page for the illustrated breakdown of replacement parts. The following letter designations are used to classify parts throughout this list:

The following letter designations are used to classify parts throughout this list:

A/R *As Required.*

P-- *Suffix P-- added to the part number means the part is available in a packaged quantity only.*
 Example: P/N34-00373-01P10 is a package of 10 P/N34-00373-01. Use the part number and the P-- suffix when ordering.

PL *Purchase locally.*

SST *Stainless Steel - 300 Series unless otherwise specified.*

SV *Suffix SV - added to the part number designates service part replacement part.*

1 QUICK LIST	
1.1 COMPRESSOR	
Part Number	Description
18-00059-127RM	COMPR, 05G, 3 PORT, 41CFM, REMAN, PRIOR TO S/N KAC90801365
18-00091-105	COMPR, 05G TWINPORT, 41CFM, NEW, BEGINNING WITH S/N KAC90801365
1.2 QUICK LIST – BELTS	
50-00162-22	V-BELT, NOTCHED, ALTERNATOR/WATER PUMP
50-00178-24	V-BELT, "BX" CROSS SECTION, UPPER DRIVE, ULTRA XTC
50-00178-26	V-BELT, "BX" CROSS SECTION, UPPER DRIVE, ULTIMA XTC
50-00178-19	V-BELT, "B" CROSS SECTION, LOWER DRIVE
1.3 QUICK LIST – CLAMPS, TUBE	
34-00172-07	CLAMP, HALF, 1.00 DIAMETER CUSHIONED
34-00373-03P10	CLAMP, TUBE, .38 DIAMETER CUSHIONED
34-00373-05P10	CLAMP, TUBE, .50 DIAMETER CUSHIONED
34-00373-06P10	CLAMP, TUBE, .56 DIAMETER CUSHIONED
34-00373-07P10	CLAMP, TUBE, .62 DIAMETER CUSHIONED
34-00373-50P10	CLAMP, TUBE, .19 DIAMETER CUSHIONED
34-00373-51P10	CLAMP, TUBE, .25 DIAMETER CUSHIONED
34-00373-69P10	CLAMP, TUBE, 1-3/8 DIAMETER CUSHIONED
34-00373-70P10	CLAMP, TUBE, 1.44 DIAMETER CUSHIONED
44-00285-20P10	CLAMP, TUBE, 1-3/8 OD, 3 PIECE ASSEMBLY
44-00285-22P10	CLAMP, TUBE, 1.00 OD, 3 PIECE ASSEMBLY
44-00285-60P10	CLAMP, TUBE, 7/8 OD, 3 PIECE ASSEMBLY
44-01028-13P10	CLAMP, TUBE, 1-3/8, 2 HOLE
44-01134-04P10	CLAMP, TUBE, .25 DIAMETER ID CUSHIONED
44-01134-14P10	CLAMP, TUBE, .875 DIAMETER ID CUSHIONED
44-01134-08P10	CLAMP, TUBE, .50 DIAMETER ID CUSHIONED
68-06789-00	CLAMP, TUBE, HOT GAS, .080 THICK
1.4 QUICK LIST – CLAMPS, HOSE	
44-00045-03P05	CLAMP, WORM, RANGE, 13/16 TO 1-3/4OD, FOR RUBBER HOSES
44-00045-05P05	CLAMP, WORM, RANGE, 2-1/16 TO 3 OD
44-00045-18P05	CLAMP, WORM, RANGE, 2-1/32 TO 3-1/4 OD
44-00045-25P05	CLAMP, HOSE, .22-.62 OD
44-00102-02P05	CLAMP, HOSE, .56 DIAMETER SUPPORT
44-00293-06P05	CLAMP, STEPLESS, 7/16 EAR
44-00293-07P05	CLAMP, STEPLESS, 15/32 EAR
44-00293-10P05	CLAMP, STEPLESS, 5/8 EAR
44-01137-19P05	CLAMP, HOSE, .63 OD EAR
44-01140-00	CLAMP, HOSE, 1.37-1.75 FOR SILICONE HOSES
44-01140-06	CLAMP, HOSE, 3.75-4.50 SST
44-01170-36	CLAMP, HOSE, 3.75-4.50 SST
44-01170-41	CLAMP, HOSE, 41MM DIAMETER
58-00712-15	CLAMP, HOSE, .985- 1.135 OD
1.5 QUICK LIST – CLAMPS, U-BOLT	
30-00175-013	CLAMP, U-BOLT, 5/16-18 X 2.00 DIAMETER

1.6 QUICK LIST – CONNECTORS

22-01585-00	CONNECTOR FEMALE
22-01660-03	CONNECTOR, 5-PIN (INTERROGATOR)
22-01860-00	CONNECTOR ASSEMBLY (ALTERNATOR PLUG)
22-50078-01SV	CONNECTOR, MALE, 2-PIN
22-50078-02SV	CONNECTOR, FEMALE, 2-PIN
22-50078-03SV	CONNECTOR, FEMALE, 8-PIN
22-50078-04SV	CONNECTOR, 8-WIRE
22-50078-45SV	CONNECTOR, MALE, 10-PIN
22-50098-12	CONNECTOR, LIQUID TIGHT, 90° ELBOW
22-50098-60	CONNECTOR, 3 WIRE
22-50241-00	CONNECTOR, MALE
22-50244-00	CONNECTOR, FEMALE, 8-PIN (INSIDE MODULE BOX)

1.7 QUICK LIST – ELECTRICAL COILS

14-01114-20	COIL (12VDC) SPADE TERMINALS (SV1)
22-02579-00	COIL (12VDC) PLUG CONNECTION (SV2, SV4)
22-02804-00	COIL (12VDC) PLUG CONNECTION (UNLOADERS)

1.8 QUICK LIST – ELECTRICAL TERMINALS

22-00119-04P25	CONNECTOR, RING, 1/4, WIRE RANGE, 12 TO 10 GAUGE
22-00120-04P25	CONNECTOR, RING, #10, WIRE RANGE, 16 TO 14 GAUGE
22-00120-07P25	CONNECTOR, RING, 15/16, WIRE RANGE, 16 TO 14 GAUGE
22-00121-07P25	CONNECTOR, RING, #10, WIRE RANGE, 22 TO 16 GAUGE
22-00595-01P25	CONNECTOR, SPADE, 3/8, WIRE RANGE, 12 TO 10 GAUGE
22-01139-04P25	CONNECTOR, RING, 3/8, WIRE RANGE, 16 TO 14 GAUGE
22-01140-01P25	CONNECTOR, RING, #6, WIRE RANGE, 12 TO 10 GAUGE
22-01140-02P25	CONNECTOR, RING, #10, WIRE RANGE, 12 TO 10 GAUGE
22-01140-04P25	CONNECTOR, RING, 3/8, WIRE RANGE, 12 TO 10 GAUGE
22-01141-01P25	CONNECTOR, SPADE, .032 X .250, WIRE RANGE, 16 TO 14 GAUGE
22-01172-01P25	CONNECTOR, SPADE, 3/16, WIRE RANGE, 20 TO 16 GAUGE
30-00007-00	CONNECTOR, RING, 5/16 STUD, #6 AWG
30-00007-01	CONNECTOR, RING, 3/8 STUD, #6 AWG

1.9 QUICK LIST – ENGINE

26-00119-02SV	ENGINE, KUBOTA V2203LE-DI
25-39316-00	STARTER, 2.0KW
25-39135-00RM	STARTER, REMANUFACTURED, 1.4KW
25-38109-03SV	FUEL SOLENOID
10-01178-02	SPEED SOLENOID
30-00409-65	ALTERNATOR

1.10 QUICK LIST – FILTERS

14-00209-00P10	FILTER-DRIER, HIGH MOISTURE CAPACITY, CASE OF 10
30-00426-02	FILTER, AIR ASSEMBLY, PRIOR TO SN LAA90946117
30-00426-27	FILTER ELEMENT, AIR, ESI, PRIOR TO SN LAA90946117
30-00471-01	AIR CLEANER ASSEMBLY, BEGINNING WITH SN LAA90946117
30-00471-20	AIR FILER ELEMENT, BEGINNING WITH SN LAA90946117
30-00450-00P12	FILTERS, OIL, PRIMARY
30-00463-00P12	FILTERS, OIL, PRIMARY, ESI
30-01104-00	FILTER ASSEMBLY, FUEL WITHOUT HEATER
30-01104-01	FILTER ASSEMBLY, FUEL, WITH HEATER
30-01090-01	FILTER FUEL, CASE OF 12
58-00869-00	FILTER, SUCTION SOCK

1.11 QUICK LIST – FUSES

22-02336-03P05	FUSE, 3 AMP
22-02336-02P05	FUSE, 5 AMP
22-02336-08P05	FUSE, 7.5 AMP
22-02336-04P05	FUSE, 10 AMP
22-02336-06P05	FUSE, 15 AMP
22-02336-01P05	FUSE, 20 AMP
22-02336-05P05	FUSE, 25 AMP
22-02336-09P05	FUSE, 80 AMP

1.12 QUICK LIST – HARNESSSES

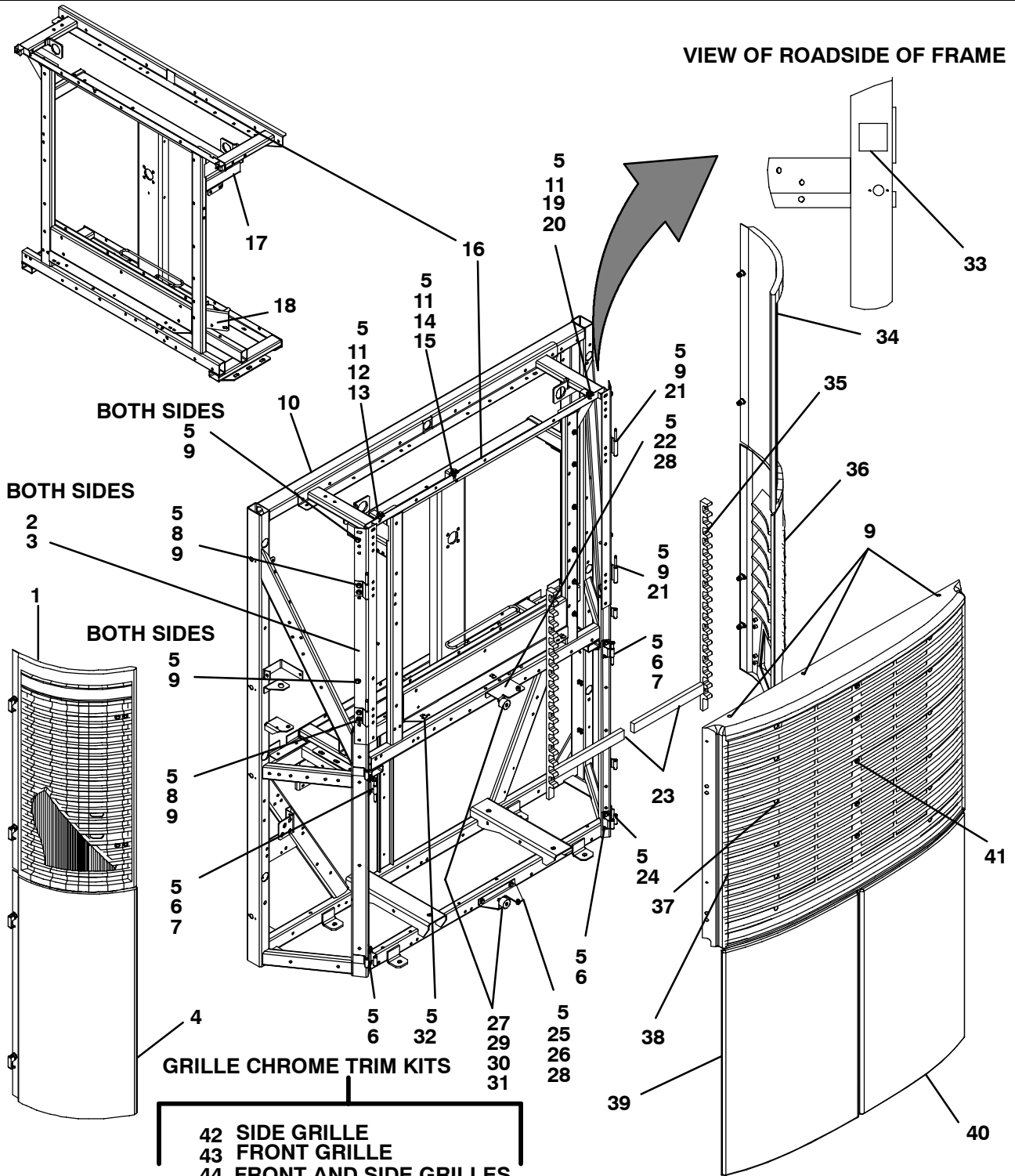
22-01940-00	HARNESS, RAS
22-01943-00	HARNESS, ATS
22-01907-08	HARNESS, ENGINE
22-01951-00	HARNESS, DTT
22-01908-01	HARNESS, CONTROL BOX
22-50186-01SV	HARNESS MICRO TO DISPLAY (CONTROL BOX TO MICRO DOOR)
22-50223-00	HARNESS, TRANSDUCER REPLACEMENT PLUG
22-01857-00	HARNESS, REMOTE SENSOR, STANDARD
22-01857-01	HARNESS, REMOTE SENSOR, 100-FOOT
22-01926-00	HARNESS, REMOTE DOOR SWITCH SENSOR, STANDARD
22-01926-01	HARNESS, REMOTE DOOR SWITCH SENSOR, 100-FOOT

1.13 QUICK LIST – SWITCHES, TRANSDUCERS AND THERMISTORS

12-00303-00	SWITCH, DEFROST AIR PRESSURE WITH BRACKET
12-00309-04	SWITCH, PRESSURE 465/350 PSIG (HP1)
12-00312-02	THERMISTOR, PROBE, ENGINE TEMPERATURE (WTS) (ON BACK OF ENGINE)
12-00312-04	SENSOR, WATER TEMPERATURE (ON FRONT OF ENGINE)
12-00284-00	THERMISTOR, PROBE, COMPRESSOR DISCHARGE TEMP. (CDT)
12-00352-03	TRANSDUCER, PRESSURE (SPT)
12-00352-04	TRANSDUCER, DISCHARGE PRESSURE (HP2)
12-00456-00	SWITCH, OIL PRESSURE
12-00495-02SV	THERMISTOR, DTT OR ATS
12-00523-01	THERMISTOR, PROBE RAS OR SAS
10-01129-16SV	SWITCH, TOGGLE, ON/OFF/ON MOMENTARY
10-01129-15SV	SWITCH, TOGGLE, 1 POLE OFF/ON
12-00419-04	SWITCH, MAGNETIC (DOOR OPEN, SWITCH OPEN)

2 SKINS AND FRAME

VIEW OF ROADSIDE OF FRAME

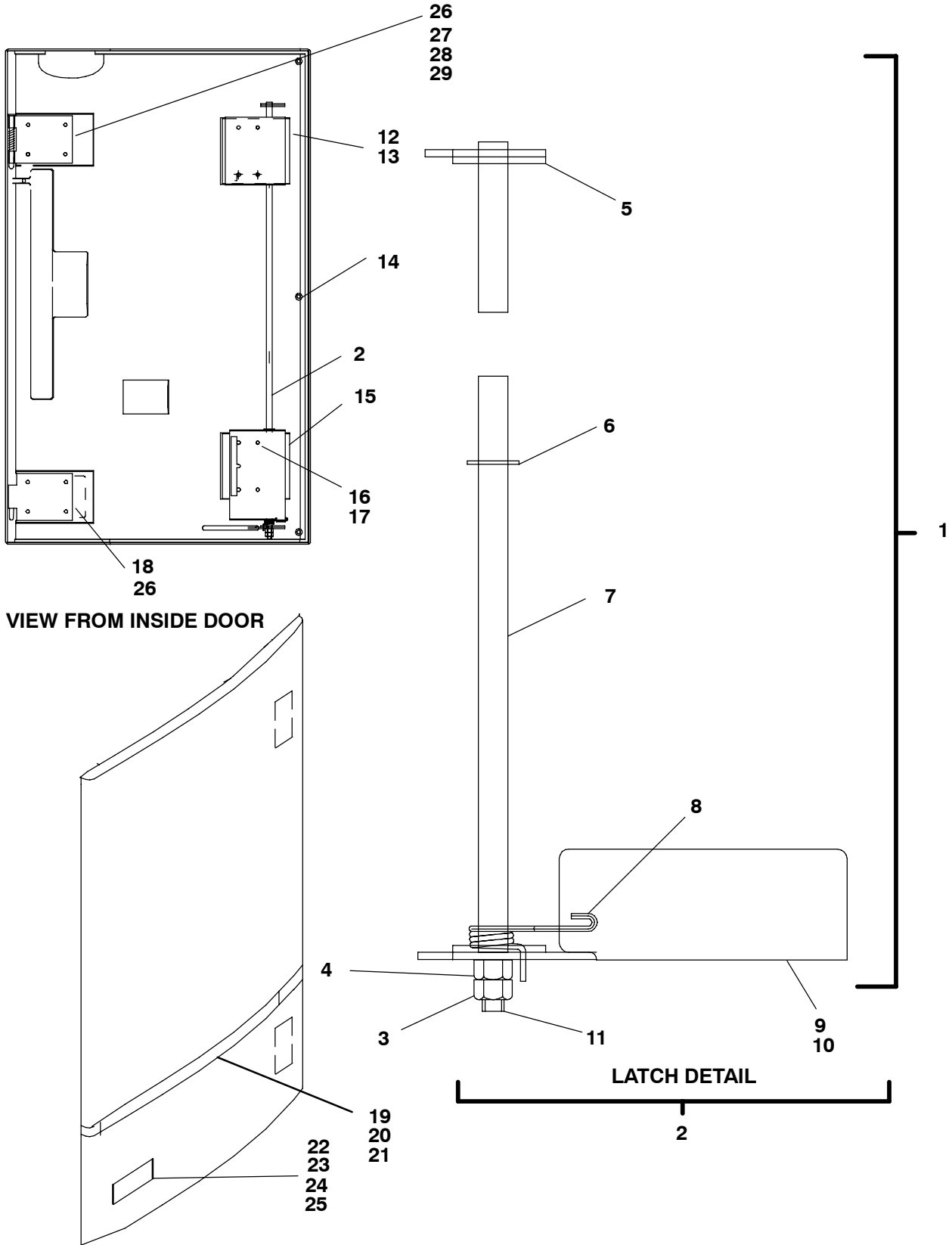


Item	Part Number	Description	Qty
1	58-04587-00	GRILLE, UPPER CURBSIDE (REFER TO SECTION 2.2)	1
2	79-02327-10	ANGLE – INCLUDES:	2
3	34-06051-06	RIVNUT, 1/4-20	1

2 SKINS AND FRAME (Continued)

Item	Part Number	Description	Qty
4	58-01358-04	DOOR, OUTER, CURBSIDE (REFER TO SECTION 2.3)	1
5	34-00918-06	SCREW, HEX WASHERHEAD 1/4-20 X .75, SAE	34
6	44-01160-00	HINGE	4
7	34-01284-00	PIN, 3/8 CLEVIS	2
8	44-01156-01	HINGE, PIN, GRILLE CURBSIDE - SST	2
9	34-06051-06	RIVNUT, 1/4-20	15
10	79-02327-18	FRAME ASSEMBLY, MAIN, WITH RIVNUTS	1
11	34-00662-20	WASHER, FLAT, 9/32 ID (SPECIAL) - SST	3
12	79-02327-12	ANGLE, GRILLE (FRONT) – INCLUDES:	1
13	34-06051-07	RIVNUT, 1/4-20	1
14	68-13644-00	ANGLE, GRILL MOUNTING	1
15	34-00918-04	SCREW, HEX WASHERHEAD, 1/4-20 X .50 LONG	1
16	79-02327-19	FRAME ASSEMBLY, CONDENSER, WITH RIVNUTS	1
17	68-13640-00	ANGLE, EXHAUST MOUNTING, UPPER	1
18	68-13639-00	ANGLE, EXHAUST MOUNTING, LOWER	1
19	79-02327-13	ANGLE, GRILLE (FRONT) – INCLUDES:	1
20	34-06051-07	RIVNUT, 1/4-20	1
21	44-01156-00	HINGE, PIN, GRILLE, ROADSIDE - SST	2
22	68-12588-00	BRACKET	1
23	42-00507-00	GASKET, FRONT GRILLE	2
24	44-00375-00	HINGE PIN, DOOR	1
25	68-07409-00SV	KIT, LATCH PIN BRACKET – INCLUDES:	1
26	NSS	BRACKET, LATCH PIN	1
27	44-01150-00SV	PIN, DOOR LATCH – INCLUDES:	
28	34-00361-13	NUT, SELF LOCK	2
29	34-00361-12	NUT, SELF LOCK, 5/16-18	2
30	34-00588-13	WASHER, FLAT, 3/8	2
31	58-04194-00	BUMPER, BLACK MOLDED, NEOPRENE	1
32	34-06040-00	NUT, SPEED "U" 1/4-20	3
33	42-00443-00	GASKET, MICRO DOOR	1
34	58-01355-00	GRILLE, UPPER ROADSIDE (REFER TO SECTION 2.2)	1
35	58-04097-00	GASKET, GRILLE (FRONT)	2
36	58-04356-10	DOOR, OUTER, ROADSIDE (REFER TO SECTION 2.3)	1
37	58-01288-02	RIVET, RACHET	24
38	58-01357-01	GRILLE, FRONT	1
	58-04429-00	GRILLE, FRONT, STEALTH	1
39	58-01302-34	DOOR, INNER, CURBSIDE (REFER TO SECTION 2.1)	1
40	58-01301-34	DOOR, INNER, ROADSIDE (REFER TO SECTION 2.1)	1
41	34-06025-06	SCREW, HEX WASHERHEAD, 1/4-20 X .75 LONG	6
42	76-00557-00	TRIM KIT, CHROME, SIDE GRILLE – INCLUDES:	A/R
43	76-00557-02	TRIM KIT, CHROME, FRONT GRILLE – INCLUDES:	A/R
44	76-00557-04	TRIM KIT, CHROME, SIDE AND FRONT GRILLE – INCLUDES:	A/R
45	34-06122-00	RIVET, BLIND	A/R
46	58-00901-09F10	TRIM, AUTOMOTIVE	A/R
47	58-04077-00	CAP, TRIM	A/R
48	76-00714-02	STEALTH RETROFIT KIT (REFER TO SECTION 17.5)	1

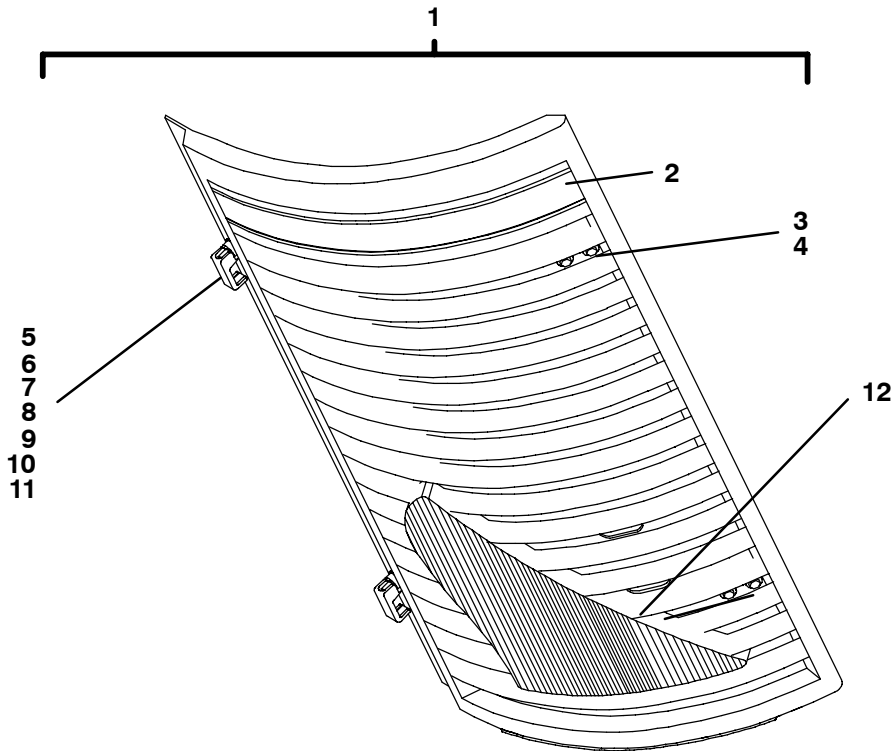
2.1 SKINS- FRONT ROADSIDE AND CURBSIDE DOORS - ROADSIDE SHOWN



2.1 SKINS - FRONT ROADSIDE AND CURBSIDE DOORS - ROADSIDE SHOWN (Continued)

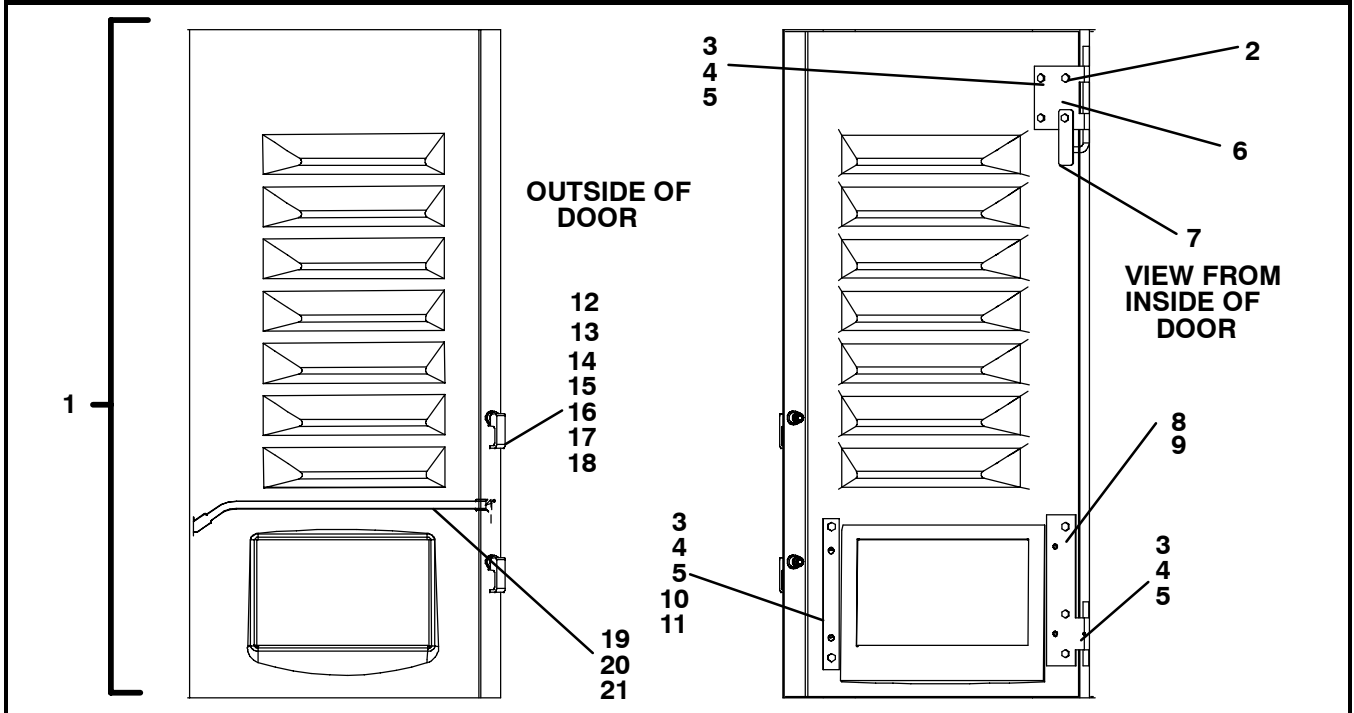
Item	Part Number	Description	Qty
1	58-01301-32	DOOR, INNER, ROADSIDE (ULTIMA XTC) – INCLUDES:	1
	58-01301-34	DOOR, INNER, ROADSIDE (ULTRA XTC) – INCLUDES:	1
2	86-04189-00	LATCH AND ROD ASSEMBLY – INCLUDES:	1
3	34-00667-13	NUT, SELF LOCK, 3/8-16	1
4	34-00666-13	NUT, HEX, 3/8-16	1
5	68-11534-00	LATCH, DOOR	1
6	34-00829-15	WASHER, FLAT, 1/2 SAE, .060 THICK	1
7	56-06936-00	TUBE, LATCH	1
8	73-00329-00	SPRING	1
9	68-11535-00	HANDLE, LATCH	1
10	68-12176-00	LATCH, DOOR	2
11	48-00269-00	ADAPTER	1
12	68-11531-00	CHANNEL, UPPER LATCH	1
13	86-02926-00	PLATE ASSEMBLY, NUT, DOOR	2
14	58-00536-02	BUMPER, DOOR	3
15	68-07349-00	CHANNEL	1
16	34-00655-06	SCREW, HEX HEAD, 1/4-20 X .75	14
17	34-00663-11	WASHER, LOCK, 1/4 SPRING	14
18	44-01152-00	HINGE, MALE, RS	1
19	34-06122-00	RIVET, BLIND, .156 DIAMETER, .040-.295 GRIP	2
20	58-04332-00	TRIM, AUTOMOTIVE (SOLD IN 6-FOOT LENGTHS)	A/R
21	58-04331-01	CAP, TRIM	2
22	34-00216-18	SCREW, MACH. RDHD, #10-32 X 1.12	1
23	34-00360-09	NUT, SELF LOCK, #10-32	1
24	34-00366-09	WASHER, FLAT, #10	1
25	58-00913-00	BUMPER, BLACK MOLDED	1
26	86-02924-00	PLATE ASSEMBLY, NUT, UPPER	2
27	44-01161-00	HINGE, UPPER	1
28	34-01284-00	PIN, CLEVIS, 3/8 (NEW STYLE)	1
	44-00320-00	PIN, CLEVIS, 3/8 (OLD STYLE) – REQUIRES LOCKING TAB – ITEM 29	1
29	68-07902-00	LOCKING TAB, UPPER – REQUIRED FOR OLD STYLE PIN ONLY	1
1	58-01302-32	DOOR, INNER, CURBSIDE (ULTIMA XTC) (NOT SHOWN) – INCLUDES:	1
	58-01302-34	DOOR, INNER, CURBSIDE (ULTRA XTC) (NOT SHOWN) – INCLUDES:	1
16	34-00655-06	SCREW, HEX HEAD, 1/4-20 X .75	8
17	34-00663-11	WASHER, LOCK, 1/4 SPRING	8
18	44-01152-01	HINGE, MALE, CS	1
19	34-06122-00	RIVET, BLIND, .156 DIAMETER, .040-.295 GRIP	2
20	58-04332-00F06	TRIM, AUTOMOTIVE	A/R
21	58-04331-01	CAP, TRIM	2
26	86-02924-00	PLATE ASSEMBLY, NUT	2
27	44-01161-00	HINGE, UPPER	1
28	34-01284-00	PIN, CLEVIS, 3/8 (NEW STYLE)	1
	44-00320-00	PIN, CLEVIS, 3/8 (OLD STYLE) – REQUIRES LOCKING TAB – ITEM 29	1
29	68-07902-01	LOCKING TAB, UPPER – REQUIRED FOR OLD STYLE PIN ONLY	1

2.2 SKINS - CURBSIDE AND ROADSIDE GRILLES



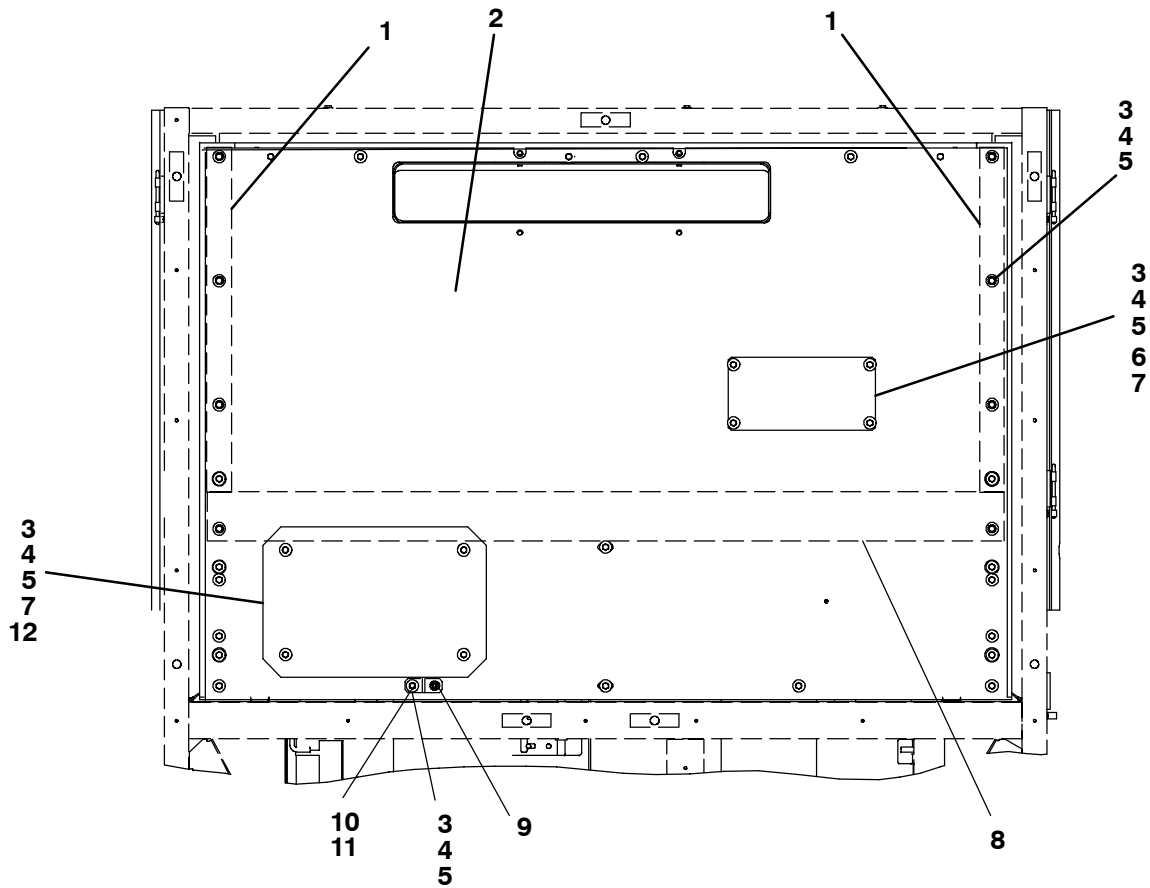
Item	Part Number	Description	Qty
1	58-04587-00	GRILLE, UPPER CURBSIDE – INCLUDES:	1
	58-01355-00	GRILLE, UPPER ROADSIDE (NOT SHOWN) – INCLUDES:	1
2	62-02507-00	DECAL, CARRIER	1
3	34-06025-04	SCREW, HEX WASHERHEAD, 1/4-20 X .50	4
4	44-00410-00	HINGE, SLIP, GRILLE	2
5	76-50055-03	J-LATCH ASSEMBLY – INCLUDES:	1
6	NSS	HANDLE	2
7	44-01149-01	WASHER	2
8	44-01149-05	BUSHING	2
9	58-00511-03	WASHER, NYLON, .32 ID X .62 OD	2
10	34-00795-12	NUT, SELF LOCK, 5/16-24	2
11	34-01264-12	WASHER, PLAIN, 5/16 MEDIUM	4
12	62-02580-18	DECAL, ULTIMA XTC	1
	62-02580-16	DECAL, ULTRA XTC	1

2.3 SKINS - OUTER CURBSIDE AND ROADSIDE DOORS - ROADSIDE SHOWN



Item	Part Number	Description	Qty
1	58-01358-02	DOOR, OUTER, LOWER CS, ULTRA XTC, GRAY – INCLUDES:	1
	58-01358-04	DOOR, OUTER, LOWER CS, ULTIMA XTC, SILVER – INCLUDES:	1
	58-04356-10	DOOR, OUTER, LOWER RS, ULTIMA XTC, SILVER – INCLUDES:	1
	58-04356-05	DOOR, OUTER, LOWER RS, ULTRA XTC, GRAY – INCLUDES:	1
2	44-00323-01	HINGE, RELEASE, CURBSIDE	1
	44-00323-00	HINGE, RELEASE, ROADSIDE	1
3	34-00655-06	SCREW, CAP HEXHD, 1/4-20 X .75	A/R
4	34-00662-11	WASHER, PLAIN, 1/4 MEDIUM, .050 THK	A/R
5	34-00663-11	WASHER, LOCK, 1/4 SPRING	A/R
6	86-02925-00	PLATE ASSEMBLY, NUT	2
7	68-11566-00	PLATE	1
8	44-00322-01	HINGE, CURBSIDE	1
	44-00322-04	HINGE, ROADSIDE	1
9	86-04304-00	PLATE ASSEMBLY, NUT, MICRO DOOR, ROADSIDE ONLY	A/R
10	86-04303-00	PLATE ASSEMBLY, NUT, MICRO DOOR, ROADSIDE ONLY	A/R
11	68-13009-00	PLATE. OUTER, ROADSIDE ONLY	A/R
12	76-50055-03	J-LATCH ASSEMBLY – INCLUDES:	1
13	NSS	HANDLE	2
14	44-01149-01	WASHER	2
15	44-01149-05	BUSHING	2
16	58-00511-03	WASHER, NYLON, .32 ID X .62 OD	2
17	34-00795-12	NUT, SELF LOCK, 5/16-24	2
18	34-01264-12	WASHER, PLAIN, 5/16 MEDIUM	4
19	58-04331-01	CAP, TRIM	2
20	34-06122-00	RIVET, BLIND, .156 DIAMETER, .040-.295 GRIP RANGE	2
21	58-04332-00F06	TRIM, AUTOMOTIVE	A/R

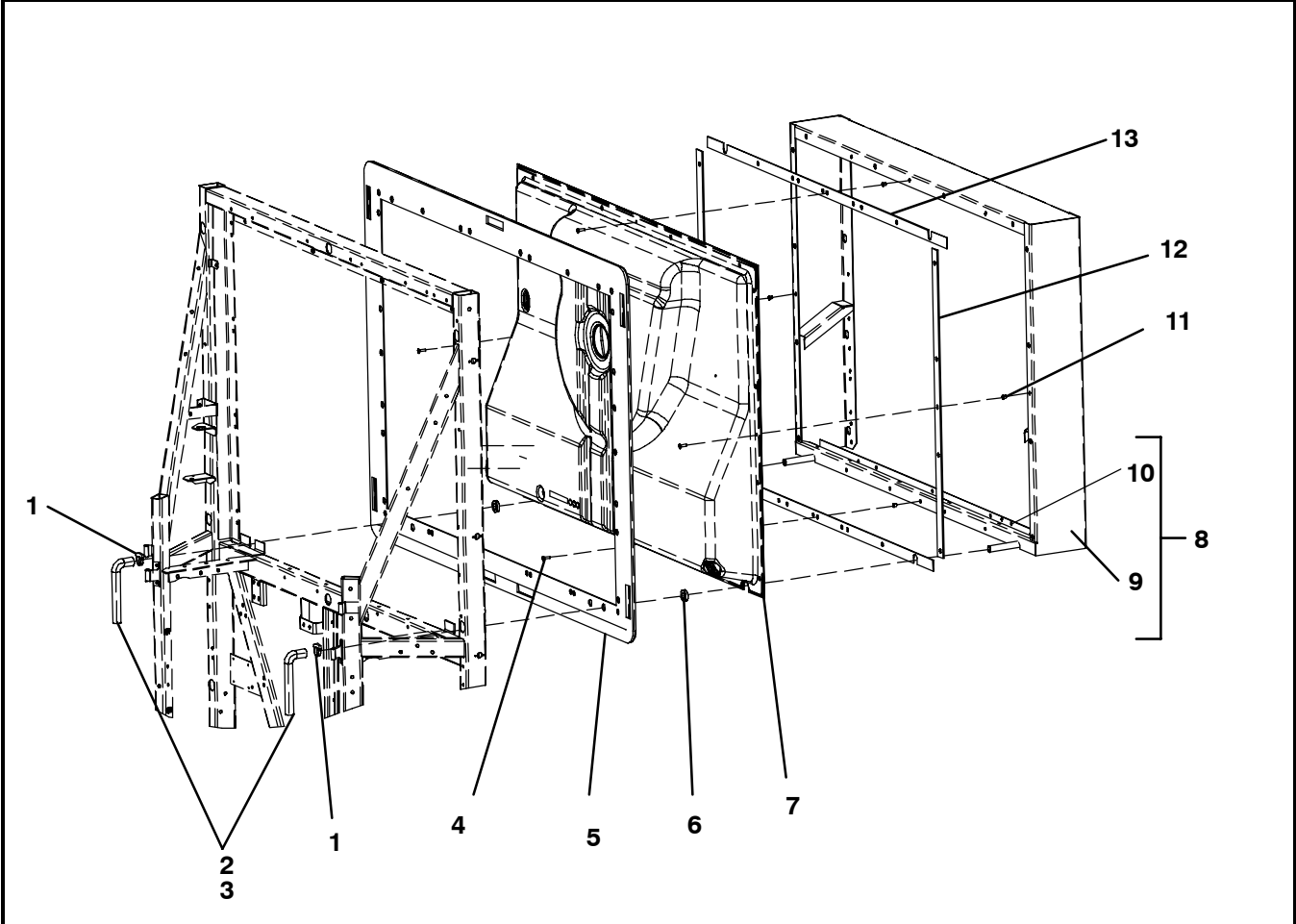
2.4 SKINS - BACK PANEL



Item	Part Number	Description	Qty
1	42-00504-00	GASKET, BACK PANEL	2
2	68-13737-00	PANEL, BACK	1
3	34-00663-11	WASHER, LOCK, 1/4, SPRING	30
4	34-00662-20	WASHER, PLAIN, 9/32 ID (SPECIAL)	30
5	34-06003-08	SCREW, CAP HEXHEAD, 1/4-20 X 1.00	30
6	68-07236-00	ACCESS PANEL (SMALL)	1
7	34-06051-36	RIVNUT, 1/4-20, .027-.165 GRIP RANGE	8
8	42-00392-00	GASKET, BACK PANEL	1
9	34-00918-06	SCREW, HEX WASHERHEAD, 1/4-20 X .75	1
10	68-12666-00	BRACKET	1
11	34-06051-06	RIVNUT, 1/4-20	1
12	68-12667-00	ACCESS PANEL (LARGE)	1

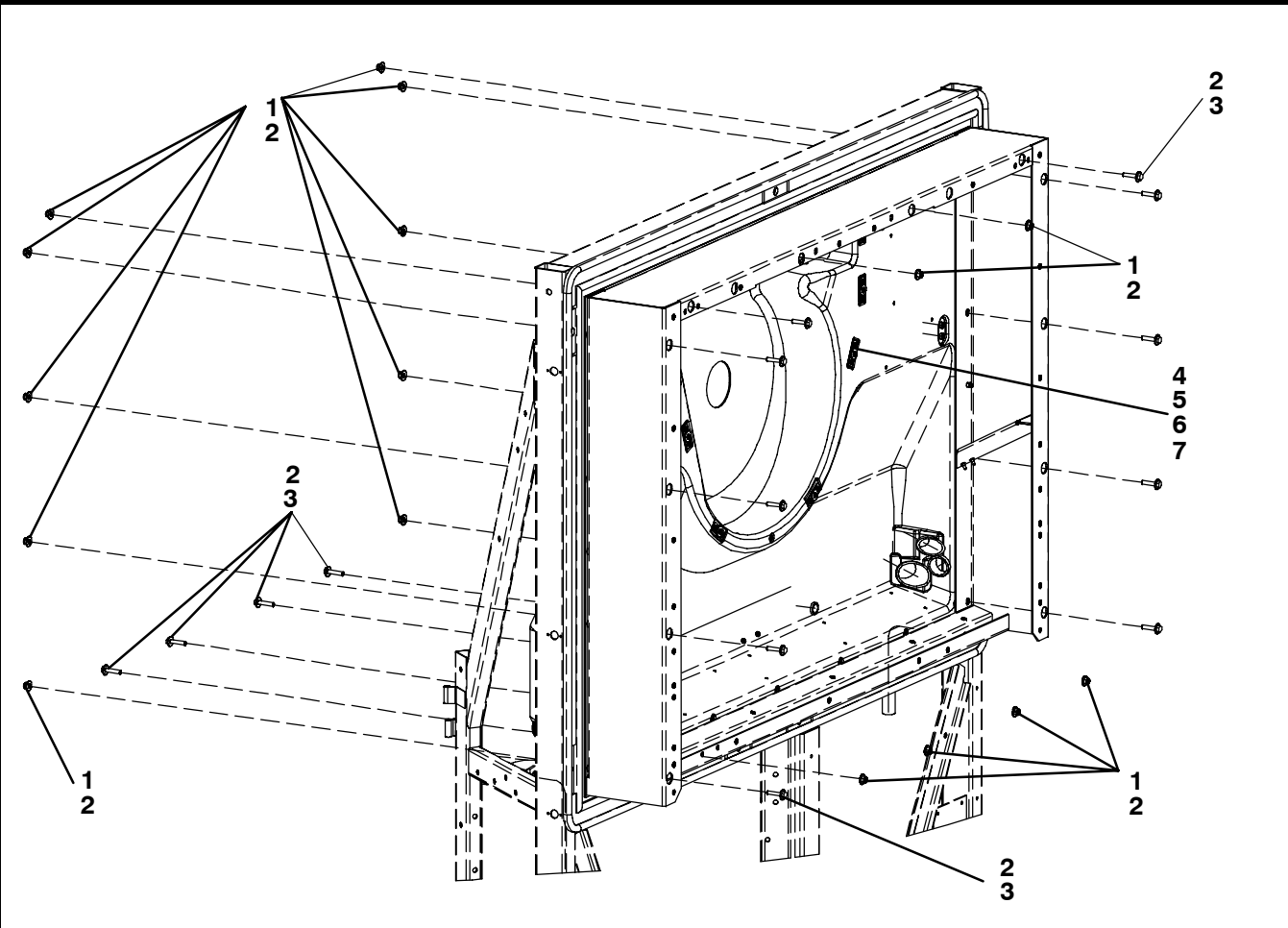
3 EVAPORATOR ASSEMBLY

3.1 FRAME AND POD



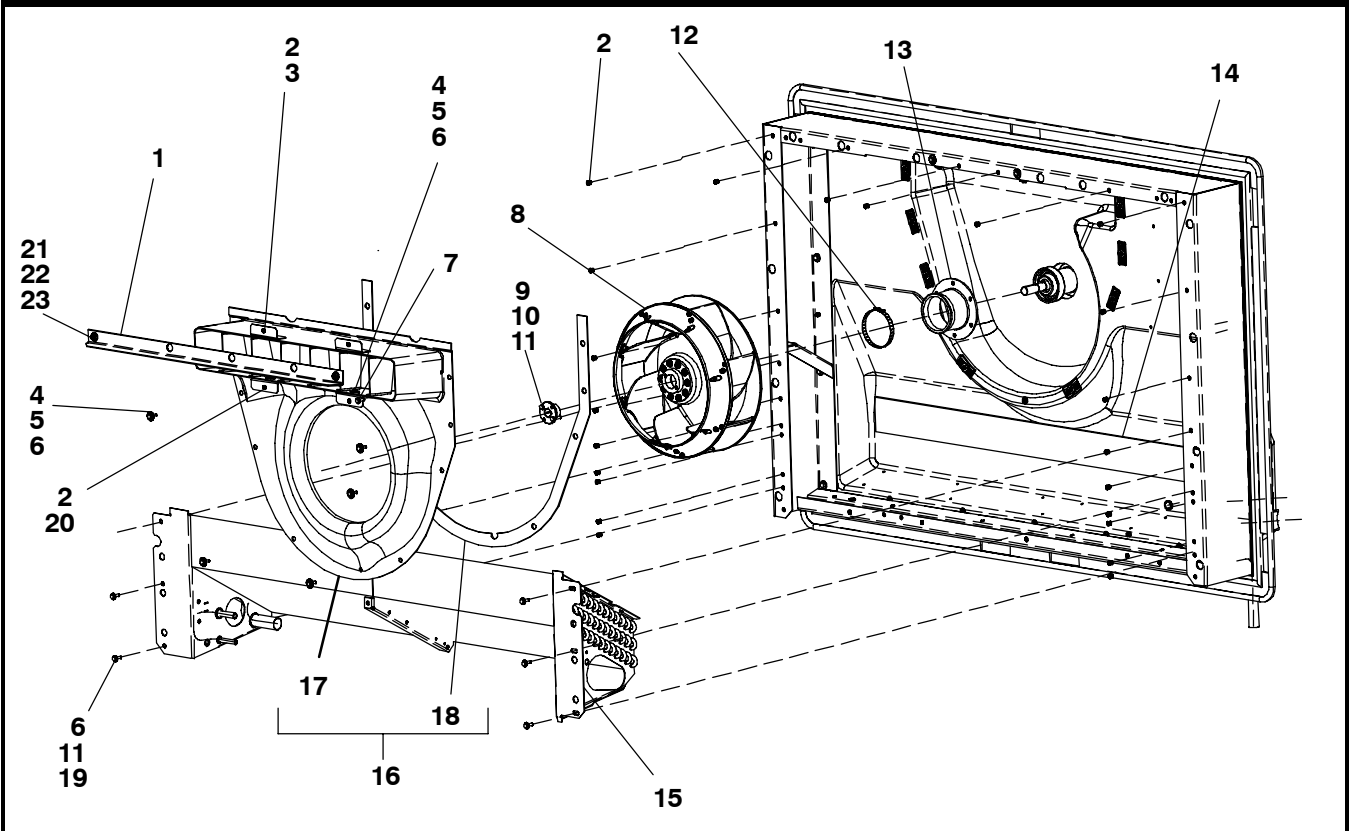
Item	Part Number	Description	Qty
1	58-00712-15	CLAMP, HOSE, .985 - 1.135 OD	2
2	58-00772-01F08	HOSE, DRAIN	A/R
3	58-00253-00	KAZOO, DRAIN HOSE FITTING	2
4	34-00960-16	SCREW, FLAT SOCKET HEAD, 1/4-20 X 1.00, STEEL	4
5	58-01278-00	SEAL, UNIT TO TRAILER	1
6	42-00386-00	GASKET, DRAIN TUBE	2
7	58-04439-05	POD, EVAPORATOR	1
8	86-04390-00	FRAME ASSEMBLY, EVAPORATOR – INCLUDES:	1
9	86-04241-00	CHANNEL ASSEMBLY, DRAIN PAN – INCLUDES:	1
10	68-12574-00	DRAIN PAN	1
11	34-06051-36	RIVNUT, 1/4-20	4
12	42-00258-10	GASKET, EVAPORATOR FRAME, POD VERTICAL	2
13	42-00258-09	GASKET, EVAPORATOR FRAME, POD HORIZONTAL	2

3.2 EVAPORATOR - POD HARDWARE



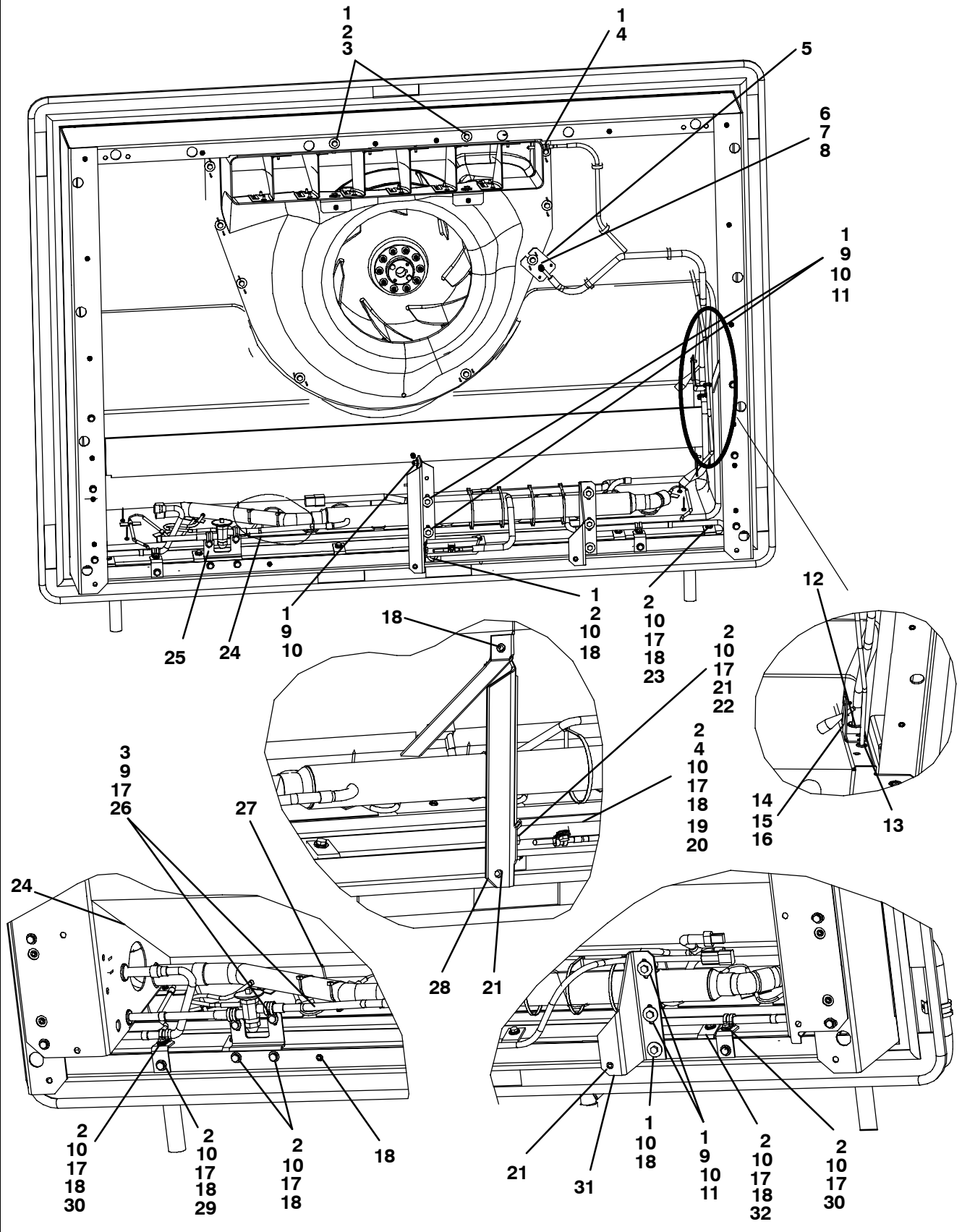
Item	Part Number	Description	Qty
1	34-00667-112	NUT, SELF-LOCKING, 5/16-18 - SST	16
2	34-00662-12	WASHER, PLAIN, 5/16 INCH	30
3	34-01236-12	SCREW, CAP HEX HEAD, 5/16-18 X 1.50 LONG - SST	14
4	68-13717-00	PLATE, NOZZLE TO POD MOUNTING	8
5	34-00829-13	WASHER, PLAIN, 3/8 INCH	16
6	34-06051-37	RIVNUT, 1/4-20	2
7	34-01234-01	RIVET, .188 DIAMETER	16

3.3 EVAPORATOR - BLOWER ASSEMBLY AND EVAPORATOR COIL



Item	Part Number	Description	Qty
1	68-13636-00	ANGLE, NOZZLE MOUNTING	1
2	34-06051-36	RIVNUT, 1/4-20	30
3	68-13796-00	ANGLE, NOZZLE MOUNTING, TOP	2
4	34-00663-11	WASHER, LOCK, 1/4 SST	10
5	34-00662-20	WASHER, FLAT, 9/32 ID SPECIAL - SST	11
6	34-00655-08	SCREW, CAP HEX HEAD, 1/4-20 X 1.00 LONG - SST	6
7	34-00665-10	SCREW, CAP HEX HEAD, 1/4-20 X 1.25 LONG - SST	1
8	38-00556-20SV	BLOWER WHEEL, CENTRIFUGAL - INCLUDES:	1
9	04-00122-31	BUSHING, SPLIT TAPER (FOR .938 DIAMETER FAN SHAFT)	1
	04-00122-30	BUSHING, SPLIT TAPER (FOR 1.188 INCH DIAMETER FAN SHAFT)	1
10	34-00775-10	SCREW, CAP HEX HEAD, 1/4-20 X 1.25 LONG	2
11	34-00663-11	WASHER, LOCK, 1/4 SST	2
12	44-01140-06	CLAMP, HOSE, 3.75 - 4.50 - SST	1
13	42-00372-00	SEAL, FAN SHAFT	1
14	42-00258-00	GASKET, REAR WALL/POD	1
15	08-00225-02	COIL, EVAPORATOR	1
16	58-04469-00SV	COVER, NOZZLE - INCLUDES:	1
17	NSS	COVER	1
18	42-00506-00	GASKET, NOZZLE COVER	1
19	34-00662-11	WASHER, FLAT, 1/4 SST	6
20	68-13797-00	ANGLE, NOZZLE MOUNTING, BOTTOM	2
21	34-01264-12	WASHER, PLAIN, 5/16 - SST	A/R
22	34-00663-12	WASHER, LOCK, 5/16 SPRING	2
23	34-00666-12	NUT, HEX, 5/16-18	2

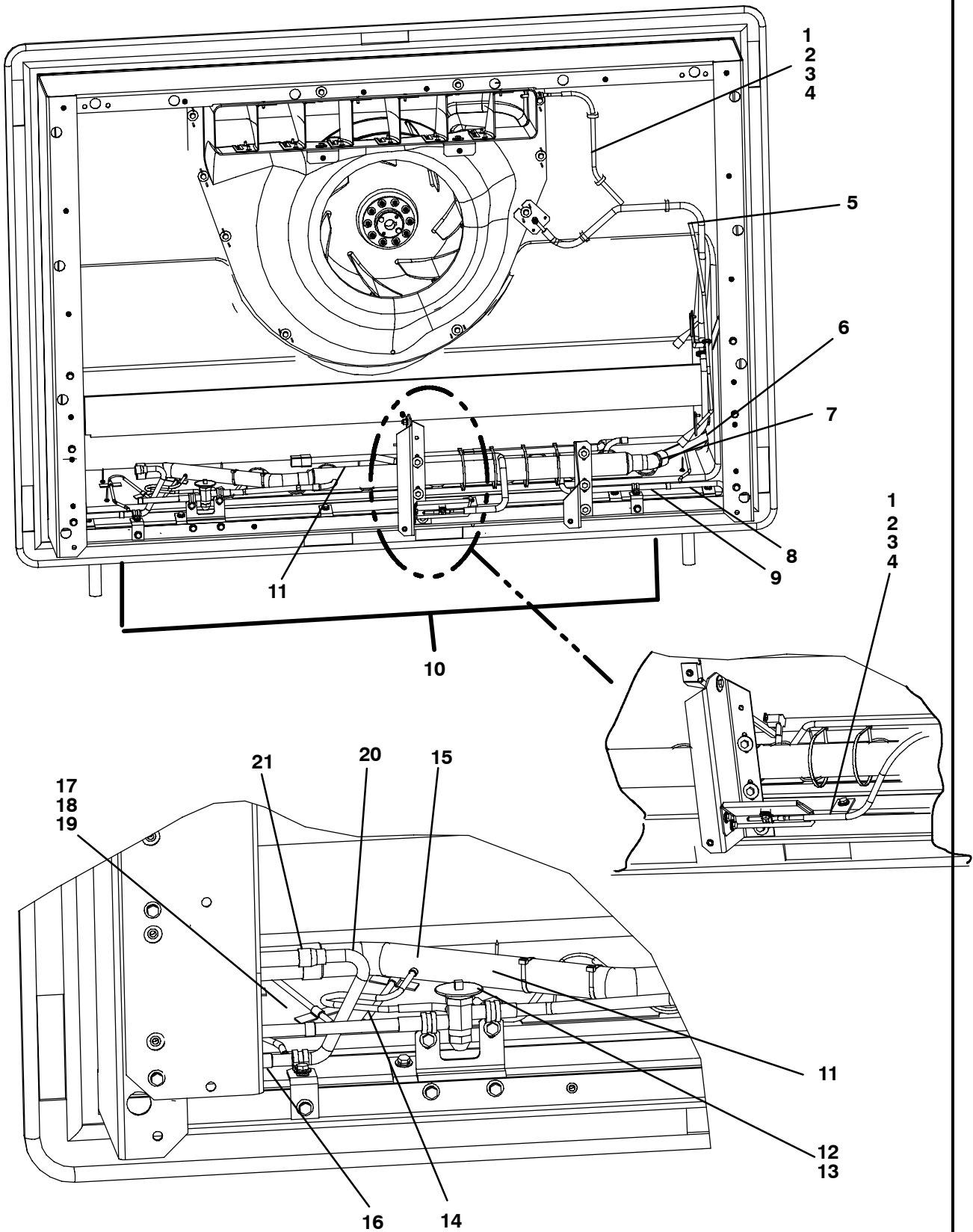
3.4 EVAPORATOR - HARDWARE



3.4 EVAPORATOR - HARDWARE (Continued)

Item	Part Number	Description	Qty
1	34-00662-20	WASHER, FLAT, 9/32 ID SPECIAL - SST	A/R
2	34-00663-11	WASHER, LOCK, 1/4 - SST	A/R
3	34-00655-08	SCREW, CAP HEX HEAD, 1/4-20 X 1.00 LONG - SST	A/R
4	34-00373-51	CLAMP, .50 DIAMETER	2
5	68-13646-00	PLATE (DTT)	1
6	34-00667-08	NUT, SELF LOCK, #8	4
7	34-00662-08	WASHER, FLAT, #8	4
8	34-00827-16	SCREW, MACHINE THREAD, #8-32 X 1.00 LONG	2
9	34-00667-11	NUT, SELF LOCK, 1/4-20 - SST	4
10	34-00655-06	SCREW, CAP, HEX HEAD, 1/4-20 X .75 LONG - SST	A/R
11	34-00558-09	STRAP, HEAT EXCHANGER SUPPORT, 2.12 DIAMETER - SST	2
12	58-00065-66	GROMMET, .56 ID X .81 OD	2
13	58-00065-14	GROMMET, .38 ID X .62 OD	1
14	34-00928-13	RIVET, BLIND, .187 DIAMETER, .126-.250, GRIP RANGE	2
15	58-00793-00	FITTING, AIR SENSING	2
16	68-10745-00	BRACKET, AIR FITTING	1
17	34-00662-11	WASHER, FLAT, 1/4 - SST	A/R
18	34-06051-36	RIVNUT, 1/4-20	A/R
19	42-01170-07	GASKET	1
20	58-00836-04	SPACER	1
21	34-06051-37	RIVNUT, 1/4-20	2
22	86-03013-00	SHIELD ASSEMBLY, AIR SENSOR	1
23	68-07729-00	CLAMP, .125 THICK	2
24	42-00032-00	INSULATION	A/R
25	68-07670-00	BRACKET, TXV	1
26	34-00373-07	CLAMP, TUBE, .62 ID	2
27	34-01234-01	RIVET, BLIND, .188 DIAMETER, .137-.354 GRIP RANGE	11
28	68-12632-00	BRACKET	1
29	68-07730-00	BRACKET	2
30	44-01134-08	CLAMP, TUBE, .50 ID CUSHIONED	1
31	68-12676-00	BRACKET, SUPPORT, HEAT EXCHANGER	1
32	68-14381-00	CLAMP	4

3.5 EVAPORATOR - TUBING AND WIRING

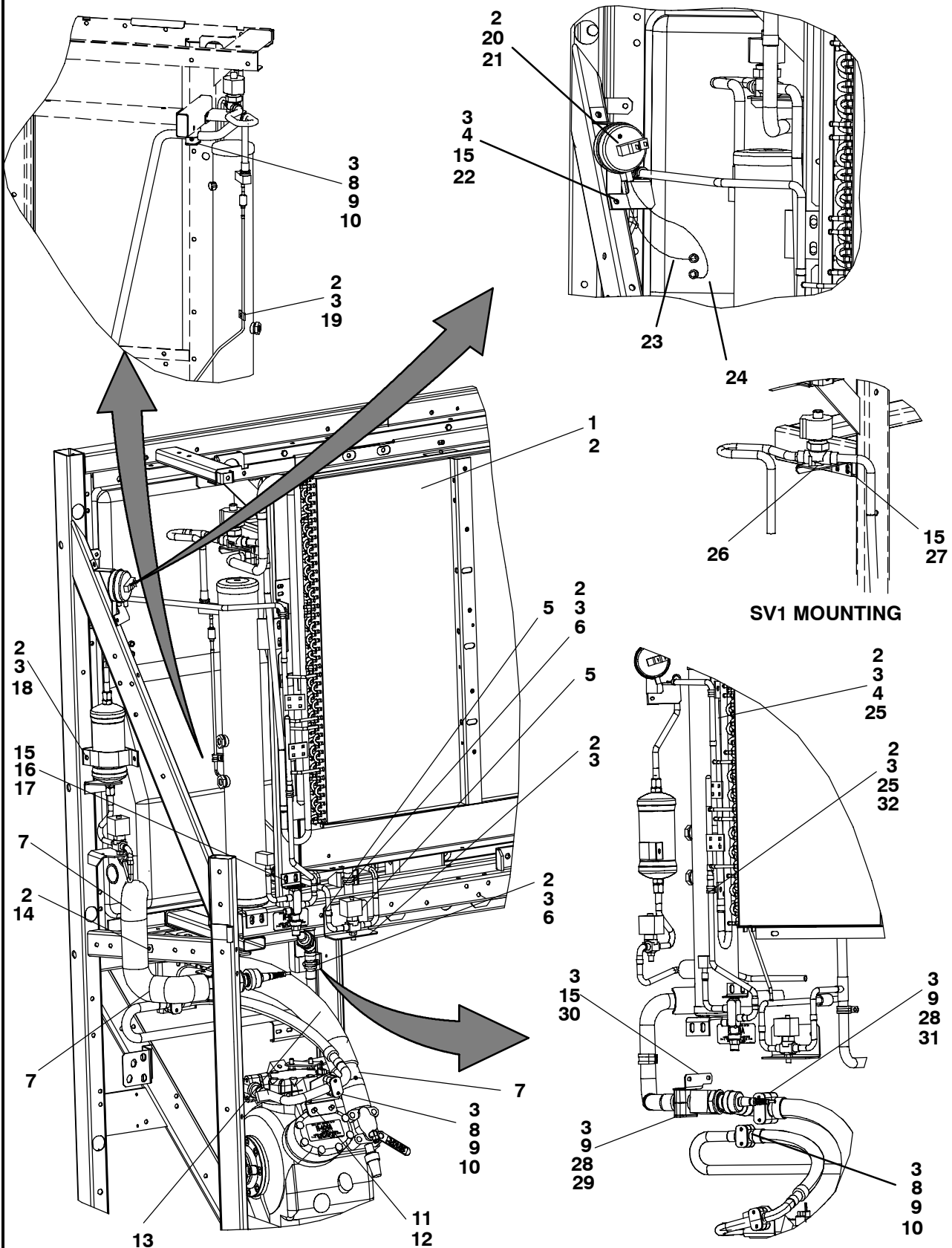


3.5 EVAPORATOR - TUBING AND WIRING (Continued)

Item	Part Number	Description	Qty
1	22-01951-00	HARNESS, DTT – INCLUDES:	2
2	12-00523-01	THERMISTOR, PROBE	2
3	12-00495-02SV	THERMISTOR	2
4	22-50241-00	CONNECTOR, MALE	1
5	58-01149-00	TUBE, RED, HIGH PRESSURE, 3/16 ID (SOLD BY THE FOOT)	A/R
6	58-00523-07	EXTRUSION, U SHAPED	A/R
7	40-00075-11	ELBOW, 45° STREET, 1 3/8 X 1 3/8	1
8	56-03770-00	TUBE	1
9	56-08081-00	TUBE	1
10	81-01653-01	HEAT EXCHANGER ASSEMBLY (ULTIMA XTC ONLY) – INCLUDES:	1
	81-01653-02	HEAT EXCHANGER ASSEMBLY (ULTRA XTC ONLY) – INCLUDES:	1
11	08-00197-01	HEAT EXCHANGER, LSHX	1
12	14-00232-28SV	VALVE, EXPANSION, TXV, (ULTIMA XTC ONLY) – INCLUDES:	1
	14-00232-25SV	VALVE, EXPANSION, TXV, (ULTRA XTC ONLY) – INCLUDES:	1
13	14-00176-02	STRAINER, TXV, 100 MESH	1
14	56-07401-00	TUBE, 1/4 INCH OD, EQUALIZER LINE	1
15	56-07300-00	TUBE, 1-3/8 INCH OD SUCTION LINE	1
16	56-03768-00	TUBE, DRAIN PAN HEATER	1
17	86-04249-01	PLATE ASSEMBLY, DEFROST – INCLUDES:	1
18	NSS	TUBE, SERPENTINE	1
19	NSS	PLATE, DEFROST	1
20	56-03769-00	TUBE, DRAIN PAN HEATER	1
21	40-00130-07	REDUCER, 5/8 X 1/2	1

4 REFRIGERATION - PRIOR TO S/N KAK90850855

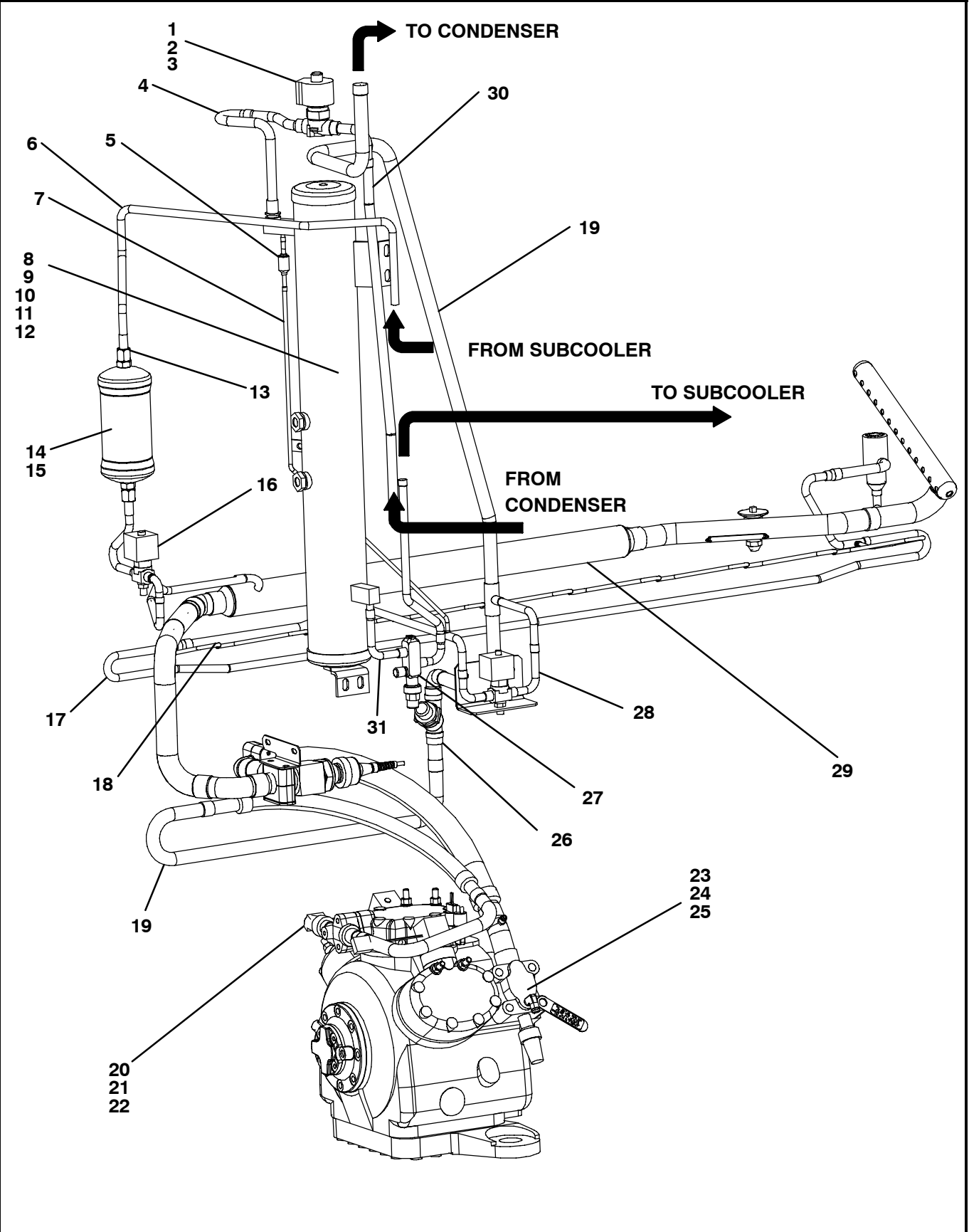
4.1 CONDENSER COIL AND HARDWARE PRIOR TO S/N KAK90850855



4.1 CONDENSER COIL AND HARDWARE - PRIOR TO S/N KAK90850855 (Continued)

Item	Part Number	Description	Qty
1	08-50276-00SV	COIL, CONDENSER / RADIATOR, ULTIMA XTC ONLY (PRIOR TO S/N KAK90850855. SEE SECTION 5.1 FOR COILS BEGINNING WITH THIS S/N)	1
	08-50275-00SV	COIL, CONDENSER / RADIATOR, ULTRA XTC ONLY (PRIOR TO S/N KAK90850855. SEE SECTION 5.1 FOR COILS BEGINNING WITH THIS S/N)	
2	34-00918-06	SCREW, HEX WASHERHEAD, 1/4-20 X .75 LONG	23
3	34-06051-06	RIVNUT, 1/4-20	21
4	34-00373-05	CLAMP, CUSHION, .50 DIAMETER	2
5	58-00701-05	PLUG BUTTON, .395-.404 DIAMETER HOLE	2
6	44-01134-14	CLAMP, TUBE, .875 ID, CUSHIONED	2
7	42-00237-52F05	INSULATION, TUBE	A/R
8	44-00285-60	CLAMP, TUBE, 7/8 OD	1
9	34-00368-11	WASHER, LOCK, 1/4	10
10	34-00300-20	SCREW, CAP HEX HEAD, 1/4-20 X 2.50 LONG	6
11	34-00361-13	NUT, SELF LOCK, 3/8-16	2
12	68-14439-00	BRACKET, DISCHARGE	1
13	42-00237-54F05	INSULATION, TUBE	A/R
14	44-01028-13	CLAMP, TUBE, 1.38 DIAMETER	1
15	34-00918-08	SCREW, HEX WASHERHEAD, 1/4-20 X 1.00 LONG	7
16	68-06986-00	BRACKET, KING VALVE	1
17	34-00918-04	SCREW, HEX WASHERHEAD, 1/4-20 X .50 LONG	1
18	68-11547-00	BRACKET, FILTER DRIER	1
19	44-01134-04	CLAMP, TUBE, .25 ID, CUSHIONED	1
20	12-00303-00	DEFROST SWITCH, AIR PRESSURE (DA) – INCLUDES:	1
21	12-01039-08	SWITCH, PRESSURE	1
22	68-07673-00	BRACKET, LIQUID LINE	1
23	58-01149-00FT	TUBE, HIGH PRESSURE (RED)	1
24	22-01143-18	TUBE, LOW PRESSURE, .19 ID X 20.50 LONG	1
25	68-13651-00	BRACKET, CONDENSER COIL	2
26	34-00996-08	SCREW, HEX WASHERHEAD, 1#8-32 X .50 LONG	2
27	86-02803-00	BRACKET, SV1	1
28	34-00300-24	SCREW, CAP HEX HEAD, 1/4-20 X 3.00 LONG	4
29	44-00285-20	CLAMP, TUBE, 1 3/8 OD	1
30	68-13157-00	BRACKET	1
31	44-00285-22	CLAMP, TUBE, 1 1/2 OD	1
32	34-00373-07	CLAMP, CUSHION, .62 DIAMETER	1

4.2 REFRIGERATION- TUBING - PRIOR TO S/N PRIOR TO S/N KAK9085085

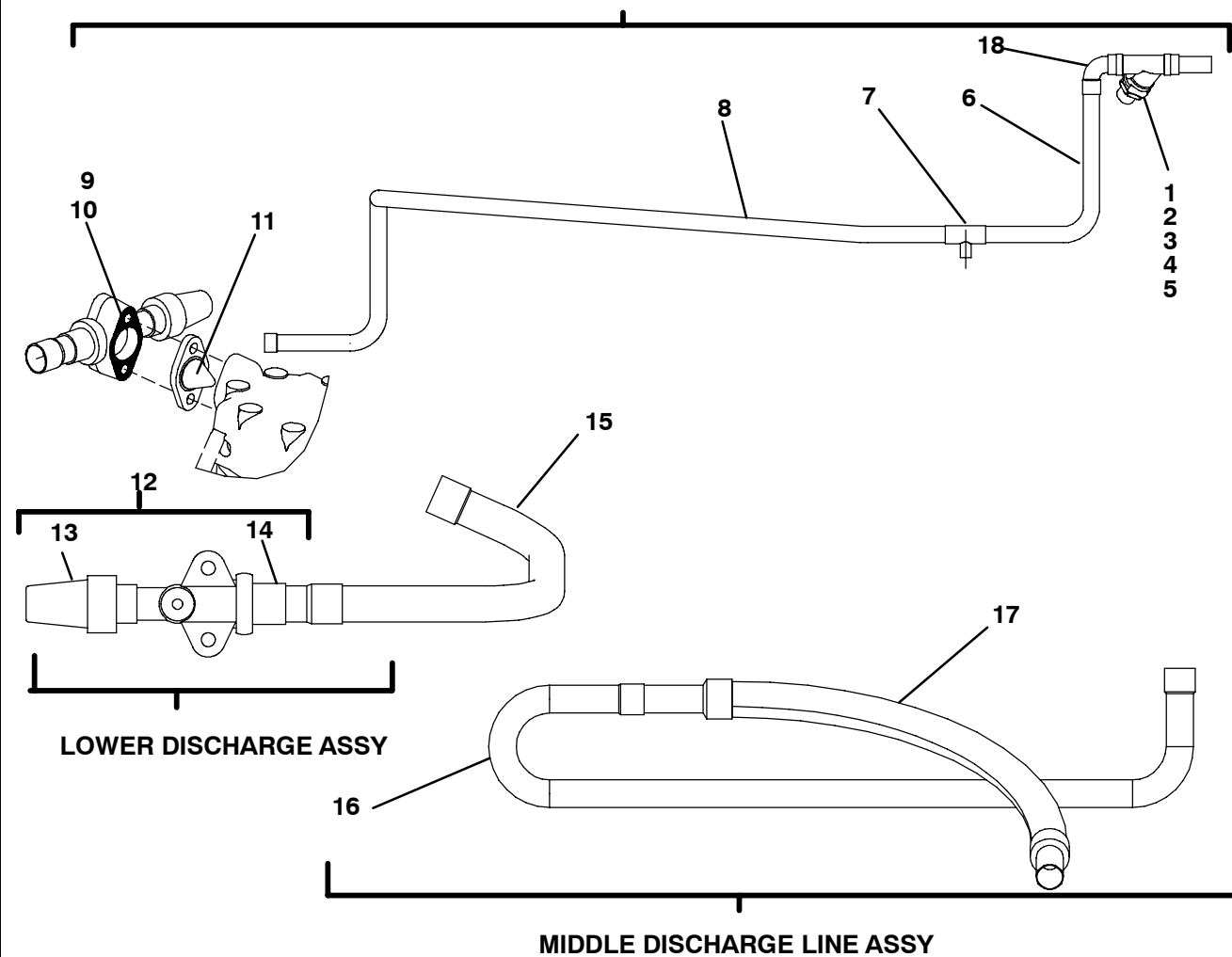


4.2 REFRIGERATION - TUBING - PRIOR TO S/N PRIOR TO S/N KAK9085085 (Continued)

Item	Part Number	Description	Qty
1	14-00324-00	VALVE, SV1 – INCLUDES:	1
2	14-01114-20	COIL (VDC) WITH CONNECTOR – INCLUDES:	1
3	22-50078-02SV	CONNECTOR, MALE	1
4	56-06942-05	TUBE	1
5	14-00199-00	VALVE, CHECK	1
6	56-08089-00	TUBE, 1/2 OD X .035 WALL	1
7	56-08092-00	TUBE, BYPASS, 1/4 OD X .028W CU	1
8	65-00182-01	RECEIVER, NDL – INCLUDES:	1
9	65-00168-24	SIGHTGLASS WITHOUT RING – INCLUDES:	2
10	65-00168-22	O-RING	2
11	65-01085-21	FUSIBLE PLUG WITHOUT RING – INCLUDES:	2
12	65-01085-22	O-RING	2
13	40-60029-02	FITTING, 1/2 FLARE, BRAZED (INCLUDES NUT)	1
14	14-00209-00	FILTER DRIER – INCLUDES:	1
15	14-00209-20	O-RING	2
16	14-00307-00	VALVE ASSEMBLY, SV2 (REFER TO SECTION 4.2.3)	1
17	56-03768-00	TUBE, 1/2 OD X .035 WALL	1
18	56-08081-00	TUBE, 1/2 OD X .035 WALL	1
19	-	MIDDLE DISCHARGE LINE ASSEMBLY (REFER TO SECTION 4.2.1)	1
20	17-40013-00	GASKET, CAP SCREW	2
21	34-00302-16	SCREW, CAP HEX HEAD, 5/16-18 X 2.00 LONG	2
22	-	LOWER DISCHARGE ASSEMBLY (REFER TO SECTION 4.2.1)	1
23	14-00308-00	VALVE ASSEMBLY, SUCTION SERVICE (REFER TO SECTION 4.2.4)	1
24	34-00308-20	SCREW, CAP HEX HEAD, 1/2-13 X 2.50 LONG	4
25	34-06038-00	WASHER, GASKET, .561 ID X .75 OD	4
26	-	DISCHARGE TUBE ASSEMBLY (REFER TO SECTION 4.2.1)	1
27	14-00310-01	KING VALVE (REFER TO SECTION 4.2.3)	1
28	14-00313-00	VALVE, SV4 (REFER TO SECTION 4.2.2)	1
29	81-01653-01	HEAT EXCHANGER ASSEMBLY (REFER TO SECTION NO TAG)	1
30	56-08180-00	TUBE, 5/8 OD, CONDENSER EXIT TO SV1	1
31	56-06486-19	TUBE, 1/2 INCH OD, 90 DEGREE, KING VALVE INLET	1

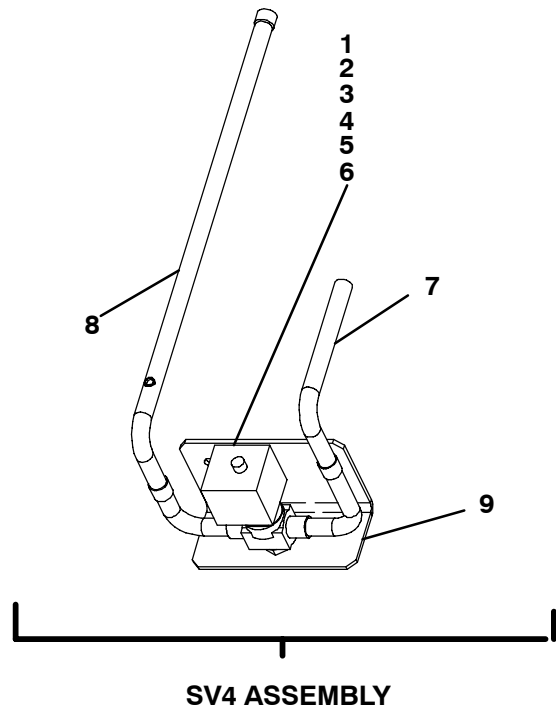
4.2.1 REFRIGERATION - DISCHARGE LINE - PRIOR TO S/N KAK9085085

DISCHARGE TUBE ASSEMBLY



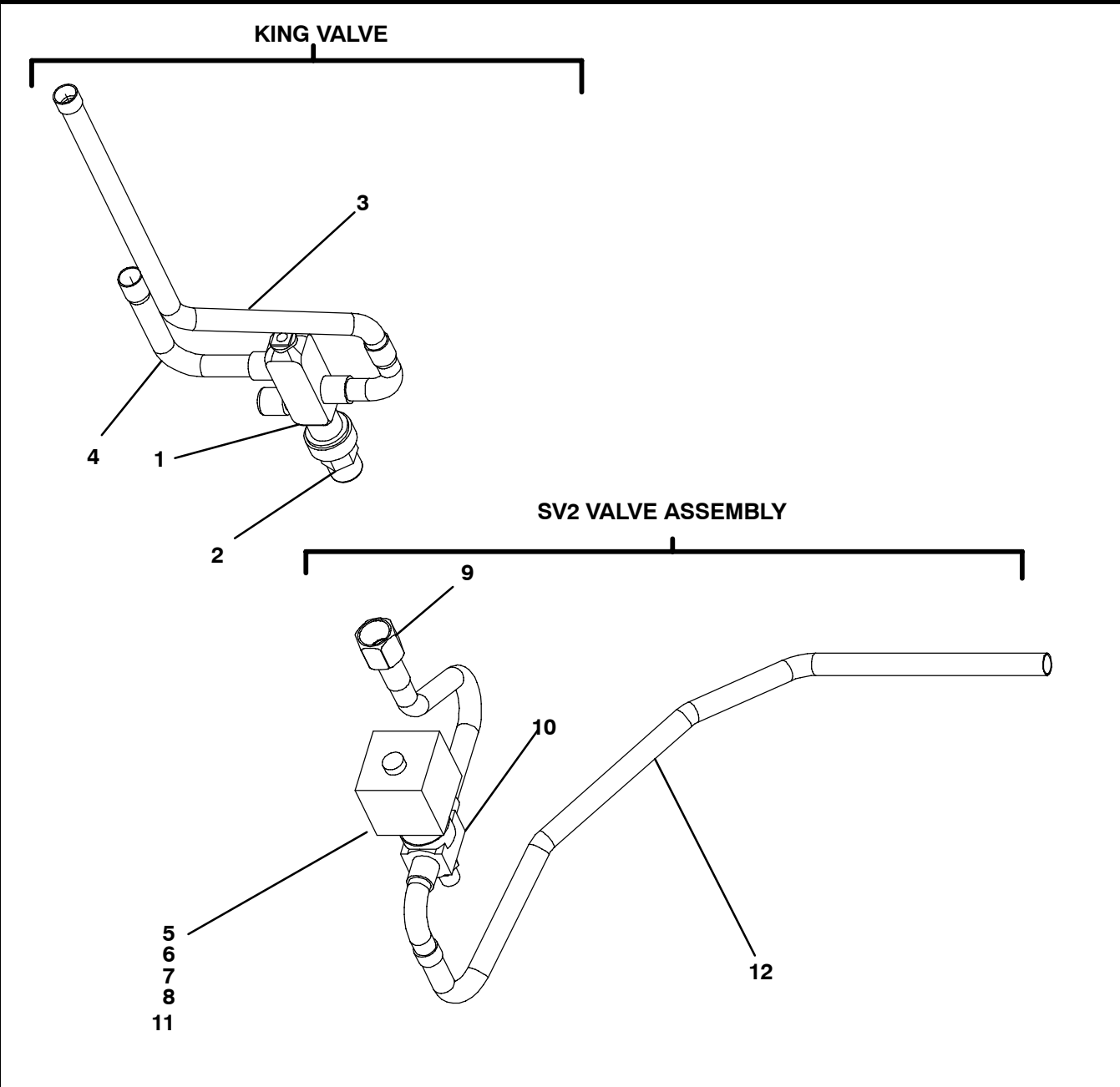
Item	Part Number	Description	Qty
1	14-00281-02	VALVE, DISCHARGE, CHECK, 7/8 OD TUBE – INCLUDES:	1
2	14-50050-01	SPRING AND SEAT/PISTON ASSEMBLY – INCLUDES:	1
3	73-50006-00	SPRING	1
4	16-03301-00	GASKET, COPPER CAP	1
5	14-50051-00	CAP	1
6	56-08087-00	TUBE, 7/8 OD X .045W CU	1
7	40-00169-08	TEE, REDUCING, 7/8 X 7/8 X 1/2	1
8	56-08088-00	TUBE, 7/8 OD X .045W CU	1
9	17-10811-05	GASKET, DISCHARGE SERVICE VALVE (FIBER)	1
10	17-44138-00	GASKET, DISCHARGE SERVICE VALVE (METAL)	1
11	14-00322-00	STRAINER ASSEMBLY, DISCHARGE	1
12	14-00309-01	VALVE, SERVICE, DISCHARGE 7/8 OD TUBE – INCLUDES:	1
13	14-50051-00	CAP	1
14	14-01042-04	BODY, VALVE	1
15	56-08161-00	TUBE, 7/8 OD X .045W CU	1
16	56-08160-00	TUBE, 7/8 OD X .045W CU	1
17	73-00201-00	VIBRASORBER	1
18	40-00072-07	ELBOW, STREET, 7/8 INCH, 90°	1

4.2.2 REFRIGERATION - HOT GAS LINE SV4 - PRIOR TO S/N KAK9085085



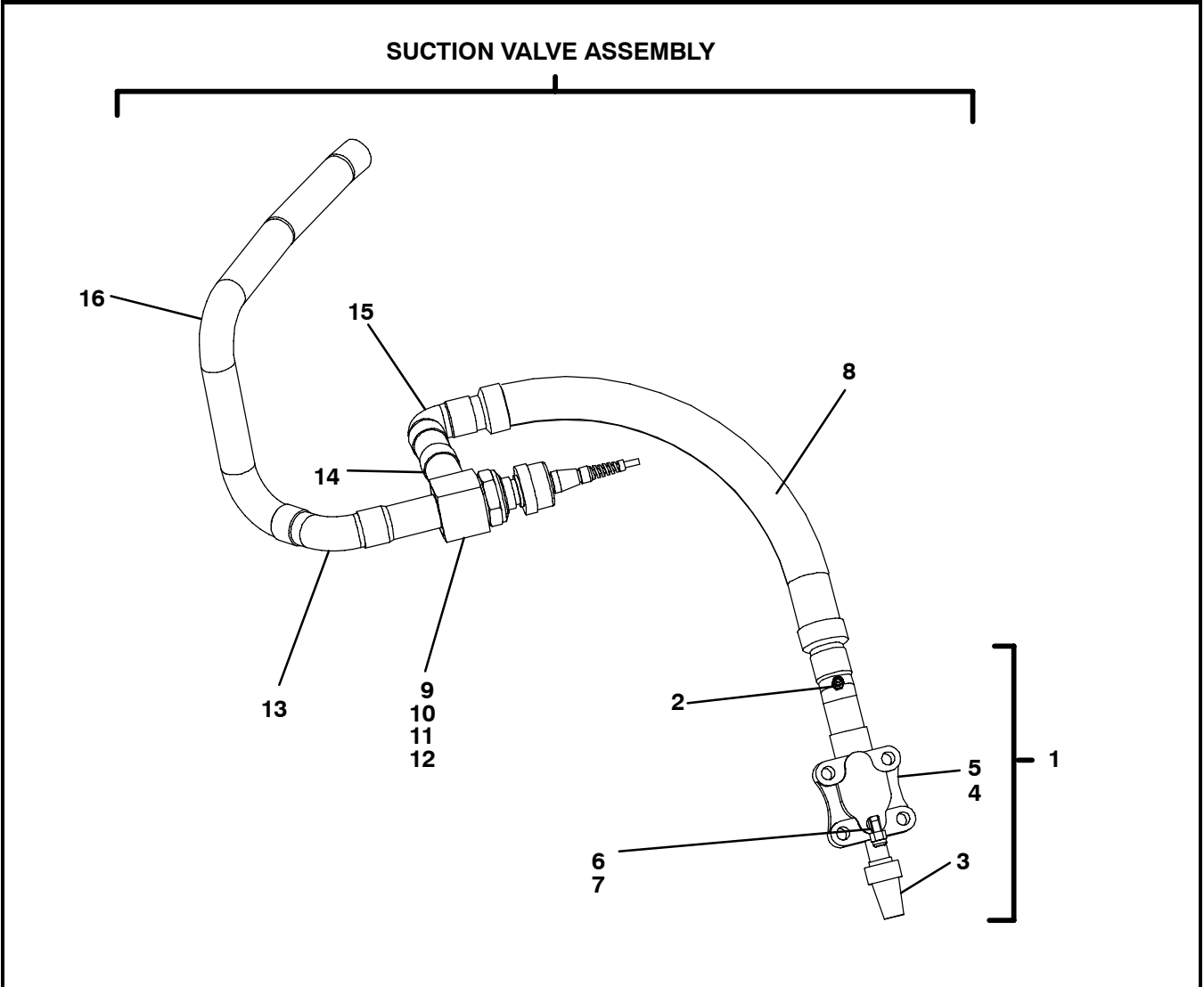
1	14-00348-04SV	VALVE / TUBE ASSEMBLY , WITH COIL, SV4 RETROFIT – INCLUDES:	1
2	14-00350-03SV	VALVE KIT, SOLENOID, RETROFIT, LESS COIL	1
3	22-02579-00	COIL, SV4 SOLENOID VALVE – INCLUDES:	1
4	22-50078-02SV	CONNECTOR, 2 WIRE (MATES WITH 22-50078-01SV)	1
5	14-00150-51	REPAIR KIT, SOLENOID VALVE	1
6	14-50052-01	SEAL KIT, O-RING AND TEFLON, 12 PACK	1
7	56-08060-00	TUBE, 1/2 INCH OD, SV4 INLET	1
8	56-08061-00	TUBE, 1/2 INCH OD, SV4 OUTLET	1
9	68-14256-00	BRACKET SV4 MOUNTING	1

4.2.3 REFRIGERATION - LIQUID LINE - PRIOR TO S/N KAK9085085



Item	Part Number	Description	Qty
1	14-00310-01	VALVE, KING – INCLUDES:	1
2	40-00501-50	CAP	1
3	56-08080-00	TUBE, 1/2 OD , KING VALVE OUTLET	1
4	56-06486-19	TUBE, 1/2 OD , KING VALVE INLET	1
5	14-00343-05SV	VALVE/ TUBE ASSEMBLY, WITH COIL, SV2 RETROFITS – INCLUDES:	1
6	14-000350-03SV	VALVE KIT, SOLENOID, RETROFIT, LESS COIL	1
7	22-02579-00	COIL, SV2 SOLENOID VALVE – INCLUDES:	1
8	22-50078-02SV	CONNECTOR, 2 WIRE (MATES WITH 22-50078-01SV)	1
9	40-60029-02	FITTING, MACHINED, 1/2 INCH FLARE WITH NUT	1
10	14-00150-51	REPAIR KIT, SOLENOID VALVE	1
11	14-50052-01	SEAL KIT, O-RING AND TEFLON, 12 PACK	1
12	56-03757-00	TUBE, 1/2 INCH OD, SV2 OUTLET	1

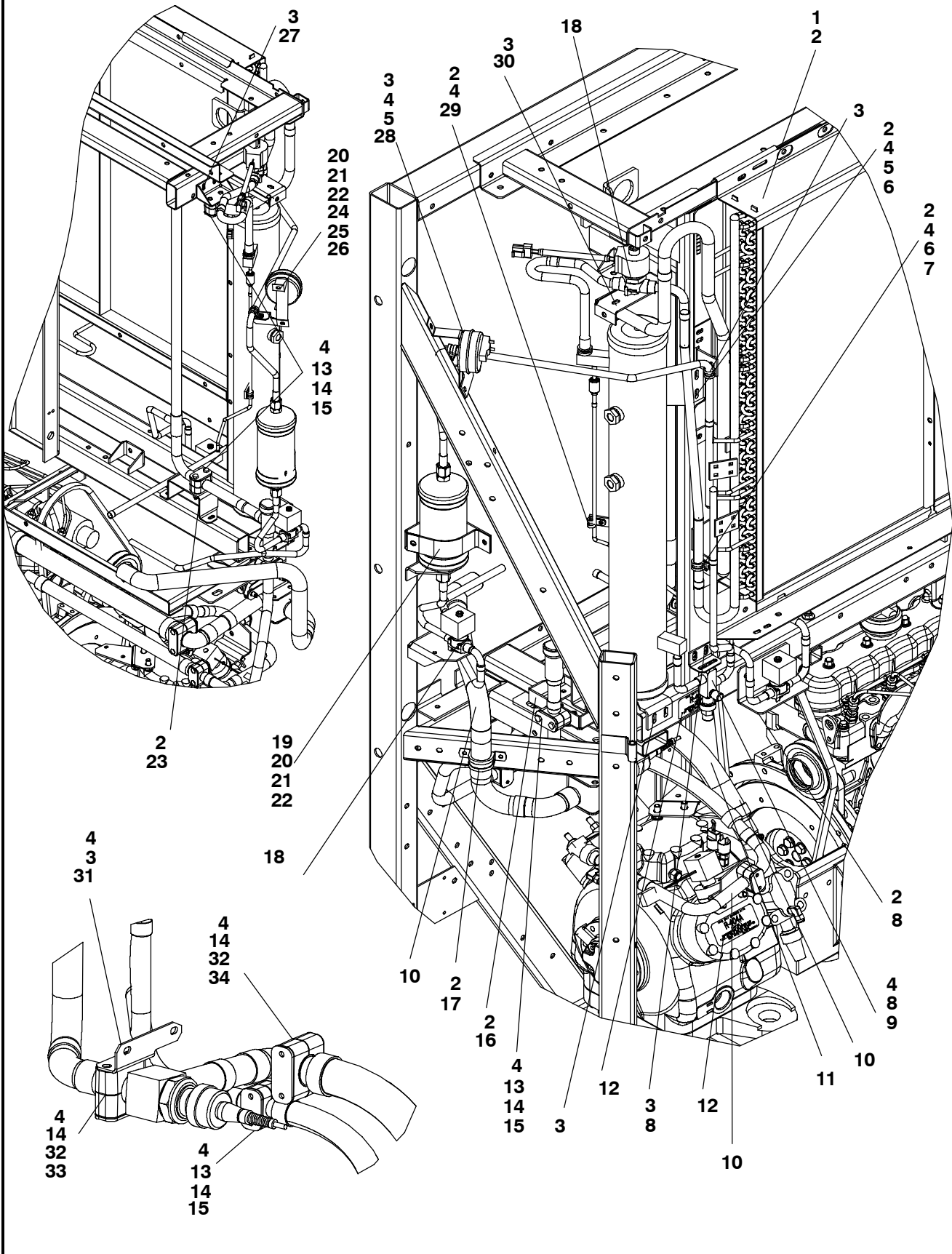
4.2.4 REFRIGERATION - SUCTION LINE - PRIOR TO S/N KAK9085085



Item	Part Number	Description	Qty
1	14-00308-00	VALVE, SERVICE, SUCTION – INCLUDES:	1
2	40-01124-00	VALVE BODY WITH SCHRAEDER	1
3	17-10812-00	CAP	1
4	58-00869-00	FILTER, SUCTION SOCK	4
5	17-44141-00	GASKET, SUCTION SERVICE VALVE (METAL)	1
6	40-00102-04	ELBOW, 90 DEG. STREET, 1/4 MFL X 1/4 MPT	1
7	40-00086-04	CAP, SEAL, 1/4 FEMALE FLARE	1
8	73-00328-10	VIBRASORBER	1
9	14-00263-03	VALVE, SOLENOID, SMV – INCLUDES:	1
10	14-00263-20	PISTON/MOTOR ASSEMBLY	1
11	14-00263-22	CAP	1
12	22-02392-03SV	CONNECTOR, 4-PIN, MALE (MATES WITH 22-01585-04SV)	1
13	56-07605-00	TUBE, 1 3/8 OD, 55° BEND	1
14	56-07257-03	TUBE, 1 3/8 OD, STRAIGHT	1
15	40-00071-11	ELBOW, 90°	1
16	56-08086-00	TUBE, 1 3/8 OD, LSHX TO SMV	1

5 REFRIGERATION - BEGINNING WITH S/N KAK9085085

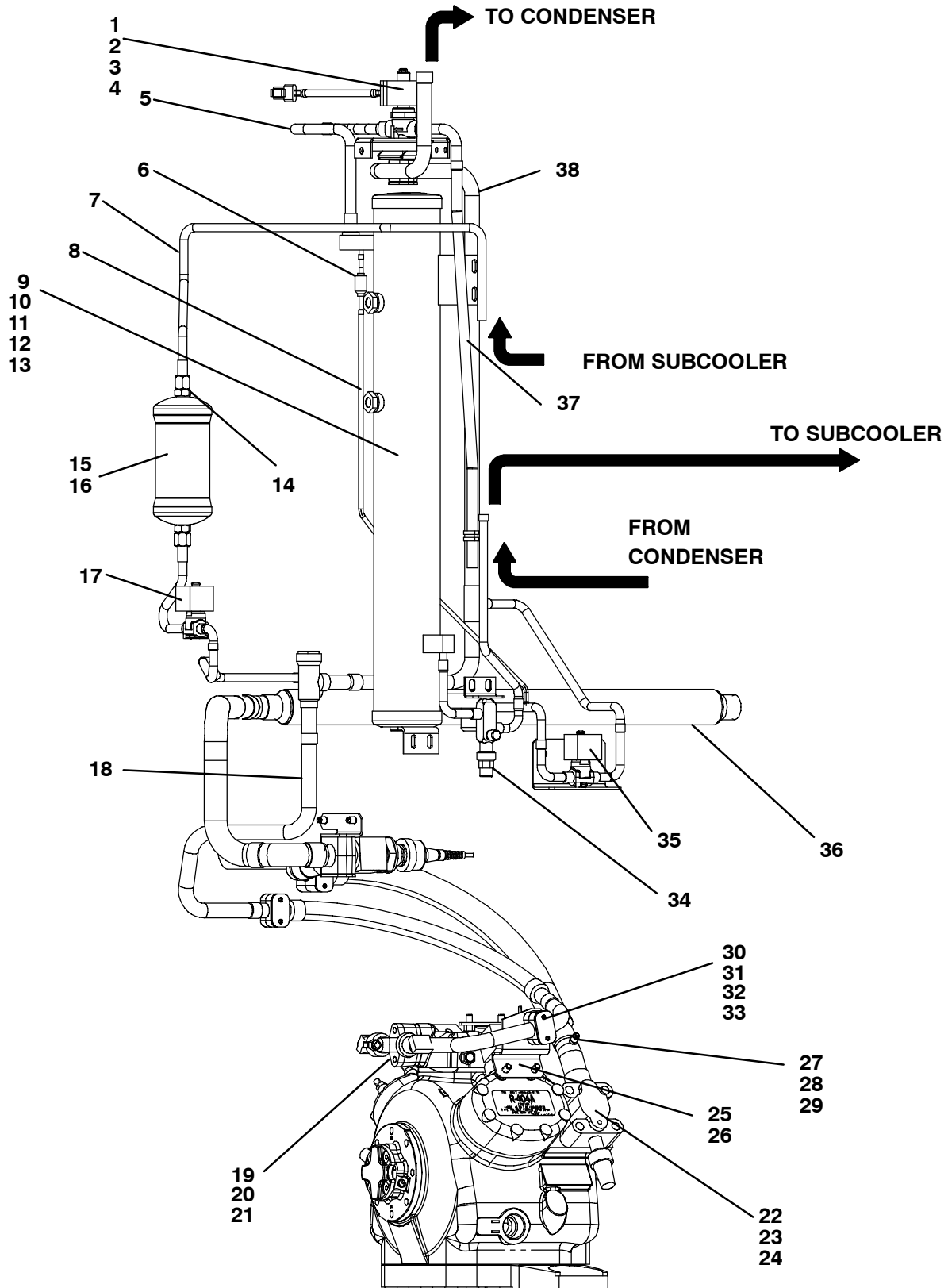
5.1 REFRIGERATION - CONDENSER COIL AND HARDWARE - BEGINNING WITH S/N KAK9085085



5.1 REFRIGERATION – CONDENSER COIL AND HARDWARE - BEGINNING WITH S/N KAK9085085

Item	Part Number	Description	Qty
1	08-00276-00	COIL, CONDENSER / RADIATOR, ULTIMA XTC ONLY (BEGINNING WITH S/N KAK90850855. SEE SECTION 4.1 FOR COILS PRIOR TO THIS S/N)	1
	08-00275-00	COIL, CONDENSER / RADIATOR, ULTRA XTC ONLY (BEGINNING WITH S/N KAK90850855. SEE SECTION 4.1 FOR COILS PRIOR TO THIS S/N)	1
2	34-01294-06	SCREW, CAPT. WASH, 1/4-20 X .75	A/R
3	34-01294-08	SCREW, CAPT. WASH, 1/4-20 X 1.00	A/R
4	34-06051-06	RIVNUT, 1/4-20	A/R
5	34-00373-05	CLAMP, CUSHION, .50 DIAMETER	2
6	68-13651-00	BRACKET, COND TUBE SUPPORT	2
7	34-00373-07	CLAMP, CUSHION, .62 DIAMETER	1
8	68-06986-00	BRACKET, KING VALVE	1
9	34-00918-04	SCREW, HEX WASHERHEAD, 1/4-20 X .50 LONG	1
10	42-00237-52	INSULATION, TUBE, 1-3/8 NOM X 5 FEET LONG	A / R
11	42-00237-54	INSULATION, TUBE, 1-5/8 NOM X 5 FEET LONG	A / R
12	62-03797-11	LABEL, R-404A / COMPRESSOR OIL	2
13	44-00285-60	CLAMP, TUBE, 7/8 OD	3
14	34-00368-11	WASHER, LOCK, 1/4	A/R
15	34-00300-18	SCREW, CAP HXHD, 1/4-20 X 2.25	10
16	86-04565-00	BRACKET ASSEMBLY, DISCHARGE CHECK VALVE INLET	1
17	44-01028-13	CLAMP, TUBE, 1.38 DIAMETER	1
18	34-00996-08	SCREW, HEX WASHERHEAD, 1#8-32 X .50 LONG	4
19	68-11547-00	BRACKET, FILTER-DRIER	1
20	34-00655-06	SCREW, CAP HXHD, 1/4-20 X .75 INCH	4
21	34-00662-11	WASHER, PLAIN, 1/4 INCH	4
22	34-00663-11	WASHER, LOCK, 1/4 INCH SPRING	4
23	86-04257-01	BRACKET ASSEMBLY, DISCHARGE CHECK VALVE OUTLET	1
24	12-00303-00	SWITCH, AIR PRESSURE – INCLUDES:	1
25	68-11849-00	BRACKET, AIR SWITCH	1
26	22-01100-00	TUBING, CLEAR, AIR SWITCH, 25-FOOT ROLL	1
27	86-04595-00	BRACKET ASSEMBLY, UPPER DISCHARGE LINE SUPPORT	1
28	68-07673-00	BRACKET, LIQUID LINE SUPPORT	1
29	44-01134-04	CLAMP, TUBE, .25 ID, CUSHIONED	1
30	86-02803-02	BRACKET, SV1	1
31	68-13157-00	BRACKET, SMV VALVE	1
32	34-00300-24	SCREW, CAP HEX HEAD, 1/4-20 X 3.00 LONG	4
33	44-00285-20	CLAMP, TUBE, 1 3/8 OD, 3 PIECES	1
34	44-00285-22	CLAMP, TUBE, 1 1/2 OD, 3 PIECES	1

5.2 REFRIGERATION - TUBING AND RELATED HARDWARE - BEGINNING WITH S/N KAK9085085

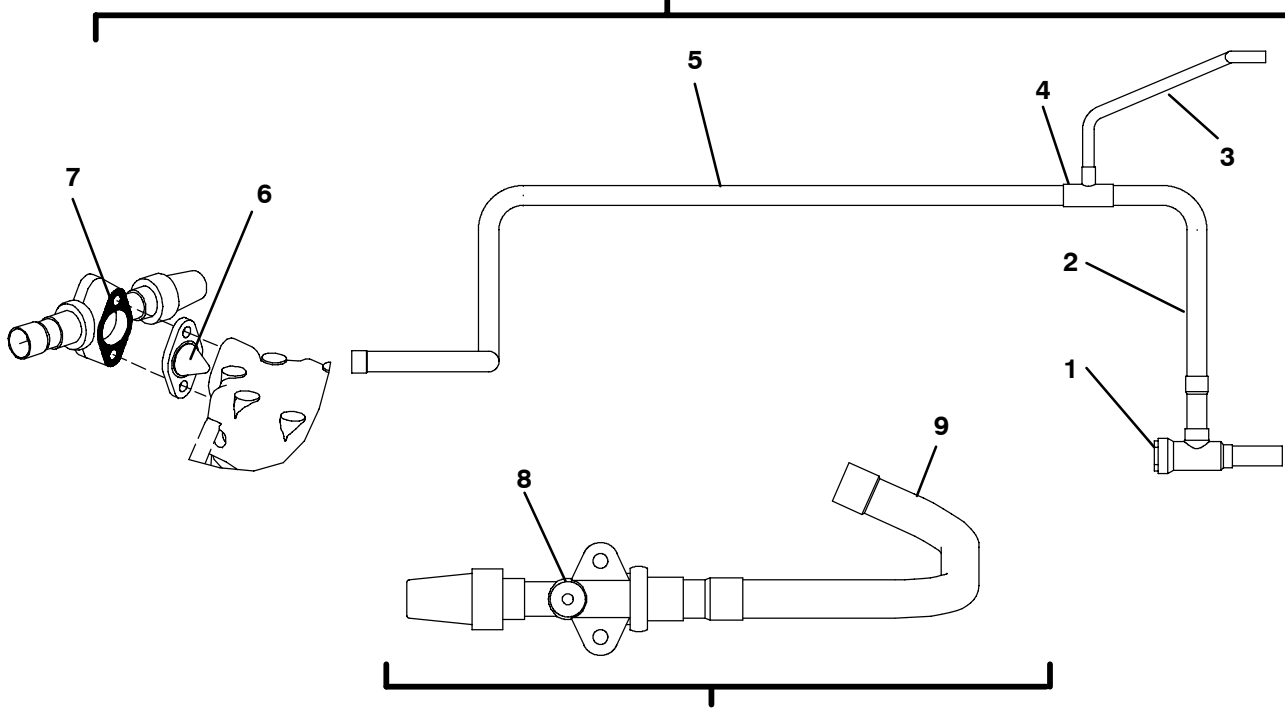


5.2 REFRIGERATION - TUBING AND RELATED HARDWARE - BEGINNING WITH S/N KAK9085085

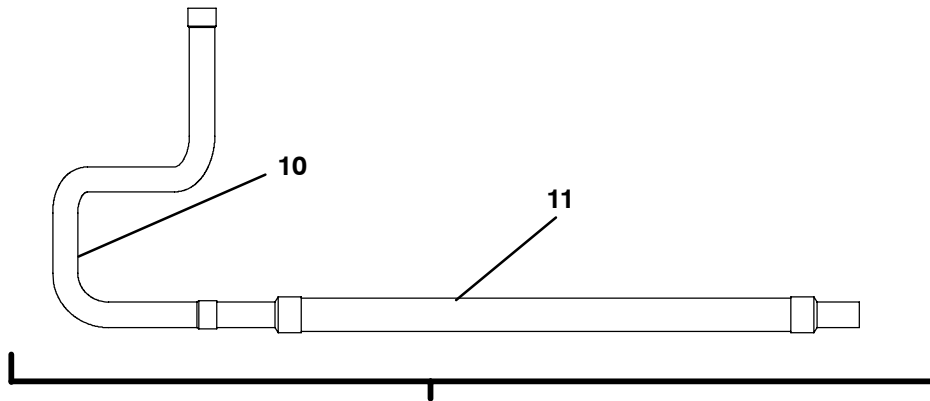
Item	Part Number	Description	Qty
1	14-00324-01	VALVE, SOLENOID, WITH STUB-OUTS, SV1 – INCLUDES:	1
2	14-01114-20	COIL (VDC) WITH CONNECTOR – INCLUDES:	1
3	22-50078-01SV	CONNECTOR, 2-WIRE (MATES WITH 22-50078-02SV)	1
4	14-01114-51	REPAIR KIT, SOLENOID VALVE	1
5	56-06942-05	TUBE, 5/8 INCH OD, SV1 TO RECEIVER INLET	1
6	14-00199-00	VALVE, CHECK, RECEIVER PRESSURIZATION	1
7	56-08089-00	TUBE, 1/2 OD DRIER INLET	1
8	56-08092-00	TUBE, 1/4 OD RECEIVER PRESSURE CHECK VALVE	1
9	65-00182-03	RECEIVER TANK – INCLUDES:	1
10	65-00168-24	SIGHTGLASS WITH O-RING – INCLUDES:	2
11	65-00168-22	O-RING, SIGHTGLASS	1
12	65-01085-21	FUSIBLE PLUG	1
13	65-01085-22	O-RING, FUSIBLE PLUG	1
14	40-60029-02	FITTING, MACHINED 1/2 INCH FLARE, WITH NUT	1
15	14-00209-00	FILTER-DRIER, 1/2 SAE FLARE – INCLUDES:	1
16	14-00209-20	O-RING, DRIER	2
17	–	VALVE/TUBE ASSEMBLY, WITH COIL AND STUB-OUTS, SV2 (REFER TO SECTION 5.2.3)	1
18	-	DISCHARGE TUBE ASSEMBLY (REFER TO SECTION 5.2.1)	1
19	17-40013-00	GASKET, CAP SCREW	2
20	34-00302-18	SCREW, CAP HEX HEAD, 5/16-18 X 2.25 INCH LONG	2
21	-	LOWER DISCHARGE ASSEMBLY (REFER TO SECTION 5.2.1)	1
22	–	VALVE ASSEMBLY, SUCTION SERVICE (REFER TO SECTION 5.2.4)	1
23	34-00308-20	SCREW, CAP HEX HEAD, 1/2-13 X 2.50 LONG	4
24	34-06038-00	WASHER, GASKET, .561 ID X .75 OD	4
25	34-00361-13	NUT, SELF LOCK, 3/8-16	2
26	68-14439-00	BRACKET, DISC LINE / COMP HEAD	1
27	12-00352-03SV	TRANSDUCER SUCTION PRESS – INCLUDES:	1
28	22-04036-00	PATCH CABLE, SUCTION TRANSDUCER – INCLUDES:	1
29	22-50098-60	CONNECTOR, 3-WIRE (MATES WITH 22-50098-59)	1
30	34-01294-06	SCREW, CAPT. WASH, 1/4-20 X .75	2
31	44-00285-60	CLAMP, TUBE, 7/8 OD	1
32	34-00368-11	WASHER, LOCK, 1/4	2
33	34-00300-18	SCREW, CAP HXHD, 1/4-20 X 2.25	2
34	14-00310-01	KING VALVE (REFER TO SECTION 5.2.3)	1
35	14-00348-04	VALVE, SV4 (REFER TO SECTION 5.2.2)	1
36	–	HEAT EXCH. ASSEMBLY (REFER TO SECTION 3.5)	1
37	56-08180-00	TUBE, BENT, 5/8 INCH OD, SV1 INLET	1
38	-	MIDDLE DISCHARGE LINE ASSEMBLY (REFER TO SECTION 5.2.1)	1

5.2.1 REFRIGERATION - DISCHARGE LINE - BEGINNING WITH S/N KAK9085085

DISCHARGE TUBE ASSEMBLY



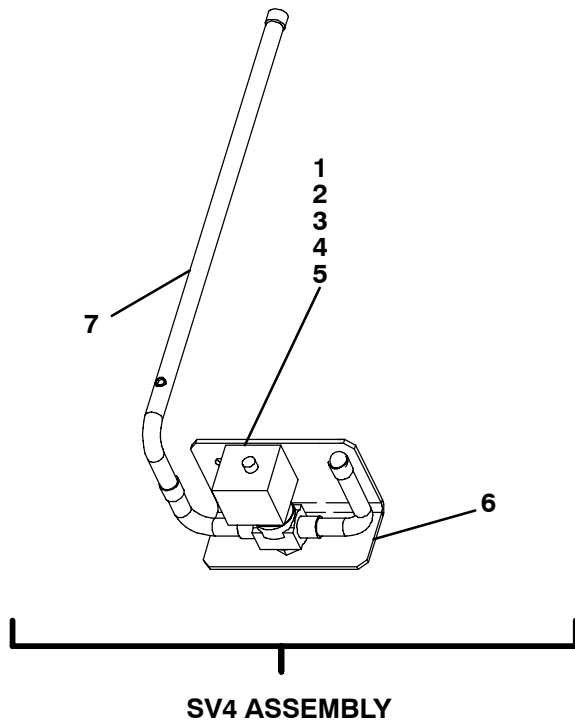
LOWER DISCHARGE ASSEMBLY



MIDDLE DISCHARGE LINE ASSEMBLY

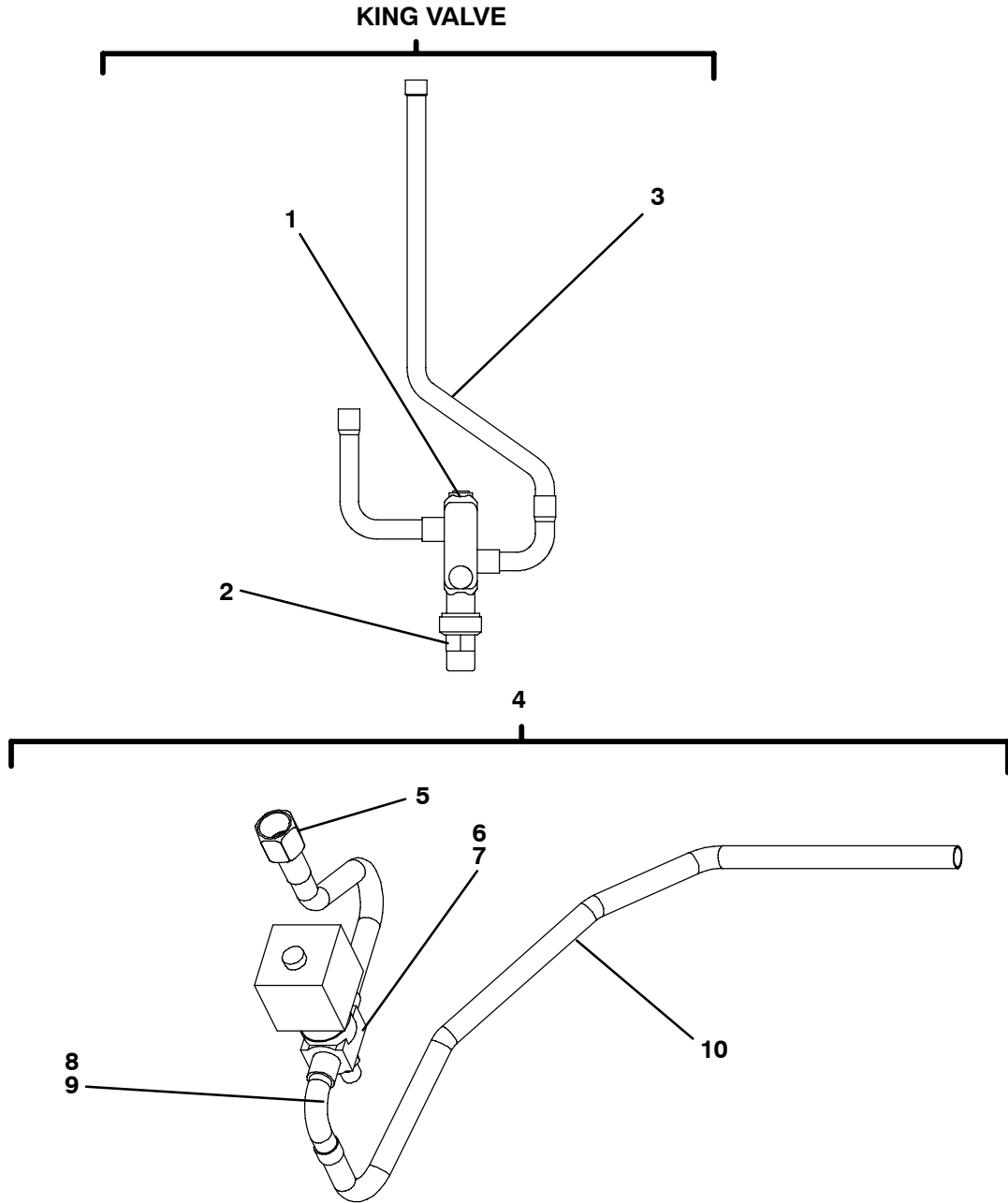
Item	Part Number	Description	Qty
1	14-00331-00	VALVE, CHECK, DISCHARGE, 90°	1
2	56-08087-01	TUBE, BENT, 7/8" OD, DISCHARGE, CHECK VALVE OUTLET	1
3	56-08579-00	TUBE, BENT, 1/2" OD SV 4 INLET	1
4	40-00169-08	TEE, REDUCING, 7/8 X 7/8 X 1/2	1
5	56-08433-00	TUBE, BENT, 7/8" OD, COND. INLET	1
6	14-00322-00	STRAINER ASSEMBLY, DISCHARGE	1
7	17-44138-00	GASKET, DISCHARGE SERVICE VALVE	1
8	14-00309-03	VALVE, SERVICE, DISCHARGE, WITH 7/8" STUB-OUTS	1
9	56-08161-00	TUBE, BENT, 7/8" OD, DISCHARGE SERVICE VALVE TO VIBRASORB-ER	1
10	56-08434-00	TUBE, BENT, 7/8" OD, DISCHARGE VIBRASORBER TO CHECK VALVE	1
11	73-00201-00	VIBRASORBER, DISCHARGE	1

5.2.2 REFRIGERATION - HOT GAS LINE - BEGINNING WITH S/N KAK9085085



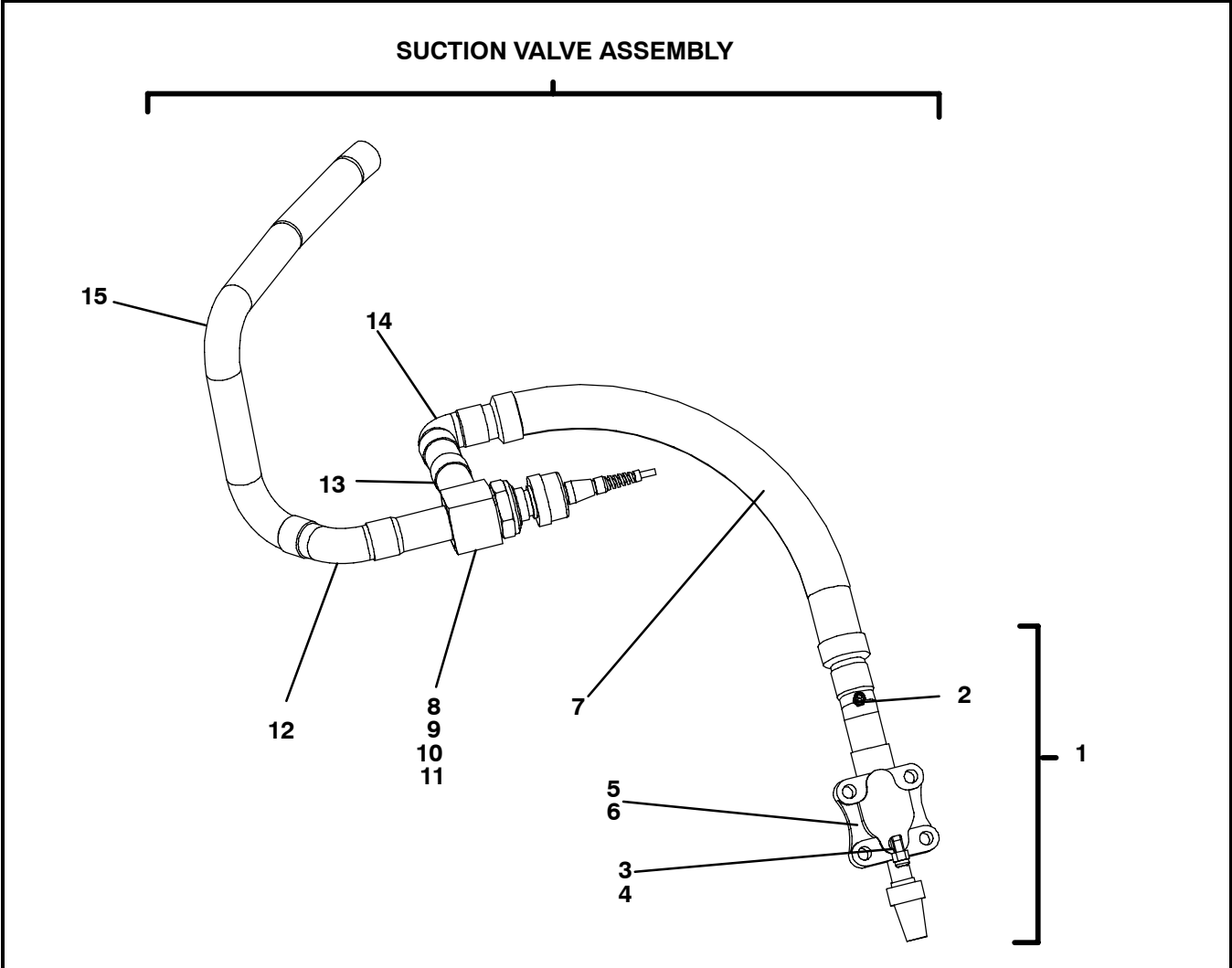
1	14-00348-04SV	VALVE / TUBE ASSEMBLY WITH COIL AND STUBOUTS, SV4 - INCLUDES:	1
2	14-00350-03	VALVE, SOLENOID, LESS COIL	1
3	22-02579-00	COIL, SOLENOID VALVE - INCLUDES:	1
4	22-50078-02SV	CONNECTOR, 2-WIRE (MATES WITH 22-50078-01SV)	1
5	14-00150-51	REPAIR KIT, SOLENOID VALVE	1
6	68-14256-00	BRACKET, SV4 VALVE / TUBE ASSEMBLY, WITH COIL AND STUB-- OUTS, SV4 - INCLUDES:	1
7	56-08061-00	TUBE, BENT, 1/2 INCH OD SV4 OUTLET	1

5.2.3 REFRIGERATION - KING VALVE AND SV2 VALVE - BEGINNING WITH S/N KAK9085085



Item	Part Number	Description	Qty
1	14-00310-01	VALVE, KING, WITH 1/2 INCH STUB-OUTS – INCLUDES:	1
2	40-00501-50	CAP, KING VALVE	1
3	56-08080-00	TUBE, BENT, 1/2 INCH OD KING VALVE OUTLET	1
4	14-00348-05SV	VALVE/TUBE ASSEMBLY WITH COIL AND SUB-OUTS, SV2 – INCLUDES:	1
5	40-60029-02	FITTING, MACHINED 1/2 INCH FLARE, WITH NUT	1
6	22-02579-00	COIL, SOLENOID VALVE – INCLUDES	1
7	22-50078-02SV	CONNECTOR, 2-WIRE (MATES WITH 22-50078-01SV)	1
8	14-00350-03SV	VALVE, SOLENOID, LESS COIL	1
9	14-00150-51	REPAIR KIT, SOLENOID VALVE	1
10	56-03757-00	TUBE, 1/2 OD SV2 TO LSHX	1

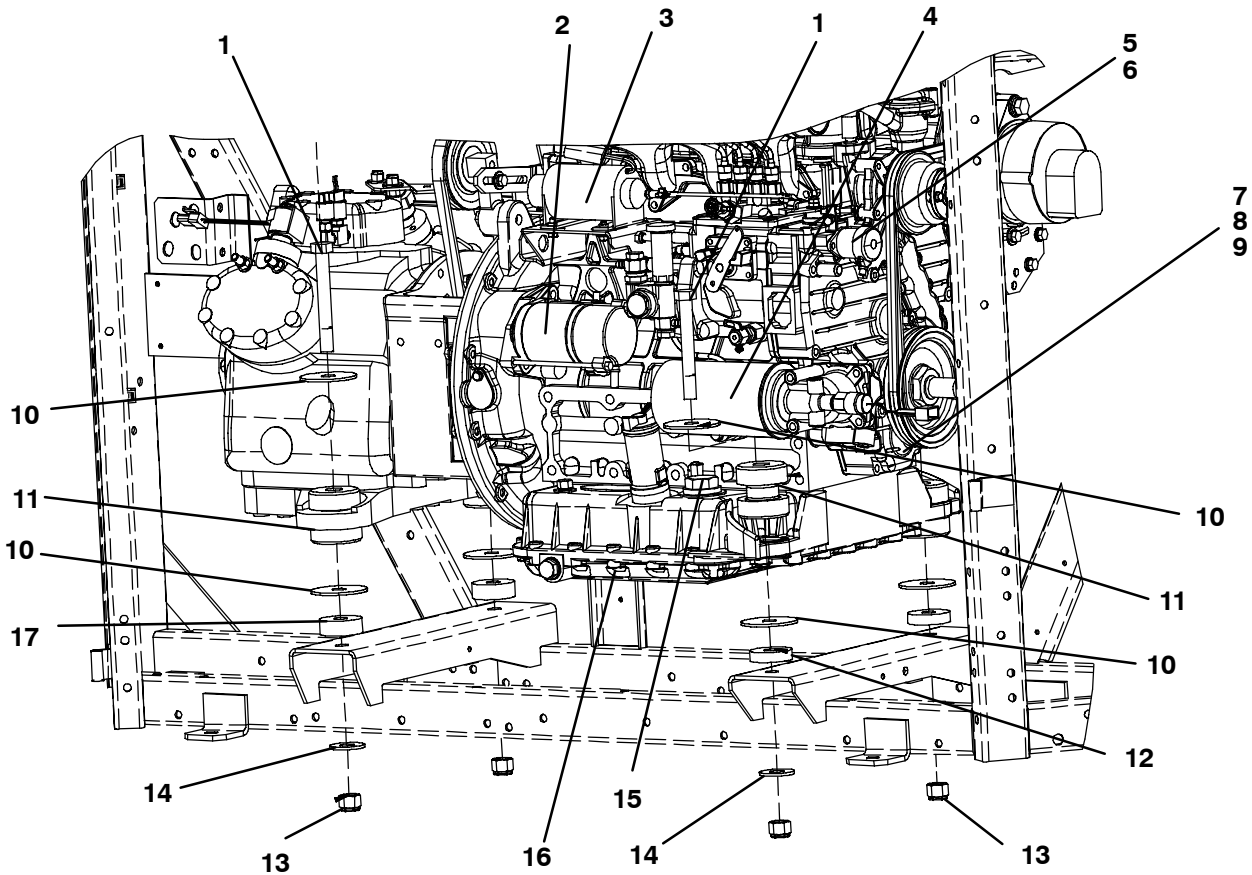
5.2.4 REFRIGERATION - SUCTION LINE - BEGINNING WITH S/N KAK9085085



Item	Part Number	Description	Qty
1	14-00308-00	VALVE, SERVICE, SUCTION WITH 1-3/8 INCH STUB-OUTS – INCLUDES:	1
2	40-01124-00	BODY, SCHRADER VALVE, WITH CORE AND CAP	1
3	40-00102-04	ELBOW, 90° STREET 1/4 MFL X 1/4 MPT	1
4	40-00086-04	CAP, SEAL, 1/4 FEMALE FLARE	1
5	17-44141-00	GASKET, SUCTION SERVICE VALVE	1
6	58-00869-00	BAG, FELT, SUCTION FILTER SOCK	1
7	73-00328-10	VIBRASORBER, SUCTION, WITH COVER	1
8	14-00263-03	VALVE, SOLENOID, SMV – INCLUDES:	1
9	14-00263-20	PISTON / MOTOR ASSEMBLY	1
10	14-00263-22	CAP	1
11	22-02392-03SV	CONNECTOR, 4-PIN, MALE (MATES WITH 22-01585-04SV)	1
12	56-07605-00	TUBE, BENT, 55°, 1-3/8 INCH OD SMV INLET	1
13	56-07257-03	TUBE, 1-3/8 INCH OD, STRAIGHT, SMV OUTLET	1
14	40-00071-11	ELBOW, 90° 1 3/8 INCH X 1 3/8 INCH ODS	1
15	56-08086-00	TUBE, BENT, 1-3/8 INCH OD, LSHX OUTLET TO SMV	1

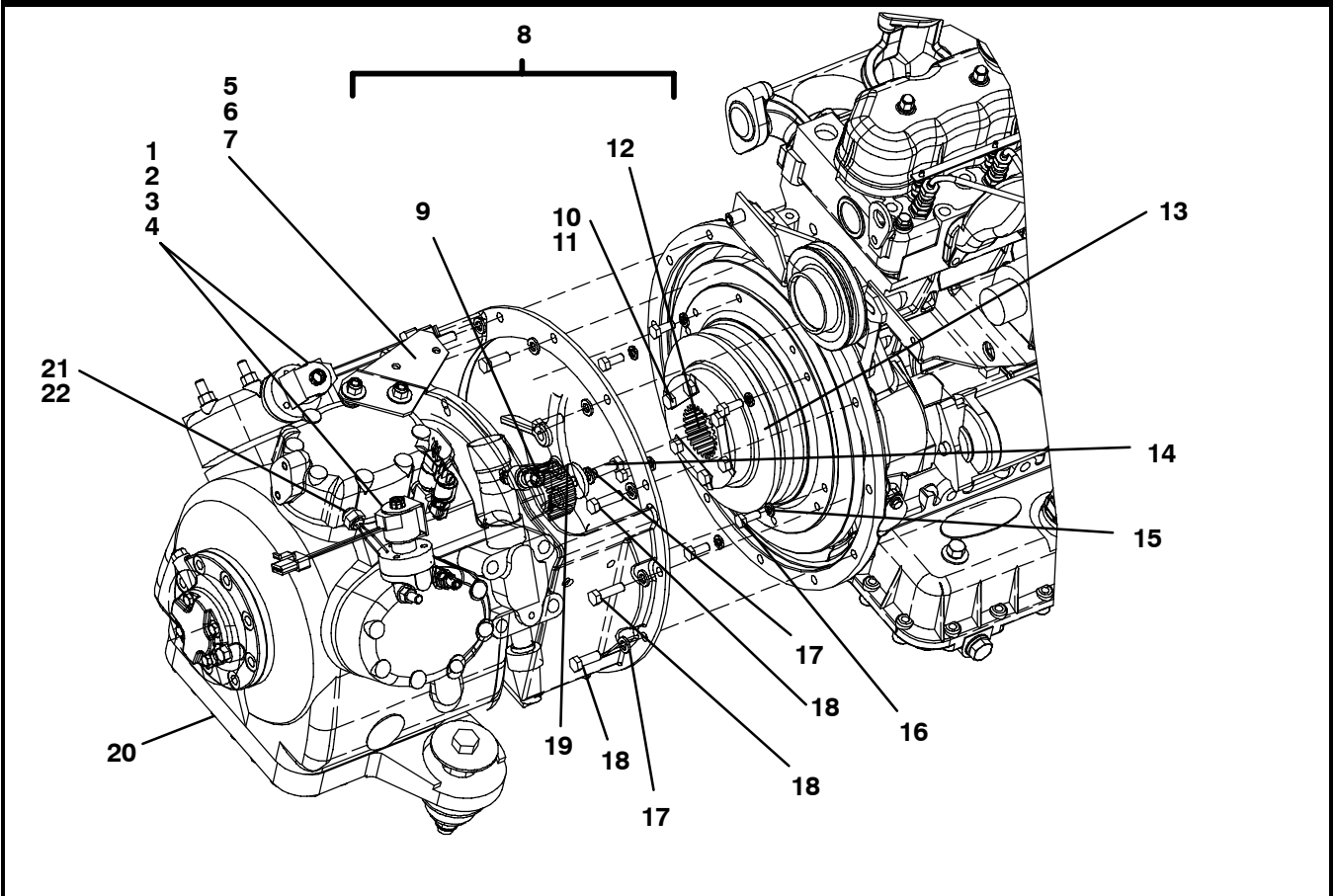
6 UNIDRIVE ASSEMBLY

6.1 UNIDRIVE MOUNTING AND ENGINE



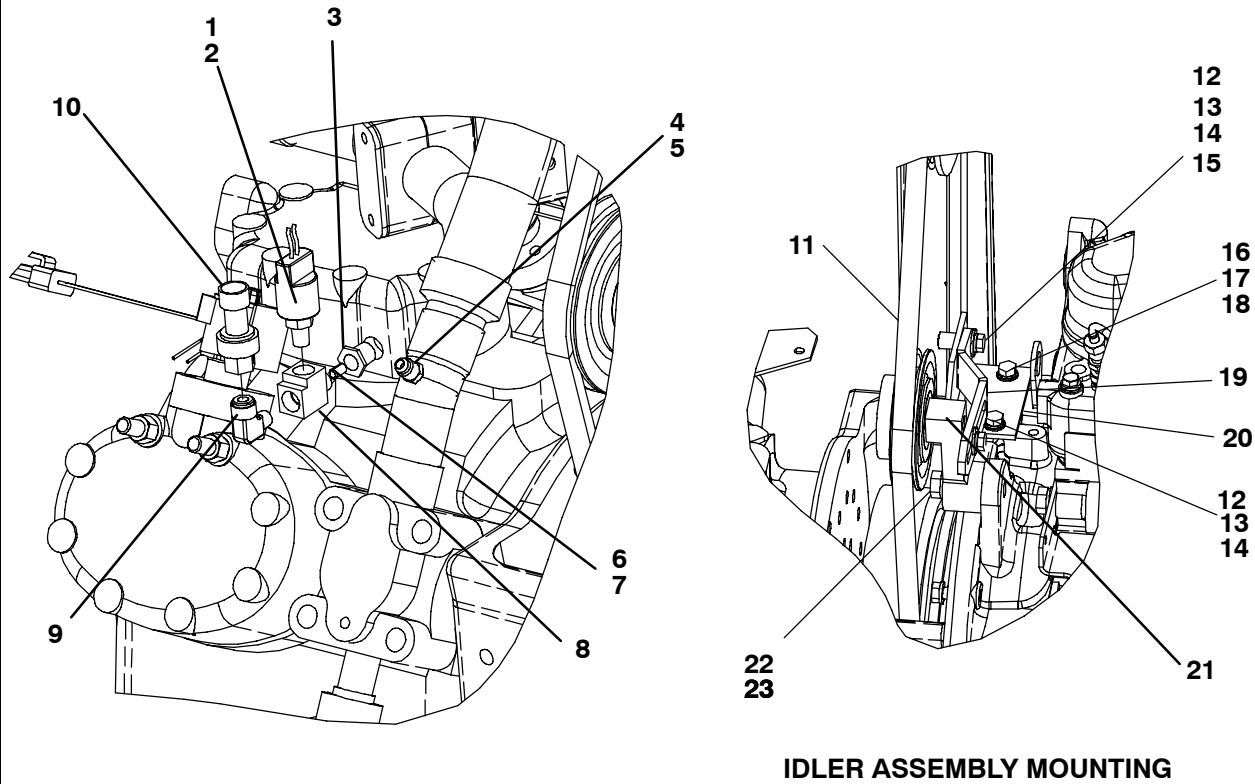
Item	Part Number	Description	Qty
1	34-00676-40	SCREW, CAP HEX HEAD, 5/8-18 X 5.00 LONG - STEEL	4
2	25-39316-00	STARTER, 2.0 KW	1
	25-39135-00RM	STARTER, REMANUFACTURED, 1.4 KW	1
3	10-01178-02	SOLENOID, SPEED (REFER TO SECTION 6.4)	1
4	30-00450-00	FILTER, OIL (PRIMARY)	1
	30-00463-00	FILTER, OIL (PRIMARY), ESI	1
5	25-38109-03SV	SOLENOID, FUEL - INCLUDES:	1
6	25-39171-00	GASKET, SOLENOID	1
7	12-00456-00	SWITCH, OIL PRESSURE (OP) - INCLUDES:	1
8	22-50078-01SV	CONNECTOR, MALE	1
9	22-50078-02SV	MATING CONNECTOR, FEMALE	1
10	34-00890-07	WASHER, FLAT, 0.657 ID X 2.81 OD - STEEL	8
11	73-00160-02	SHOCK MOUNT	4
12	48-00273-02	SPACER, ENGINE	2
13	34-00927-00	NUT, SELF LOCK, 5/8-18 - STEEL	4
14	34-00366-17	WASHER, FLAT, 5/8 - STEEL	4
15	12-00453-01	SENSOR, OIL LEVEL	1
16	26-00119-02SV	ENGINE, KUBOTA, V2203 DI	1
17	48-00273-00	SPACER, COMPRESSOR, 2-1/8 DIAMETER	2

6.2 UNIDRIVE - COMPRESSOR ASSEMBLY



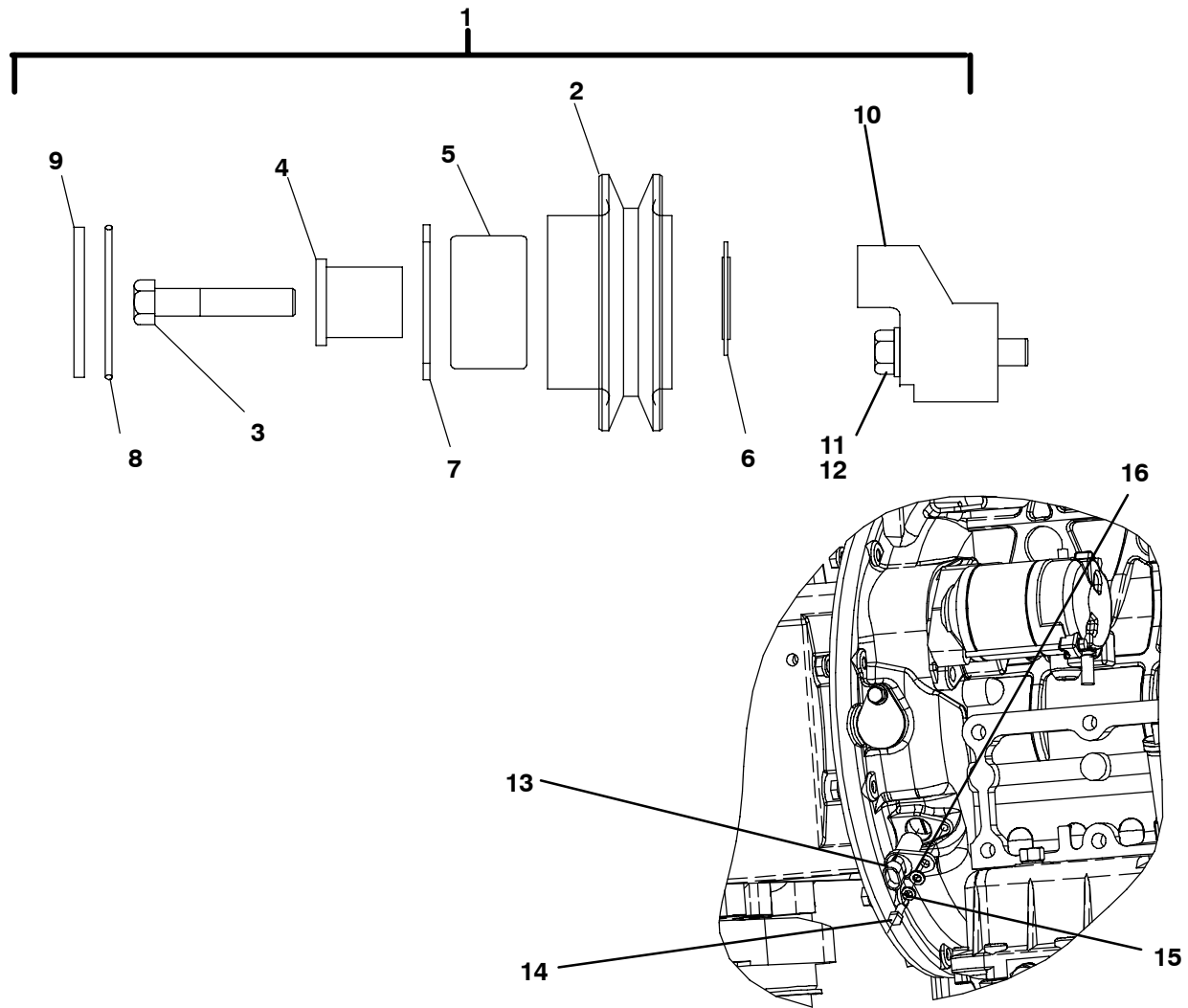
Item	Part Number	Description	Qty
1	22-02804-00	COIL, COMPRESSOR UNLOADER – INCLUDES:	2
2	22-50078-02SV	CONNECTOR, FEMALE, 2-PIN	2
3	17-40418-00	REPAIR KIT, UNLOADER STEM	2
4	34-06026-00	ROLL PIN, .062 DIAMETER X .18 – SST	2
5	68-07821-00	BRACKET, MOUNTING, SUCTION LINE	1
6	34-00361-13	NUT, SELF LOCK, 3/8-16 – STEEL	2
7	34-00366-13	WASHER, FLAT, 3/8 – STEEL	2
8	48-50005-00	DRIVE GEAR KIT, COMPRESSOR – INCLUDES:	1
9	NSS	STEEL COMPRESSOR GEAR	1
10	68-12650-00	LOCKING BARS	3
11	34-00304-14	BOLT, 3/8-16 X 1 3/4, GRADE 5	6
12	NSS	NYLON DRIVE GEAR	1
13	48-00327-01	SHEAVE	1
14	34-00559-08	SCREW, CAP HEX HEAD, 3/8-24 X 1.00 LONG – STEEL	1
15	34-00945-08	WASHER, LOCK, M8 – STEEL	8
16	34-01241-20	SCREW, CAP HEX HEAD, M8 X 20MM – STEEL	6
17	34-00368-13	WASHER, LOCK, 3/8 – STEEL	1
18	34-00304-08	SCREW, CAP HEX HEAD, 3/8-16 X 1.00 LONG – STEEL	12
19	34-00616-00	WASHER, FLAT, .406 ID X 1.50 OD – STEEL	1
20	18-00059-127RM	COMPRESSOR, 41 CFM, 05G R404A	1
21	12-00284-00	THERMISTOR, COMPRESSOR TEMPERATURE (CDT) – INCLUDES:	1
22	22-01585-00	CONNECTOR, FEMALE	6

6.3 UNIDRIVE - HIGH PRESSURE SWITCH, IDLER AND V-BELT MOUNTING



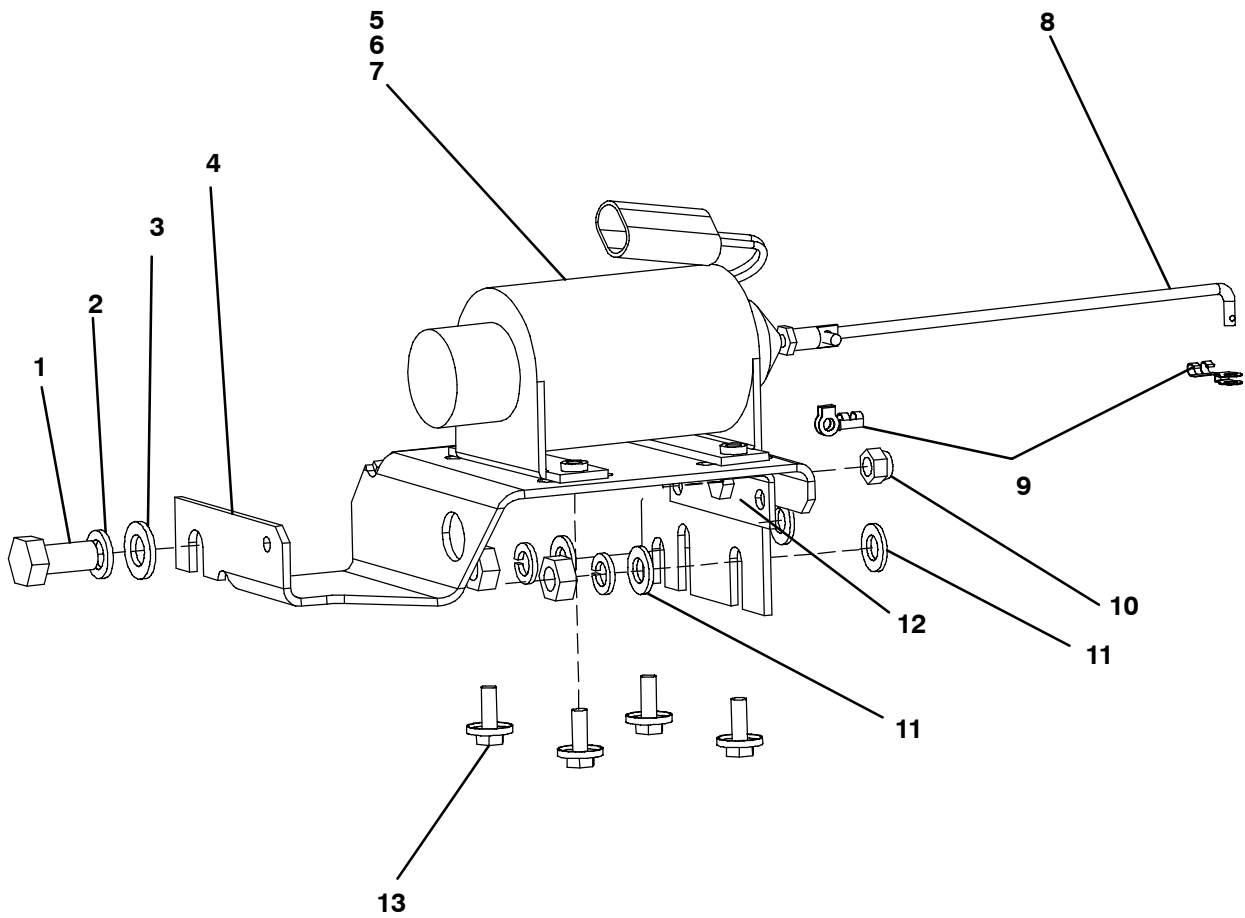
Item	Part Number	Description	Qty
1	12-00309-04	SWITCH, PRESSURE, 465/350 PSIG (HP1) – INCLUDES:	1
2	22-02392-00SV	CONNECTOR, MALE	1
3	40-00121-01	BUSHING, 1/4 NPT X 1/8 NPT - BRASS	1
4	12-00352-03	TRANSDUCER, SUCTION	1
5	22-50223-00	TRANSDUCER REPLACEMENT PLUG HARNESS	1
6	79-00965-00	SNUBBER ASSEMBLY – INCLUDES:	1
7	48-00181-00	PLUG, ORIFICE	1
8	40-00243-00	TEE	1
9	40-00593-00	ELBOW, 90°, STREET, 1/4 FLARE X 1/8 NPT - BRASS	1
10	12-00352-04	TRANSDUCER, DISCH, PRESSURE, HP2 (MATES W/22-02448-00SV)	1
11	50-00178-19	V-BELT, LOWER DRIVE	1
12	34-00302-10	SCREW, CAP HEX HEAD, 5/16-18 X 1.25 LONG - STEEL	2
13	34-00366-12	WASHER, FLAT, 5/16 - STEEL	2
14	34-00368-12	WASHER, LOCK, 5/16 - STEEL	2
15	34-06051-11	RIVNUT, 5/16-18 - STEEL	1
16	25-35384-00	SCREW, CAP HEX HEAD, M8 X 20MM - STEEL	2
17	34-00945-08	WASHER, LOCK, M8 - STEEL	8
18	34-00944-08	WASHER, FLAT, M8 - STEEL	2
19	68-07438-03	STRAP, MOUNTING	1
20	68-11608-00	ANGLE	1
21	50-01152-00	IDLER ASSEMBLY (REFER TO SECTION 6.3.1)	1
22	34-00309-14	SCREW, CAP HEX HEAD, 1/2-20 X .75 LONG - STEEL	1
23	34-00368-15	WASHER, LOCK, 1/2 - STEEL	1

6.3.1 UNIDRIVE - IDLER ASSEMBLY AND RPM SENSOR



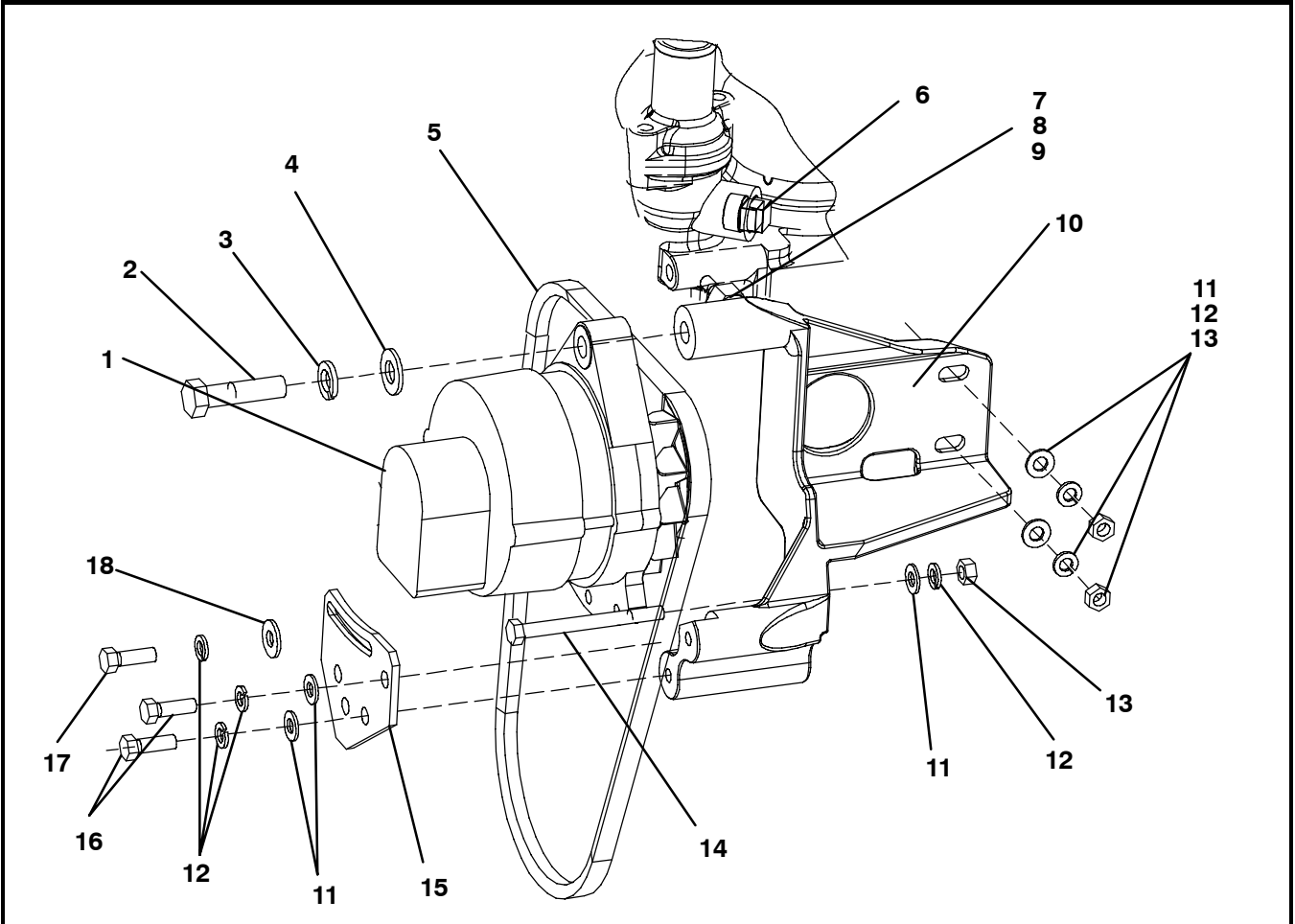
Item	Part Number	Description	Qty
1	50-01152-00	IDLER ASSEMBLY INCLUDES:	1
2	50-01152-22SV	PULLEY ASSEMBLY, 4.50 IN. DIAMETER – INCLUDES:	1
3	48-00058-02	BOLT, SHOULDER	1
4	50-01152-26	BUSHING, BEARING	1
5	50-01152-25SV	BEARING, IDLER PULLEY – INCLUDES:	1
6	NSS	SHIELD, BEARING	1
7	NSS	RING, SNAP	1
8	NSS	O-RING	1
9	NSS	COVER, DUST	1
10	48-00267-00	BRACKET, IDLER	1
11	34-00309-14	SCREW, CAP HEXHD, 1/2-20 X .75L	1
12	34-00368-15	WASHER, LOCK, 1/2 INCH ID	1
13	12-00448-01	SENSOR, RPM (MATES WITH 22-50078-100 CONNECTOR)	1
14	34-01152-16	SCREW, CAP HEXHD, M6 X 16MM	1
15	34-00945-06	WASHER, LOCK, M6	1
16	34-00944-06	WASHER, FLAT, M6	1

6.4 UNIDRIVE - SPEED SOLENOID



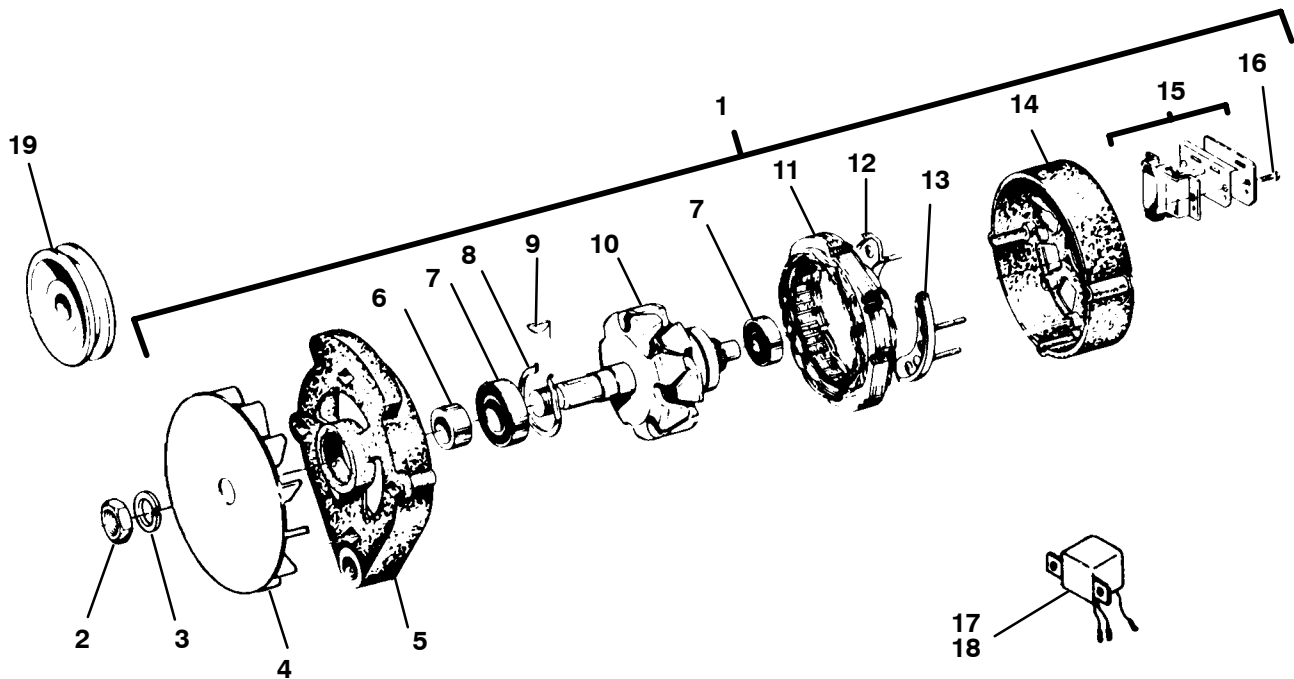
Item	Part Number	Description	Qty
1	34-00962-25	SCREW, CAP HEX HEAD, M12 X 25 MM LONG - STEEL	1
2	34-00368-15	WASHER, LOCK, M12 - STEEL	1
3	34-00944-12	WASHER, FLAT, M12 - STEEL	1
4	86-02932-00	BRACKET ASSEMBLY, RUN SOLENOID	1
5	10-01178-04SV	SOLENOID, SPEED - INCLUDES:	1
6	10-01178-20	CLEVIS/PLUNGER KIT	1
7	10-01178-21	BOOT KIT	1
8	73-00324-02SV	ROD, LINKAGE - INCLUDES:	1
9	44-01049-01	CLIP, RETAINING	2
10	34-00361-12	NUT, SELF LOCK, 5/16-18	1
11	34-00944-10	WASHER, FLAT, M10 - STEEL	4
12	86-03027-00	BRACKET ASSEMBLY, SPEED ADJUSTMENT	1
13	34-00918-06	SCREW, HEX WASHER HEAD, 1/4-20 X .75 LONG - STEEL	4

6.5 UNIDRIVE - ALTERNATOR AND WATER TEMPERATURE SENSOR



Item	Part Number	Description	Qty
1	30-00409-10	ALTERNATOR (REFER TO SECTION 6.5.1)	1
2	34-00678-16	SCREW, CAP HEX HEAD, 1/2-13 X 2.00 LONG - STEEL	1
3	34-00368-15	WASHER, LOCK, 1/2 - STEEL	1
4	34-00588-15	WASHER, FLAT, 1/2 - STEEL	1
5	50-00162-22	V BELT, ALTERNATOR/WATER PUMP	1
6	40-00435-04	PLUG, SQUARE HEAD, 1/2 INCH NPT - STEEL	1
7	12-00312-04	SENSOR, WATER TEMP (LOCATED ON FRONT OF ENGINE NEAR #4 INJECTOR) - INCLUDES:	1
	12-00312-02	THERMISTOR, ENG. TEMP (WTS) (BACK OF ENGINE) - INCLUDES:	1
8	22-50078-02SV	CONNECTOR, 2 WIRE (MATES WITH 22-50078-01SV)	1
9	42-01133-01	SEAL, BONDED (REQUIRED WITH FRONT MOUNTED WTS)	1
10	48-00373-00	BRACKET, ALTERNATOR	1
11	34-00588-12	WASHER, FLAT, 5/16 - STEEL	6
12	34-00368-12	WASHER, LOCK, 5/16 - STEEL	6
13	34-00946-08	NUT, HEX, M8 X 1.25 - STEEL	3
14	34-00876-90	SCREW, HEX HEAD, M8 X 90MM LONG - STEEL	1
15	68-14422-00	PLATE, ALTERNATOR BRACKET	1
16	34-00615-10	SCREW, CAP HEX HEAD, 5/16-18 X 1.25 LONG - STEEL	2
17	34-00615-08	SCREW, CAP HEX HEAD, 5/16-18 X 1.00 LONG - STEEL	1
18	34-01279-12	WASHER, FLAT, 5/16 - STEEL	1

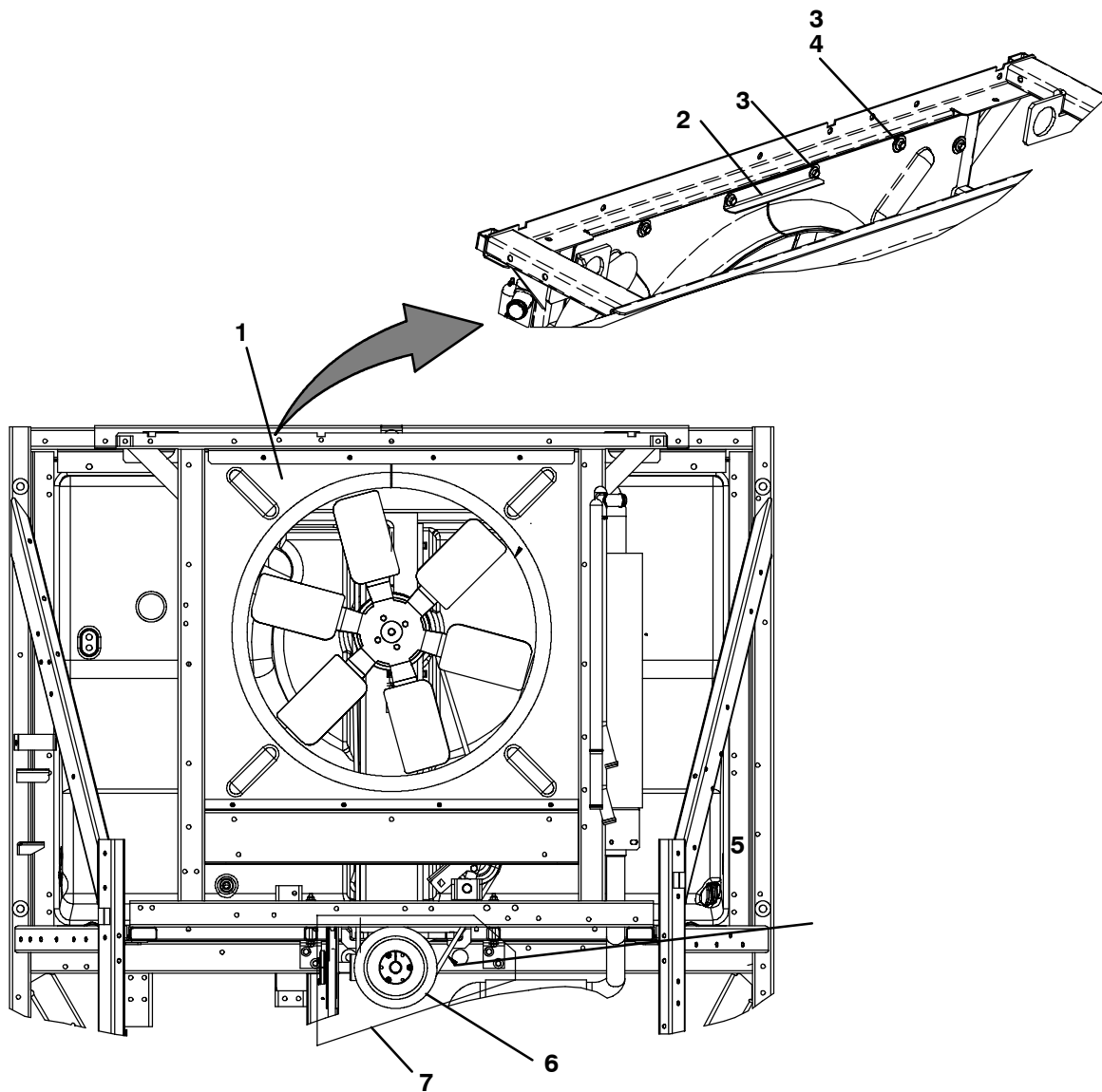
6.5.1 ALTERNATOR



Item	Part Number	Description	Qty
1	30-00409-65	ALTERNATOR ASSEMBLY (65 AMP WITHOUT PULLEY) – INCLUDES:	1
2	30-00171-13	NUT, PULLEY	1
3	30-00171-29	WASHER, SPRING LOCK (5/8)	1
4	30-00409-57	FAN, CCW ROTATION	1
5	30-00409-50	FRONT FRAME	1
6	30-00409-53	SPACER, FAN	1
7	30-00409-51	BEARING, FRONT AND REAR	2
8	30-00409-52	RETAINER CLIP	1
9	30-00171-31	KEY, WOODRUFF	1
10	30-00409-41	ROTOR	1
11	30-00409-42	STATOR	1
12	30-00409-56	RECTIFIER, NEGATIVE	1
13	30-00409-55	RECTIFIER, POSITIVE	1
14	30-00409-54	END FRAME	2
15	30-00409-30	BRUSHES	1
16	30-00409-32	SCREW, THROUGH BOLT	1
17	30-00409-44	REGULATOR	1
18	66U1-2233-33	GASKET, REGULATOR	1
19	50-01127-01	PULLEY, 2.62 INCH DIAMETER	1

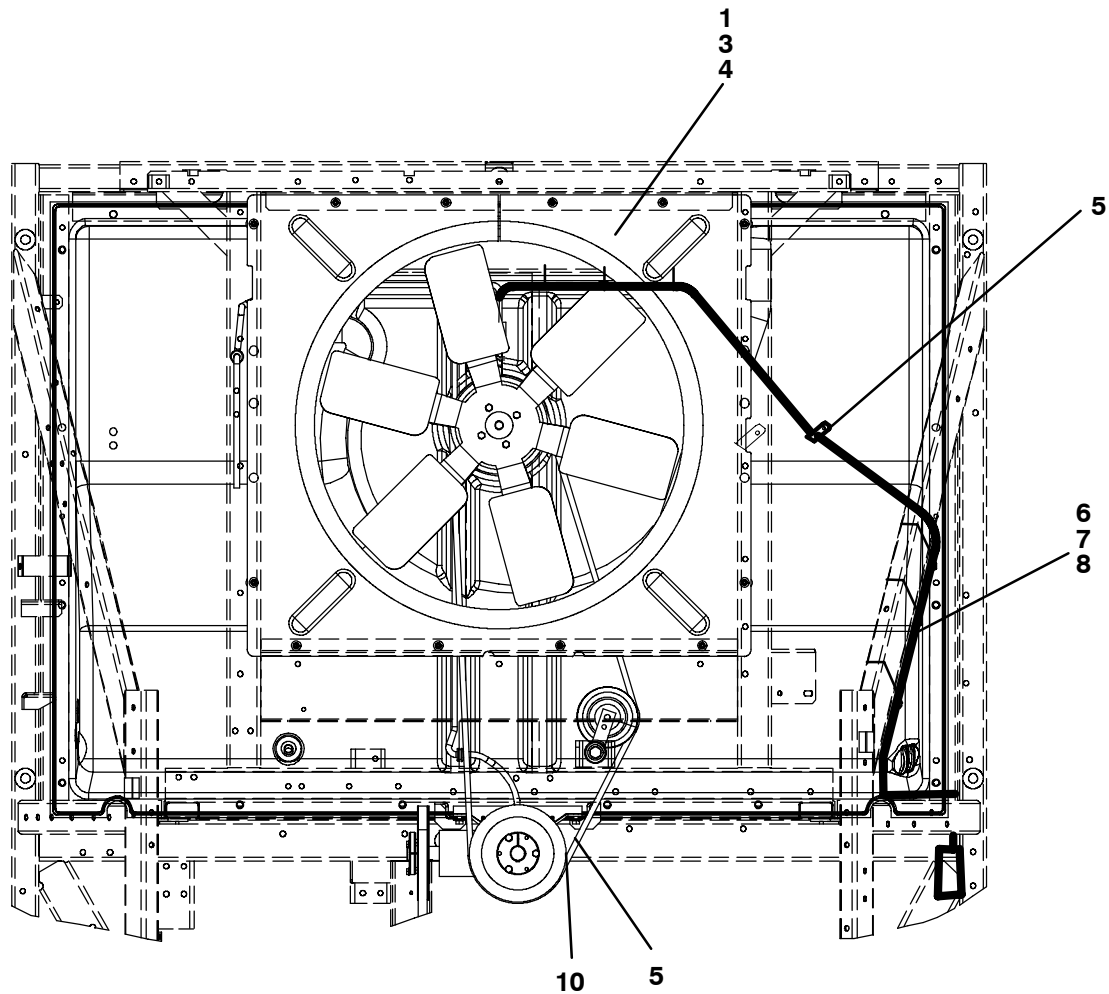
7 POWER TRAIN

7.1 UPPER POWER TRAIN - FRONT VIEW



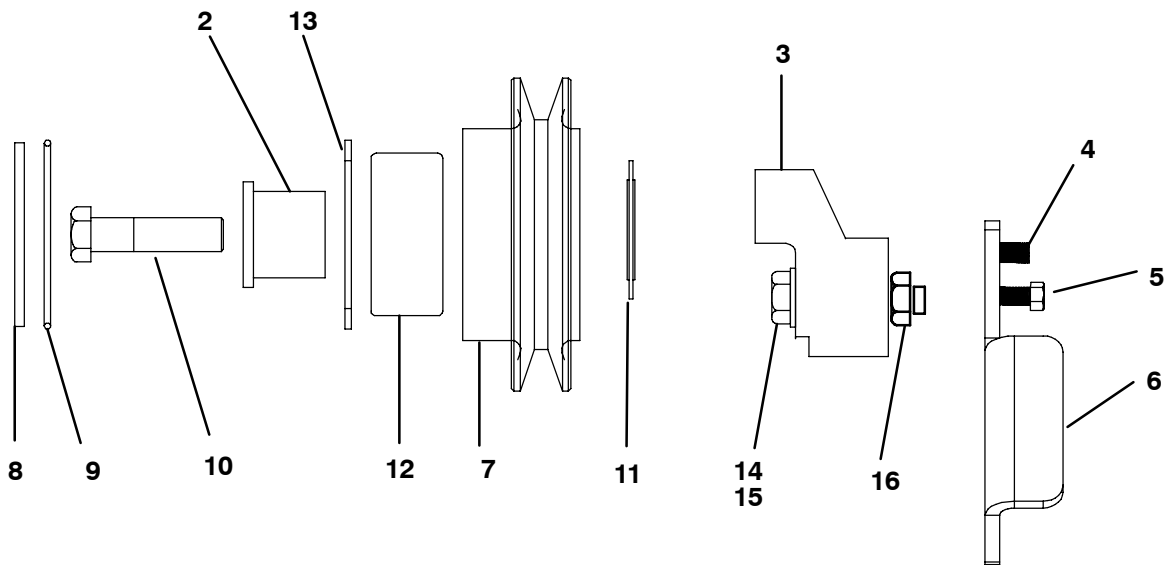
Item	Part Number	Description	Qty
1	58-04472-00SV	SHROUD, CONDENSER – INCLUDES:	1
2	68-15092-00	ANGLE, COND. SHROUD	1
3	34-01294-08	SCREW, HEX WASHERHEAD, 1/4-20 X 1.00 LONG - STEEL	16
4	34-00699-03	WASHER, FLAT, 1/4 ID X 1.12 OD - STEEL	14
5	50-00178-26	V-BELT, COND FAN, BX SECTION, ULTIMA XTC ONLY	1
	50-00178-24	V-BELT, COND FAN, BX SECTION, ULTRA XTC ONLY	1
6	50-01152-02	IDLER ASSEMBLY, COND FAN BELT - SEE SECTION 7.2.1	1
7	68-14195-00	PLATE, DECAL MOUNTING (BELT GUARD)	1

7.2 UPPER POWER TRAIN - FRONT VIEW




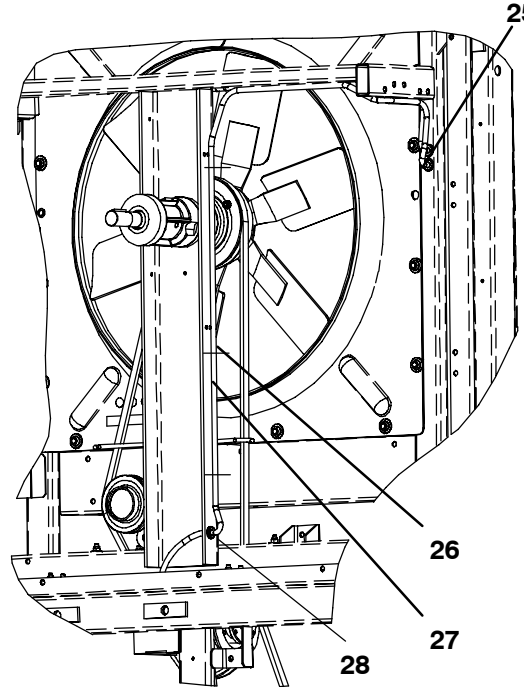
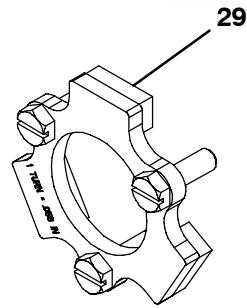
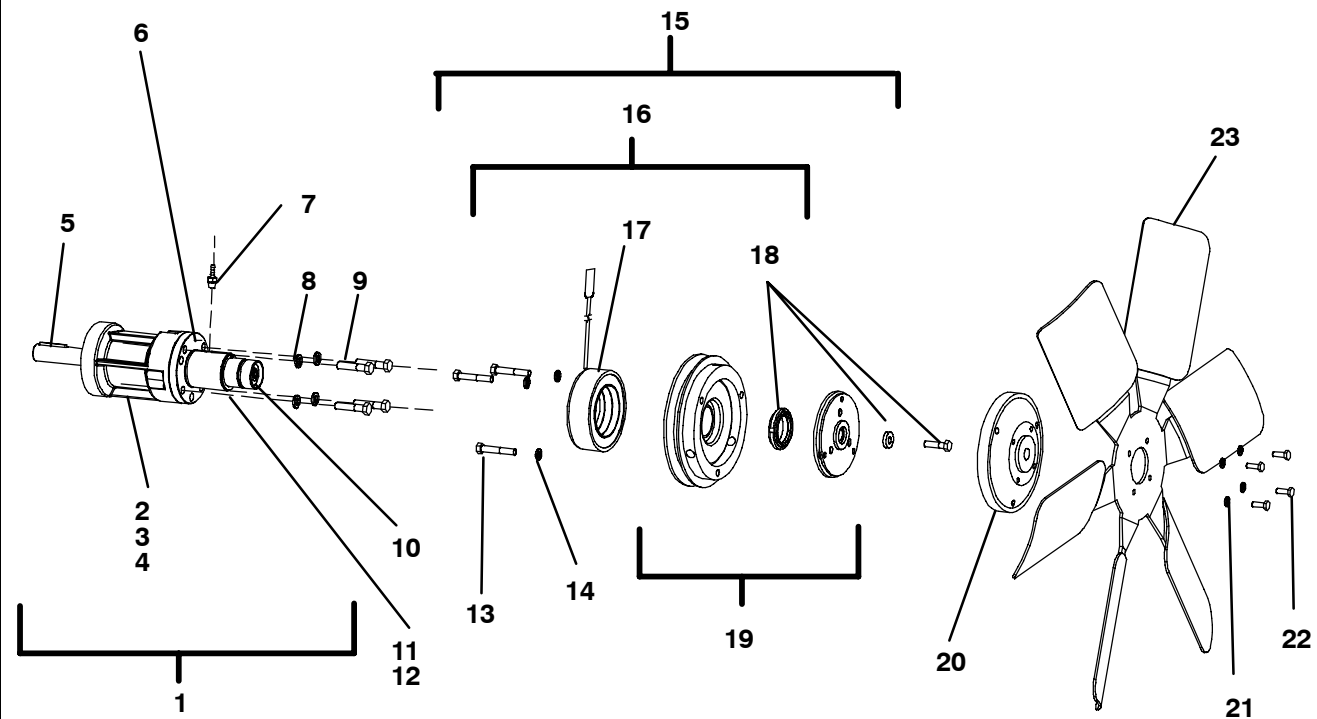
Item	Part Number	Description	Qty
1	58-04472-00SV	SHROUD, CONDENSER – INCLUDES:	1
2	68-15092-00	BRACKET, CONDENSER SHROUD	1
3	34-00918-08	SCREW, HEX WASHERHEAD, 1/4-20 X 1.00 LONG - STEEL	16
4	34-00699-03	WASHER, FLAT, 1/4 ID X 1.12 OD - STEEL	16
5	34-00928-13	RIVET, BLIND, .187 DIAMETER, .126-.250 GRIP RANGE	1
6	22-01792-00	HARNESS, CLUTCH WIRING – INCLUDES:	1
7	22-50078-02SV	CONNECTOR, FEMALE (TO CLUTCH)	1
8	22-50078-01SV	MATING CONNECTOR, MALE (TO ENGINE)	1
9	50-00178-26	V BELT, UPPER DRIVE, ULTIMA XTC ONLY	1
	50-00178-24	V BELT, UPPER DRIVE, ULTRA XTC ONLY	1
10	68-14195-00	PLATE, DECAL MOUNTING (BELT GUARD)	1

7.2.1 UPPER POWER TRAIN - IDLER ASSEMBLY



Item	Part Number	Description	Qty
1	50-01152-02	IDLER ASSEMBLY, COND FAN BELT – INCLUDES:	1
2	50-01152-26	BUSHING, BEARING	1
3	48-00267-00	BRACKET, IDLER	1
4	34-06315-00	STUD, HXHD, 7/16-20 X 1 INCH LONG	1
5	34-00302-06	BOLT, HXHD, 5/16-18 X 3/4 INCH LONG	1
6	68-15333-00	PLATE, IDLER ADJUST	1
7	50-01152-22SV	PULLEY ASSEMBLY, 4.50 INCH DIAMETER – INCLUDES:	1
8	NSS	COVER, DUST	1
9	NSS	O-RING	1
10	50-01152-52	BOLT, SHOULDER, 7/16-20 X 1-1/2 INCH LONG	1
11	NSS	SHIELD, BEARING	1
12	50-01152-25SV	BEARING ASSEMBLY, IDLER PULLEY – INCLUDES:	1
11	NSS	SHIELD, BEARING	1
13	NSS	RING, SNAP	1
9	NSS	O-RING	1
8	NSS	COVER, DUST	1
14	34-00368-15	WASHER, LOCK, 1/2 INCH	1
15	34-00675-14	SCREW, CAP HXHD, 1/2-20 X 1.75, GRADE 8	1
16	34-06316-00	NUT, JAM, 7/16-14	1

7.3 POWER TRAIN - FAN SHAFT AND CLUTCH

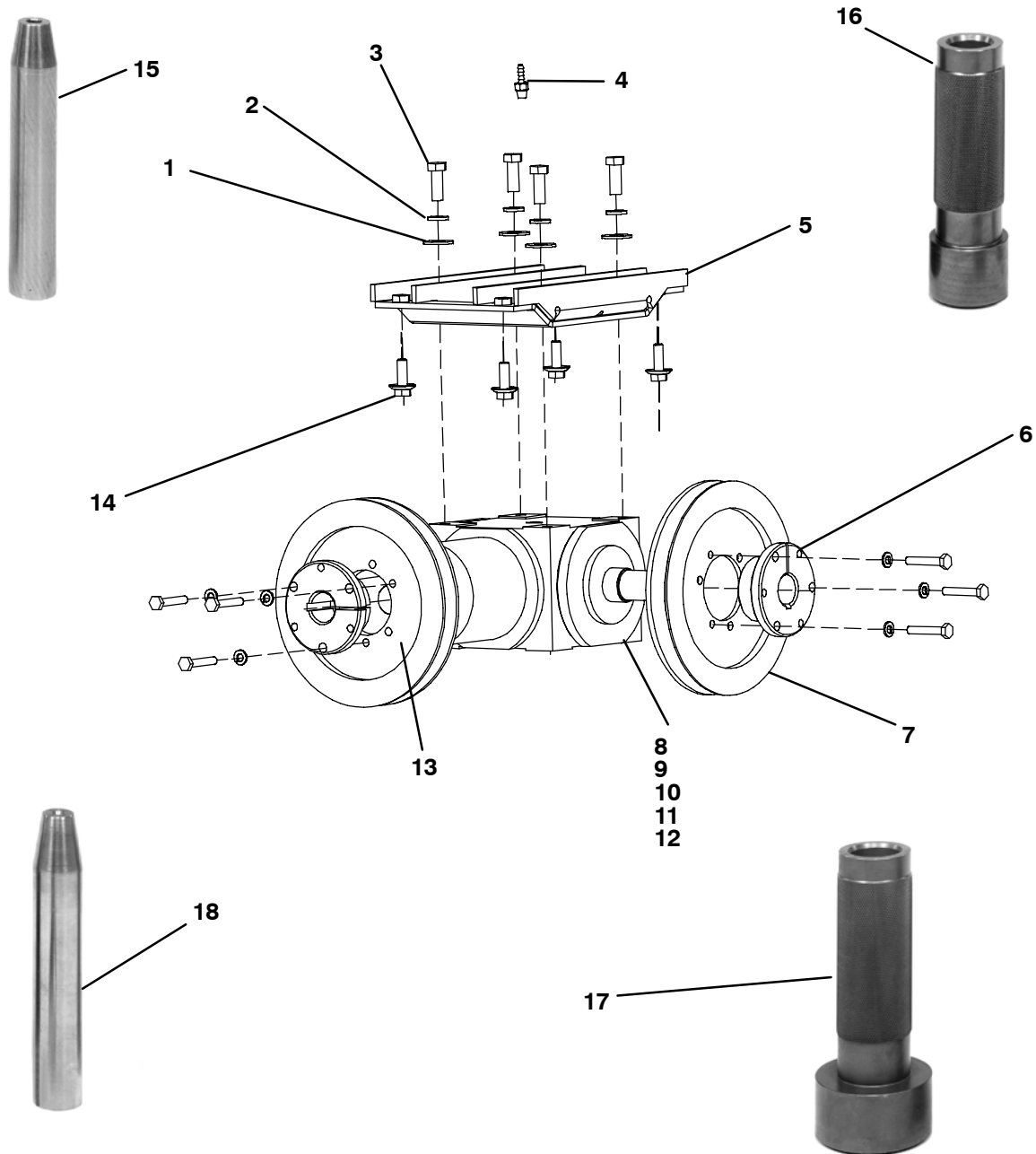


CURBSIDE VIEW

7.3 POWER TRAIN - FAN SHAFT AND CLUTCH (Continued)

Item	Part Number	Description	Qty
1	50-00232-09SV	SHAFT ASSEMBLY, FAN – INCLUDES:	1
2	04-00122-30	BUSHING, SPLIT TAPER 1.188 BORE	A / R
3	34-00775-10	SCREW, 1/4 INCH-20 X 1-1/4 INCH LONG	2
4	34-00368-11	LOCKWASHER, 1/4 INCH	2
5	50-00232-45	KEY, CLUTCH, EVAPORATOR SIDE	1
6	50-00232-44	PIN, SPRING, 1/8 X 3/8	1
7	40-00420-00	FITTING, HOSE, BARB 3/16 ID X 1/8 MPT	1
8	34-00368-13	WASHER, LOCK, 3/8 SPRING - STEEL	4
9	34-00304-14	SCREW, CAP HEX HEAD, 3/8-16 X 1.75 LONG	4
10	50-00232-24	KEY, CLUTCH, CONDENSER SIDE	1
11	50-00232-42	SHIM, CLUTCH, .020 INCH	1
12	50-00232-43	SHIM, CLUTCH, .010 INCH	1
13	34-00615-16	SCREW, CAP HEX HEAD, 5/16-18 X 2.00 LONG	3
14	34-00368-12	WASHER, LOCK, 5/16 SPRING	3
15	50-00236-05	FAN CLUTCH ASSEMBLY – INCLUDES:	1
16	50-00236-33	FIELD COIL ASSEMBLY – INCLUDES:	1
17	22-50078-01SV	CONNECTOR, 2-WIRE (MATES WITH 22-50078-02SV)	1
18	50-00236-32	MOUNTING ACCESSORIES	1
19	50-00236-31	ARMATURE AND ROTOR ASSEMBLY – INCLUDES:	1
18	50-00236-32	MOUNTING ACCESSORIES	1
20	48-00347-01	ADAPTER, CONDENSER FAN	1
21	34-00368-11	WASHER, LOCK, 1/4 SPRING	4
22	34-00775-06	SCREW, CAP HEX HEAD, 1/4-20 X .75 LONG	4
23	38-00528-00	FAN, CONDENSER	1
24	07-00396-01	SPANNER WRENCH, CLUTCH	1
25	58-00065-62	GROMMET, (.44 ID X .12)	1
26	58-00079-00	STA-STRAP, 0-4.00 DIAMETER CABLE	6
27	58-00659-00	HOSE, FUEL, 3/16 INCH ID X 25 FEET LONG	A / R
28	58-00065-80	GROMMET, .50 ID	1
29	07-00432-00	GAUGE, AIR GAP	1
30	07-00303-02	CLUTCH NUT TOOL	1

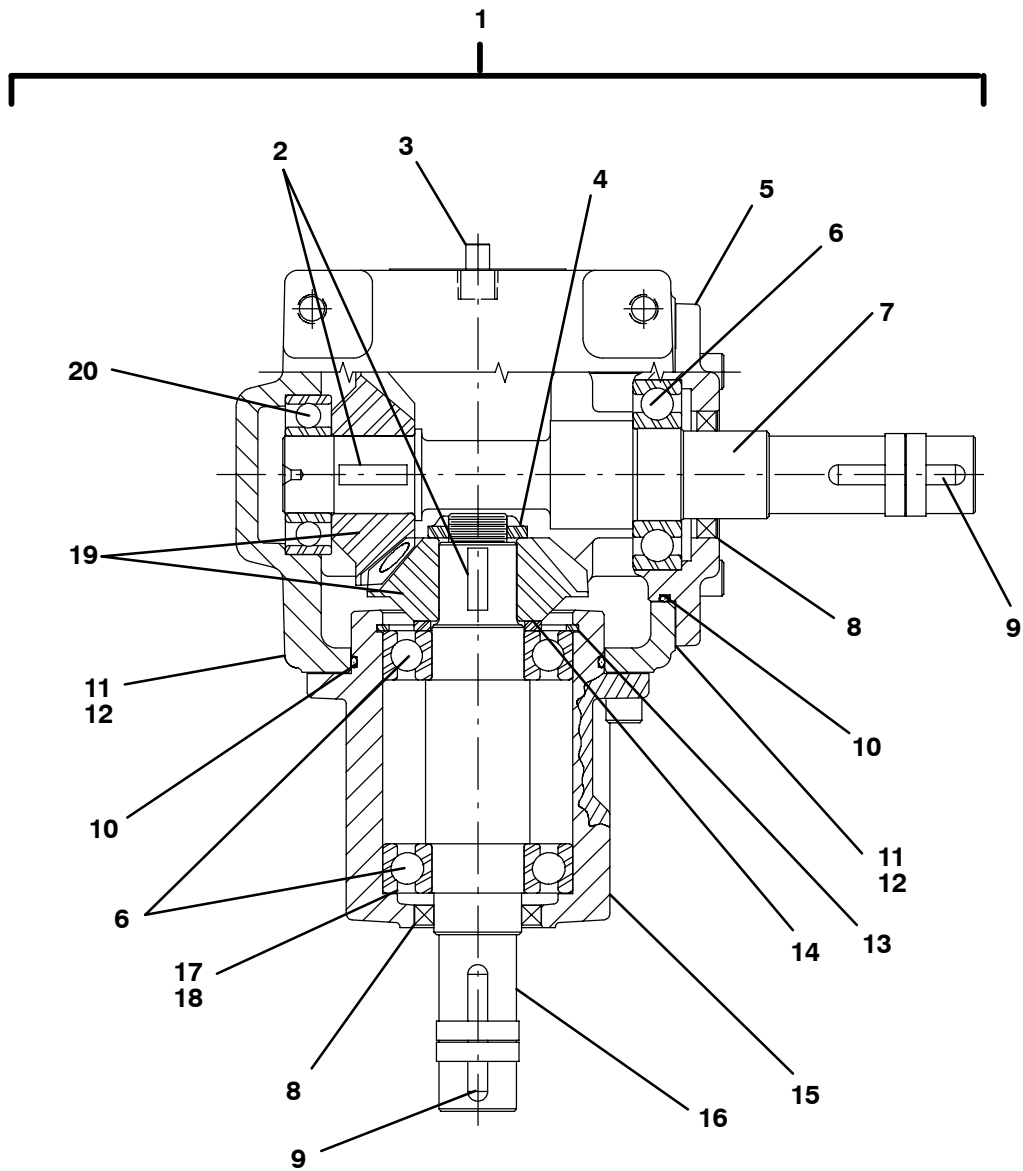
7.4 POWER TRAIN - DRIVE



7.4 POWER TRAIN - DRIVE (Continued)

Item	Part Number	Description	Qty
1	34-00366-13	WASHER, FLAT, 3/8 - STEEL	4
2	34-00368-13	WASHER, LOCK, 3/8 SPRING - STEEL	4
3	34-00304-08	SCREW, CAP HEX HEAD, 3/8-16 X 1.00 LONG - STEEL	4
4	40-00420-02	FITTING, HOSE	1
5	86-04437-00	PLATE ASSEMBLY, DRIVE MOUNTING	1
6	04-00058-00	BUSHING, SPLIT, 1.00 BORE (INCLUDES HARDWARE)	2
7	50-00224-00	SHEAVE, SINGLE GROOVE, 7.75 OD	1
8	50-00227-01	GEARBOX, RIGHT ANGLE DRIVE (REFER TO SECTION 7.4.1)	1
9	50-00214-47	KEY, 1/4 SQUARE X 1.5 INCH	2
10	07-00359-00	GEARBOX OIL	A/R
11	50-00214-55SV	SHAFT SEAL KIT (INPUT AND OUTPUT SHAFTS) – INCLUDES:	1
12	34-01110-00	KEY, 1/4 SQUARE X 3 INCH	1
13	50-00224-04	SHEAVE, SINGLE GROOVE, 5.75 OD, ULTIMA XTC ONLY	1
	50-00224-00	SHEAVE, SINGLE GROOVE, 7.75 OD, ULTRA XTC ONLY	1
14	34-00919-08	SCREW, HEX WASHERHEAD, 5/16-18 X 1.00 LONG - STEEL	4
15	07-00309-00	TOOL, PILOT SLEEVE (FOR GEARBOX DRIVE SHAFT SEAL)	1
16	07-00310-00	TOOL, SEAL DRIVER (FOR GEARBOX DRIVE SHAFT SEAL)	1
17	07-00311-00	TOOL, SEAL DRIVER, SPECIAL (FOR GEARBOX CLUTCH SHAFT SEAL)	1
18	07-00308-00	TOOL, SEAL PILOT SLEEVE, SPECIAL (FOR GEARBOX CLUTCH SHAFT SEAL)	1

7.4.1 POWER TRAIN - GEARBOX

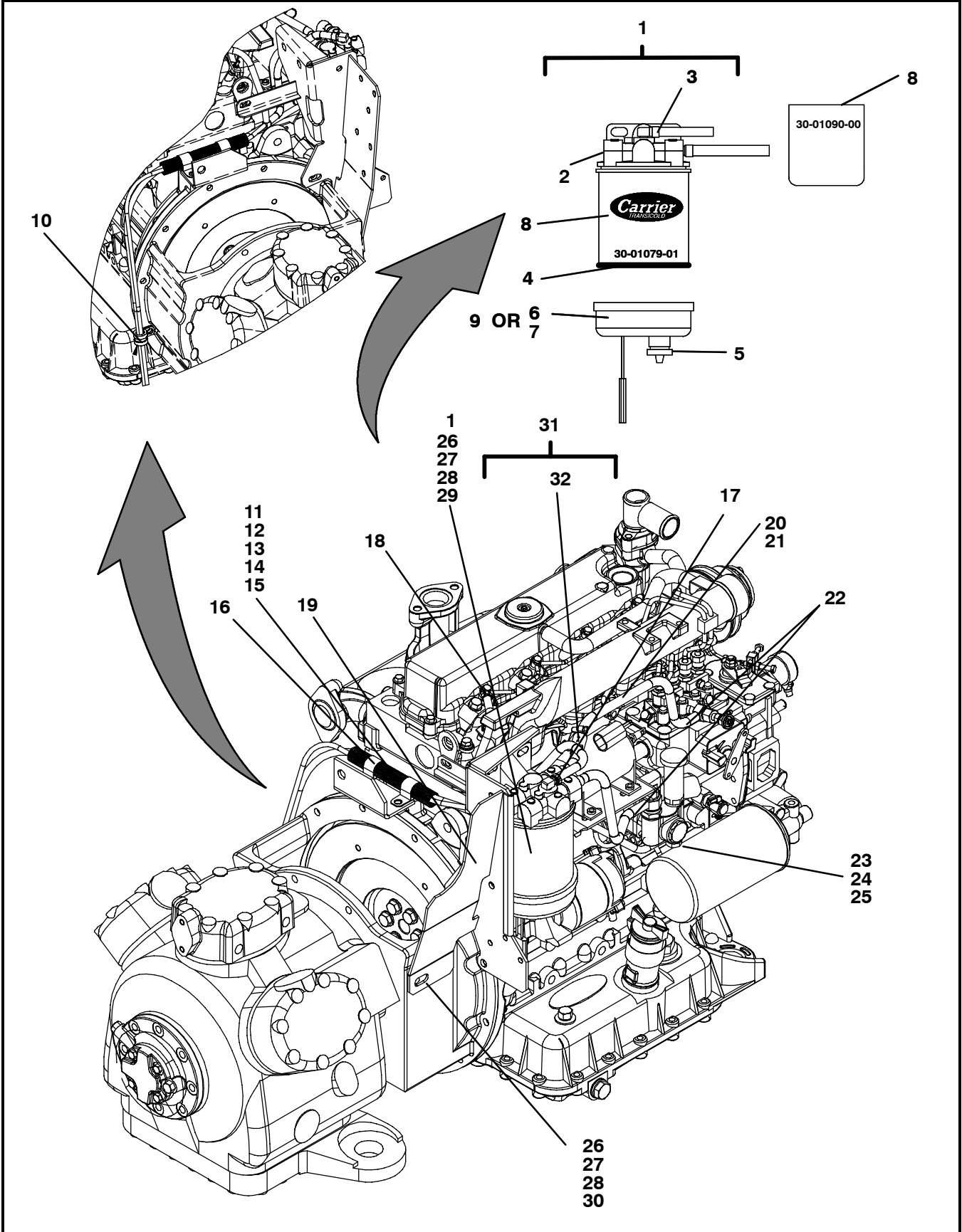


21 GEARBOX OIL

7.4.1 POWER TRAIN - GEARBOX (Continued)

Item	Part Number	Description	Qty
1	50-00227-01	GEARBOX ASSEMBLY – INCLUDES:	1
2	50-00214-34	KEY, WOODRUFF	2
3	PL	PLUG, PIPE, 3/8	1
4	50-00214-22	NUT, LOCK, 3/4	1
5	50-00214-54	HOUSING, OUTPUT SHAFT	1
6	50-00214-32	BEARING	3
7	50-00227-25	SHAFT, OUTPUT	1
8	50-00214-55SV	SEAL, SHAFT (DRIVE) – INCLUDES:	2
9	50-00214-47	KEY, 1/4 SQ.	2
10	50-00214-39	O-RING	1
11	50-00214-23	SHIM, .005 THICK (BLUE)	A/R
12	50-00214-24	SHIM, .002 THICK (RED)	A/R
13	50-00214-35	RING, RETAINING	1
14	50-00214-30	SPACER	1
15	50-00214-27	HOUSING, INPUT SHAFT	1
16	50-00227-26	SHAFT, PINION (INPUT)	1
17	50-00214-41	SHIM, .005 THICK	2
18	50-00214-42	SHIM, .002 THICK	2
19	50-00214-21	GEAR	2
20	50-00214-31	BEARING	1
21	07-00359-00	OIL, GEARBOX	1

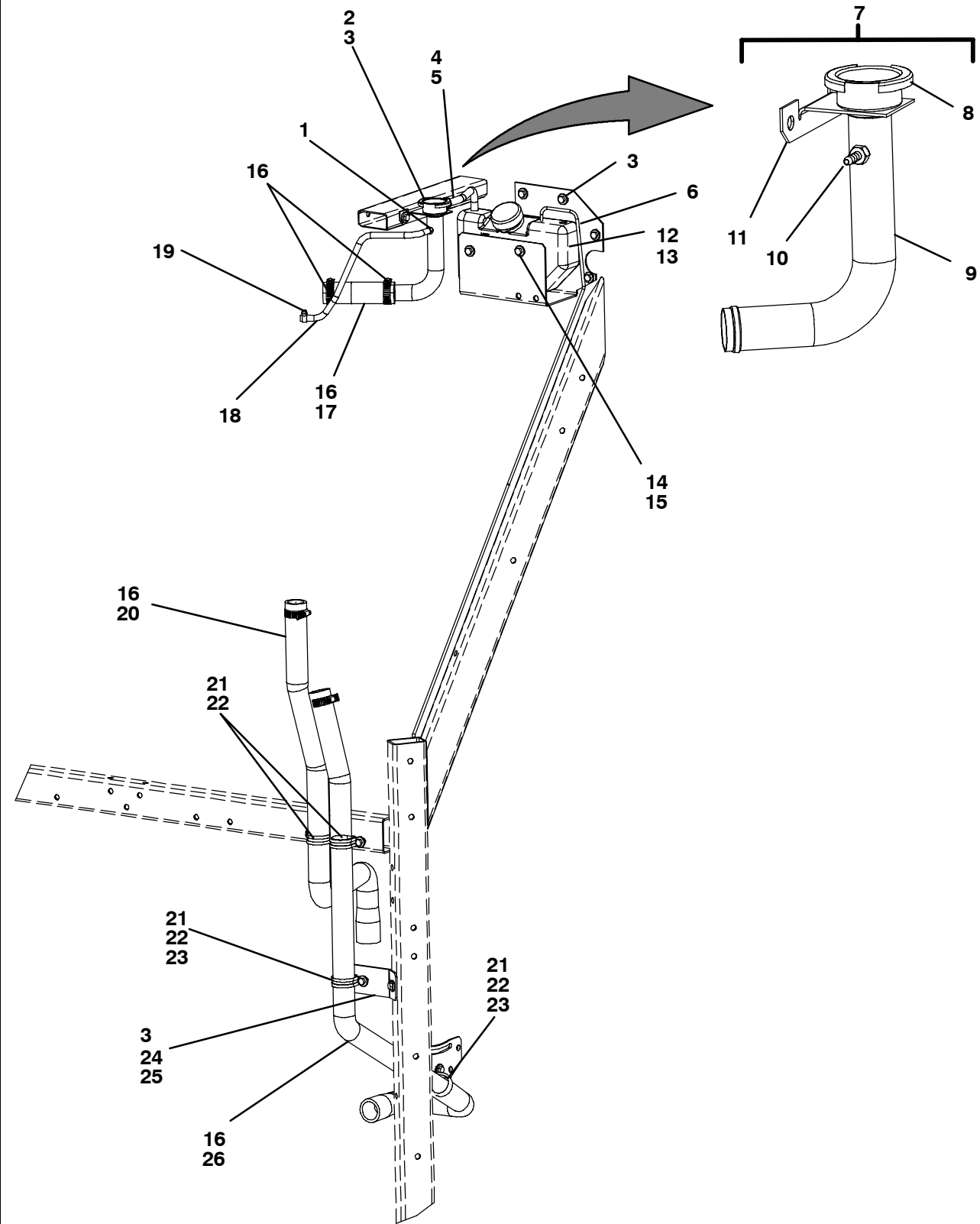
8 FUEL FILTER



8 FUEL FILTER (Continued)

Item	Part Number	Description	Qty
1	30-01104-00	FILTER ASSEMBLY, FUEL, WITHOUT HEATER – INCLUDES:	1
	30-01104-04	FILTER ASSEMBLY, FUEL, WITHOUT HEATER (NEWER UNITS WITH FRAME MOUNTED FUEL FILTERS) – INCLUDES:	1
	30-01104-01	FILTER ASSEMBLY, FUEL, WITH HEATER – INCLUDES:	1
2	30-01104-50	HEAD, FUEL, WITH FITTINGS – INCLUDES:	1
3	30-01104-51	FITTING, 90 DEG ELBOW BLEED, WITH .040 ORIFICE	1
4	30-01098-28	GASKET, BOWL	1
5	30-01098-27	PLUG, DRAIN	1
6	30-01098-33	BOWL, FUEL, WITHOUT HEATER	1
	30-01098-34	BOWL, FUEL, WITH HEATER – INCLUDES:	1
7	30-01098-30	O-RING, HEATER	1
8	30-01090-05	FILTER, FUEL (BOWL NOT REQUIRED)	1
	30-01079-01P12	FILTER, FUEL (BOWL REQUIRED)	1
9	30-01098-37	HEATER BOWL ASSEMBLY WITH GASKET AND CONNECTOR	1
	30-01098-39	HEATER BOWL ASSEMBLY WITH GASKET AND TERMINALS	1
	30-01098-38	BOWL, HEATER STYLE WITH GASKET	1
10	44-00102-02	CLAMP, HOSE, .56 DIAMETER	2
11	79-02305-00	TUBE ASSEMBLY – INCLUDES:	1
12	40-01156-00	TEE, MALE BRANCH, 3/16 INCH HOSE 1/4 INCH TUBE	1
13	44-00293-07	CLAMP, STEPLESS, 15/32 INCH EAR	1
14	58-00507-00 F50	TUBE, BLACK, 1/4 OD	A/R
15	58-00659-00 F25	HOSE, 3/16 ID FUEL	A/R
16	44-01137-19	CLAMP, HOSE, .63 DIAMETER SUPPORT	1
17	44-00293-07	CLAMP, STEPLESS, 15/32 INCH EAR	1
18	44-00293-06	CLAMP, STEPLESS, 7/16 INCH EAR	1
19	86-03038-01	BRACKET ASSEMBLY, BY-PASS OIL/FUEL FILTER	1
20	58-00079-02	STA-STRAP, 0-1.75 DIAMETER CABLE	A/R
21	58-01338-08	SLEEVE, 1/2 INCH FLEXGUARD	A/R
22	44-00045-25P05	CLAMP, HOSE, .22-.62 WORM	A/R
23	40-01153-00	BANJO	1
24	42-01133-00	SEAL, M14, (STEEL/RUBBER)	2
25	58-00508-00F9	TUBE, BLACK, 3/8 OD	A/R
26	34-00304-10	SCREW, CAP HEXHEAD, 3/8-16 X 1.25	3
27	34-00944-10	WASHER, FLAT, M10	3
28	34-00945-10	WASHER, LOCK, 10	3
29	34-06051-15	RIVNUT, 3/8	2
30	34-01249-21	SPACER, M10 X 25 OD X 6 THK	2
31	30-01105-00SV	CHECK VALVE, FUEL LINE – INCLUDES:	1
32	44-00045-25	CLAMP, HOSE, .22-.62 WORM	A/R

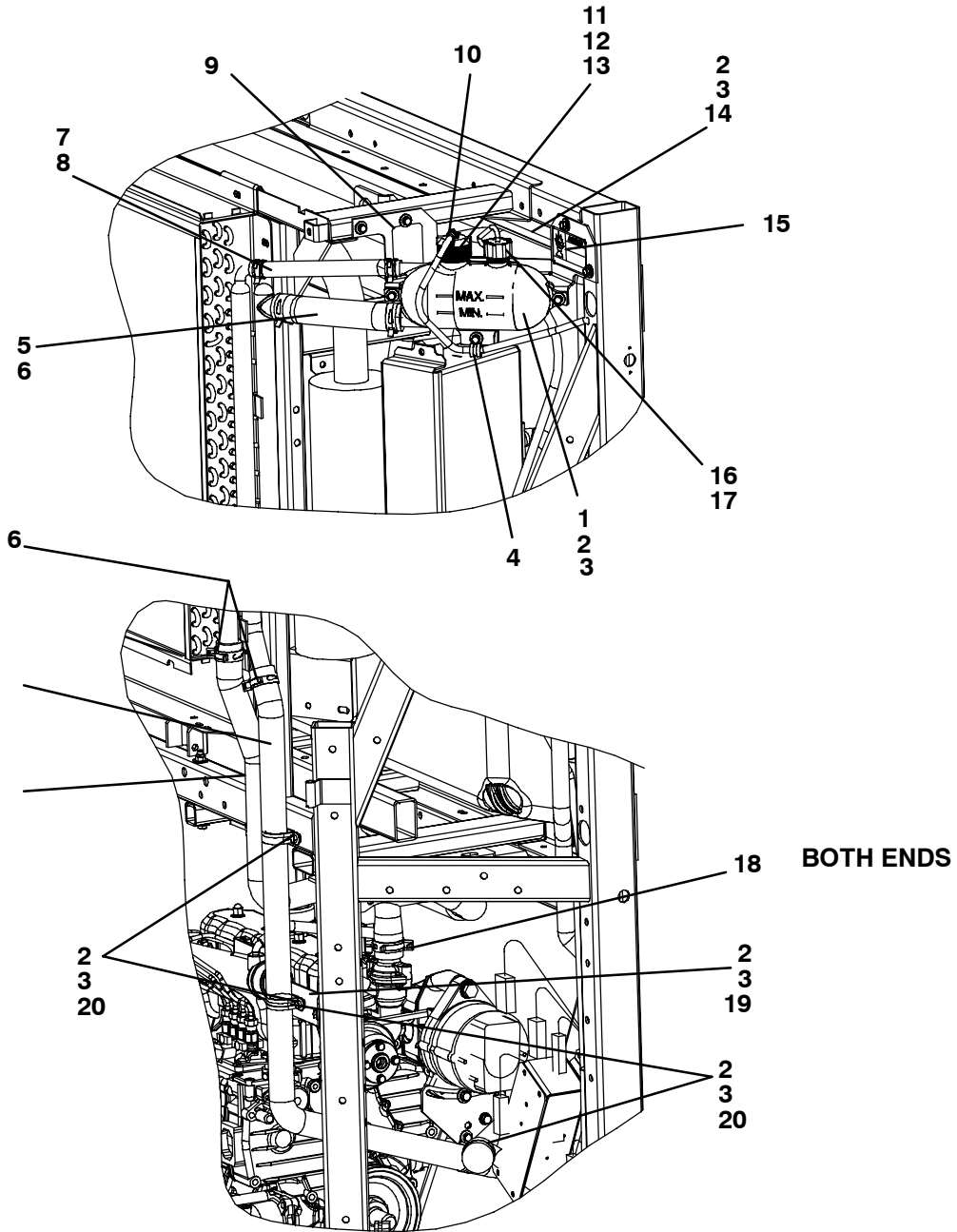
9 COOLANT SYSTEM - PRIOR TO S/N KAV90912317



9 COOLANT SYSTEM - PRIOR TO S/N KAV90912317 (Continued)

Item	Part Number	Description	Qty
1	44-00293-06	CLAMP, STEPLESS 5/16 EAR	1
2	30-00397-00	CAP, RADIATOR	1
3	34-00918-06	SCREW, HEX WASHERHEAD, 1/4-20 X .75 LONG - STEEL	7
4	44-00293-10	CLAMP, STEPLESS 5/8 EAR	1
5	58-01348-00	TUBE, CLEAR, .525 OD	A/R
6	22-00398-00	TUBE, CLEAR	A/R
7	81-02587-00	FILL TUBE ASSEMBLY, RADIATOR – INCLUDES:	1
8	40-00410-00	FILL NECK ASSEMBLY, RADIATOR	1
9	56-03784-00	TUBE, 1-1/8 OD X .050W CU	1
10	40-00420-00	FITTING, HOSE, BARB 3/16 ID X 1/8MPT	1
11	68-07392-00	BRACKET, MOUNTING	1
12	58-01291-01SV	BOTTLE, COOLANT RECOVERY – INCLUDES:	1
13	58-00743-00	CAP, COOLANT BOTTLE	1
14	34-00918-04	SCREW, HEX WASHERHEAD, 1/4-20 X .50 LONG - STEEL	2
15	68-13841-00	BRACKET, WATER BOTTLE	1
16	44-00045-03	CLAMP, HOSE, .81 - 1.75 WORM, FOR RUBBER HOSES	6
	44-01140-00	CLAMP, TUBE, 1.37 - 1.75 WORM, FOR SILICONE HOSES	6
17	58-04223-04	HOSE, COOLANT, RUBBER	1
	58-04223-06	HOSE, COOLANT, ECR RUBBER	1
	58-04223-05	HOSE, COOLANT, SILICONE	1
18	58-00659-00 F25	HOSE, FUEL, 3/16 ID (25-FOOT CUT TO LENGTH)	1
19	44-00045-25	CLAMP, HOSE, .22-.62 WORM	A/R
20	58-04538-00	HOSE, RADIATOR INLET, RUBBER	1
	58-04538-02	HOSE, RADIATOR INLET, ECR RUBBER	1
	58-04538-01	HOSE, RADIATOR INLET, SILICONE	1
21	34-00373-69	CLAMP, TUBE, 1.38 DIAMETER CUSHION	4
22	34-00918-08	SCREW, HEX WASHERHEAD, 1/4-20 X 1.00 LONG - STEEL	4
23	34-06051-06	RIVNUT, 1/4-20	2
24	68-13638-00	BRACKET, COOLANT LINE	1
25	34-06051-07	RIVNUT, 1/4-20	1
26	58-04540-00	HOSE, RADIATOR OUTLET, RUBBER	1
	58-04540-01	HOSE, RADIATOR OUTLET, SILICONE	1
	58-04540-02	HOSE, RADIATOR OUTLET, ECR RUBBER	1

**10 COOLANT KIT - RUBBER / SILICONE AND ECR RUBBER - WITH AND WITHOUT SENSOR
(BEGINNING WITH SERIAL NUMBER KAV90912317)**

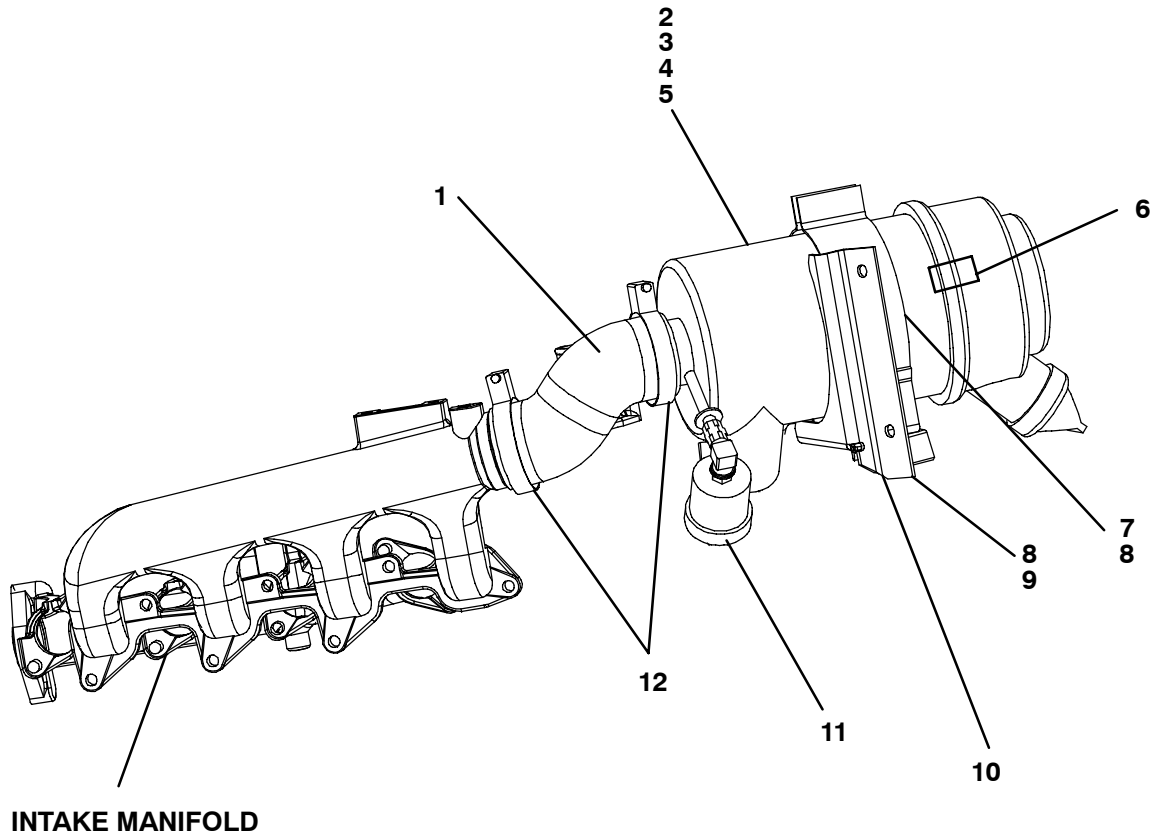


**10 COOLANT KIT - RUBBER / SILICONE AND ECR RUBBER - WITH AND WITHOUT SENSOR
(BEGINNING WITH SERIAL NUMBER KAV90912317) (Continued)**

Item	Part Number	Description	Qty
1	58-04661-00	BOTTLE, COOLANT, WITH SENSOR PORT	1
	58-04661-01	BOTTLE, COOLANT, WITHOUT SENSOR PORT	1
2	34-01294-08	SCREW, CAPT. WASH, 1/4-20 X 1.00	11
3	34-06051-06	RIVNUT, 1/4-20	11
4	34-00373-05	CLAMP, TUBE, .50 DIAMETER CUSHION	1
5	58-04223-07	HOSE, COOLANT BOTTLE, 1-1/8 INCH ID X 9.25 INCH L, RUBBER	1
	58-04223-08	HOSE, COOLANT BOTTLE, 1-1/8 INCH ID X 9.25 INCH L, SILICONE	1
	58-04223-09	HOSE, COOLANT BOTTLE, 1-1/8 INCH ID X 9.25 INCH L, ECR RUBBER	1
6	44-01170-36	CLAMP, HOSE, 36 MM (1.41 INCH) DIAMETER	4
7	58-04223-10	HOSE, COOLANT BOTTLE, 5/8 INCH ID X 10.25 INCH L, RUBBER	1
	58-04223-11	HOSE, COOLANT BOTTLE, 5/8 INCH ID X 10.25 INCH L, SILICONE	1
	58-04223-12	HOSE, COOLANT BOTTLE, 5/8 INCH ID X 10.25 INCH L, ECR RUBBER	1
8	44-01170-23	CLAMP, HOSE, 23 MM (0.90 INCH) DIAMETER	2
9	62-04074-00	DECAL, EXTENDED LIFE COOLANT	1
10	58-04663-00	CAP, COOLANT BOTTLE	1
11	44-00293-06	CLAMP, STEPLESS EAR, 7/16 DIAMETER	1
12	22-04073-00	TUBE, VINYL, 1/4 ID (SOLD IN 25-FOOT ROLLS)	A / R
13	58-00079-00	STA-STRAP, 0-4.00 DIAMETER CABLE	10
14	86-04592-00	BRACKET ASSEMBLY, COOLANT BOTTLE	1
15	62-10793-00	DECAL, CAUTION, RADIATOR FILL	1
16	12-00601-00	SENSOR, COOLANT LEVEL – INCLUDES:	1
17	22-50078-02SV	CONNECTOR, 2-WIRE (MATES WITH 22-50078-01SV)	1
18	44-01170-41	CLAMP, HOSE, 41 MM (1.61 INCH) DIAMETER	2
19	68-13638-00	BRACKET, RAD. OUTLET HOSE SUPPORT	1
20	34-00373-70	CLAMP, TUBE, 1.44 DIAMETER CUSHION	4
21	58-04538-00	HOSE, RADIATOR INLET, RUBBER	1
	58-04538-01	HOSE, RADIATOR INLET, SILICONE	1
	58-04538-02	HOSE, RADIATOR INLET, ECR RUBBER	1
22	58-04606-00	HOSE, RADIATOR OUTLET, RUBBER	1
	58-04606-01	HOSE, RADIATOR OUTLET, SILICONE	1
	58-04606-02	HOSE, RADIATOR OUTLET, ECR RUBBER	1

11 AIR CLEANER ASSEMBLY

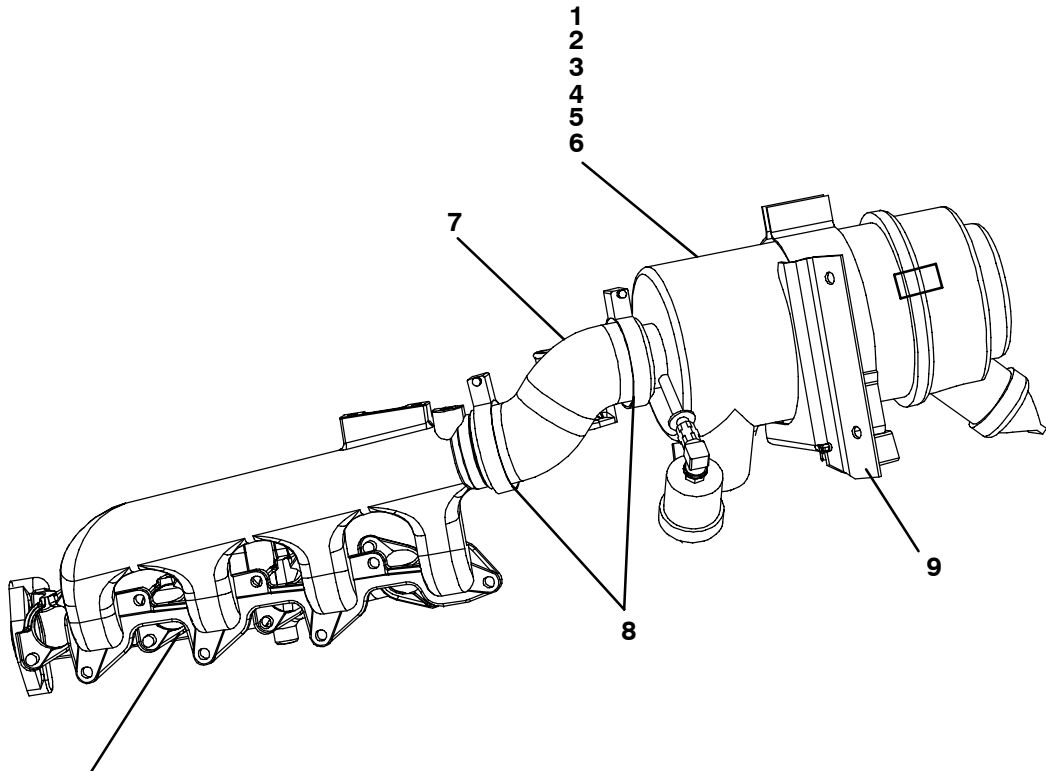
11.1 AIR CLEANER ASSEMBLY (PRIOR TO S/N LAA90946117)



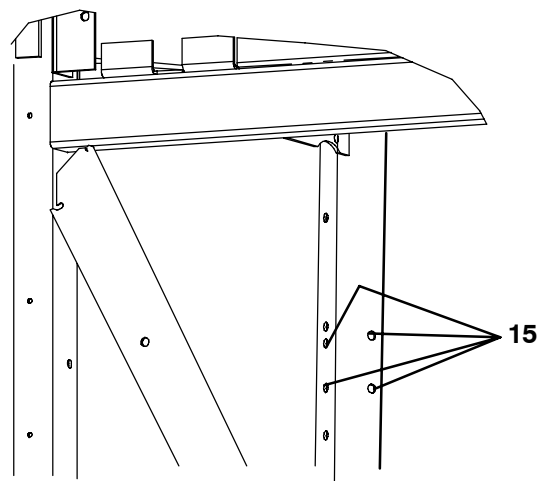
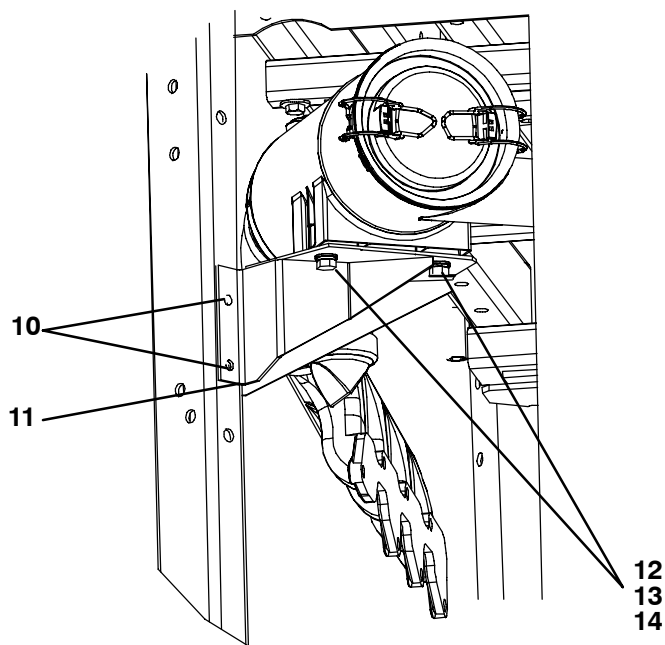
11.1 AIR CLEANER ASSEMBLY (PRIOR TO S/N LAA90946117) (Continued)

Item	Part Number	Description	Qty
1	58-04535-00	HOSE, AIR CLEANER	1
2	30-00426-02	AIR CLEANER ASSEMBLY, DRY, W/O SAFETY FILTER – INCLUDES:	1
3	30-00426-27	FILTER ELEMENT, HIGH CAPACITY, ESI	1
4	30-00426-22	COVER ASSEMBLY, BOTTOM	1
5	30-00426-23	VALVE, AIR CLEANER	1
6	30-00430-21	CLIP, AIR CLEANER	2
7	44-00363-00	BRACKET, AIR CLEANER	1
8	34-06051-06	RIVNUT, 1/4-20	2
9	34-00918-08	SCREW, HEX WASHERHEAD, 1/4-20 X 1.00	4
10	86-04520-00	BRACKET, AIR CLEANER	1
11	30-00328-00	INDICATOR, AIR CLEANER WITH FITTING (OPTIONAL)	1
12	44-00045-05	CLAMP, HOSE, 2.06-3.00 WORM	2

11.2 AIR CLEANER ASSEMBLY (BEGINNING WITH S/N LAA90946117)



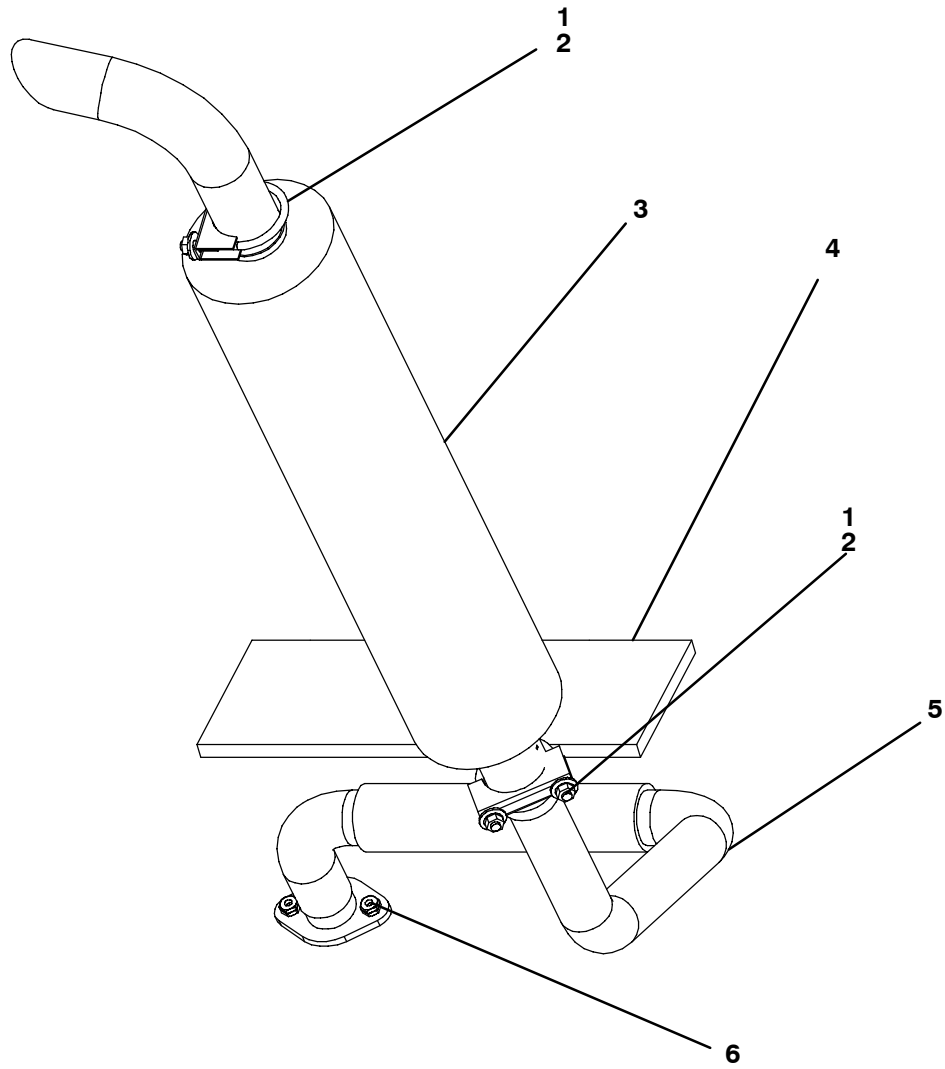
INTAKE MANIFOLD



11.2 AIR CLEANER ASSEMBLY (BEGINNING WITH S/N LAA90946117) (Continued)

Item	Part Number	Description	Qty
1	30-00471-01	AIR CLEANER KIT - INCLUDES:	1
2	30-00471-20	FILTER ELEMENT	1
3	30-00471-31	KAZOO, DRAIN	1
4	30-00471-30	END CAP ASSEMBLY - INCLUDES:	1
5	NSS	CLIP, AIR CLEANER HOUSING	2
6	30-00328-01	INDICATOR, AIR FILTER (FILTER MINDER)	1
7	58-04535-00	HOSE, AIR CLEANER	1
8	44-00045-05	CLAMP, HOSE, 2.06-3.00, WORM TYPE	2
9	86-04661-00	BRACKET, WELDED	1
10	34-01294-08	SCREW, CAPTIVE WASHER, 1/4-20 X 1.00	4
11	68-08086-00	SHIM, 10 GAGE (.1345) HRS PANDO	1
12	34-00876-16	SCREW, CAP HXHD, M8 X 16MM (0.63 INCH)	2
13	34-00944-08	WASHER, FLAT, M8	2
14	34-00945-08	WASHER, LOCK, M8 SPRING	2
15	34-06051-06	RIVNUT, 1/4-20	4

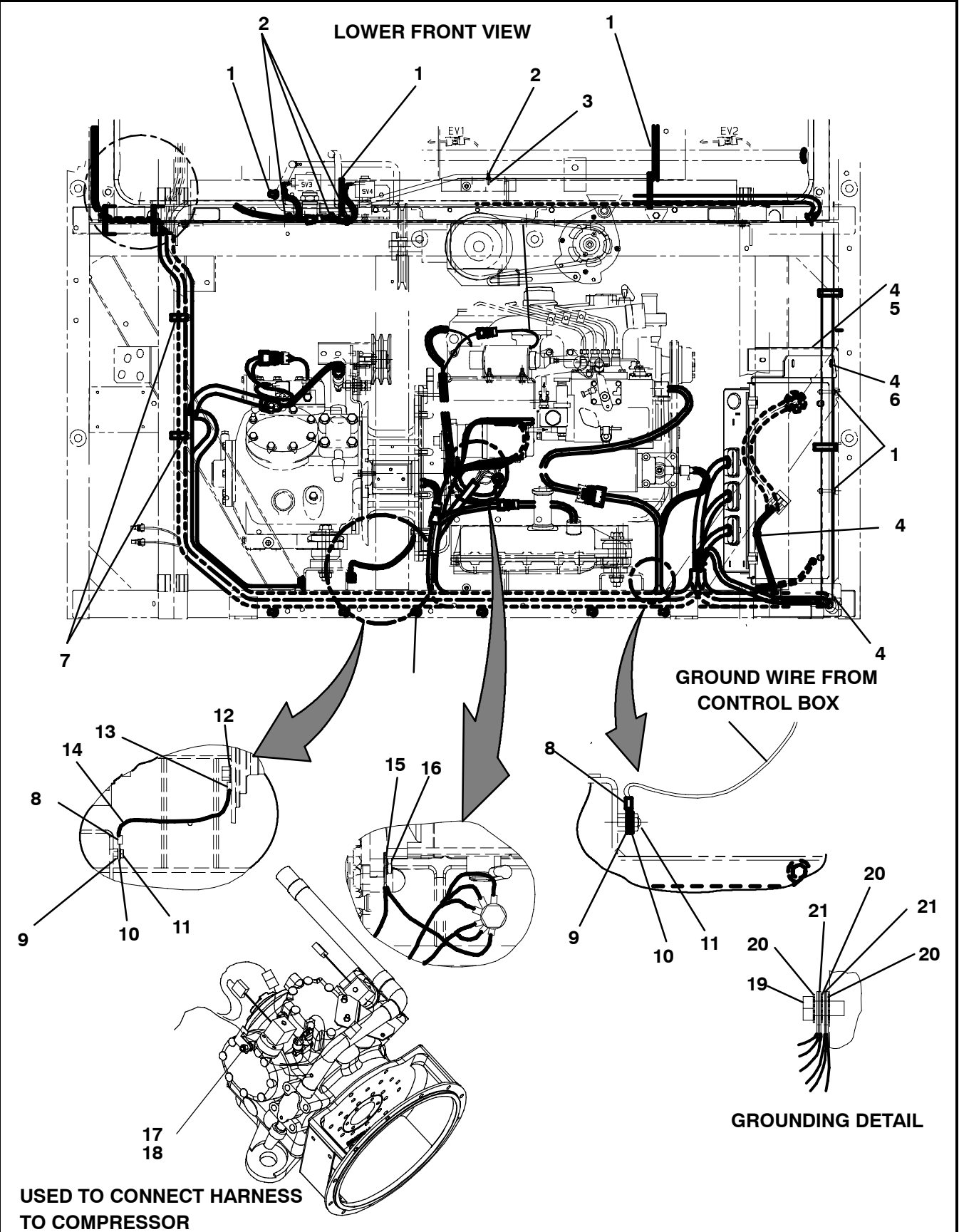
12 EXHAUST SYSTEM



12 EXHAUST SYSTEM (Continued)

Item	Part Number	Description	Qty
1	30-00175-01	CLAMP, U-BOLT, 5/16-18 X 2.00 DIAMETER	2
2	34-00366-12	WASHER, FLAT, 5/16	4
3	30-00453-01	MUFFLER	1
4	42-01210-01	INSULATION, EXHAUST	1
5	30-00452-00	PIPE, EXHAUST	1
6	34-00932-13	NUT, JAM, 3/8-24 - BRASS	4

13 ELECTRICAL - LOWER FRONT VIEW

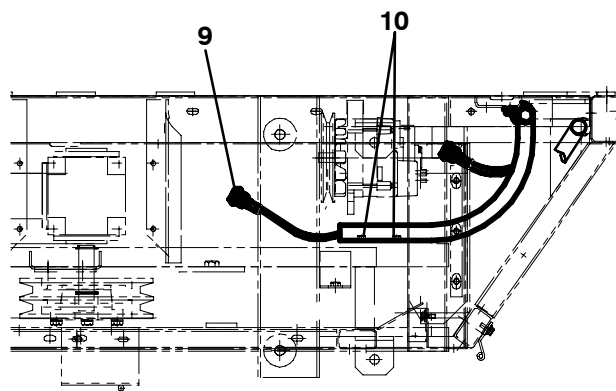
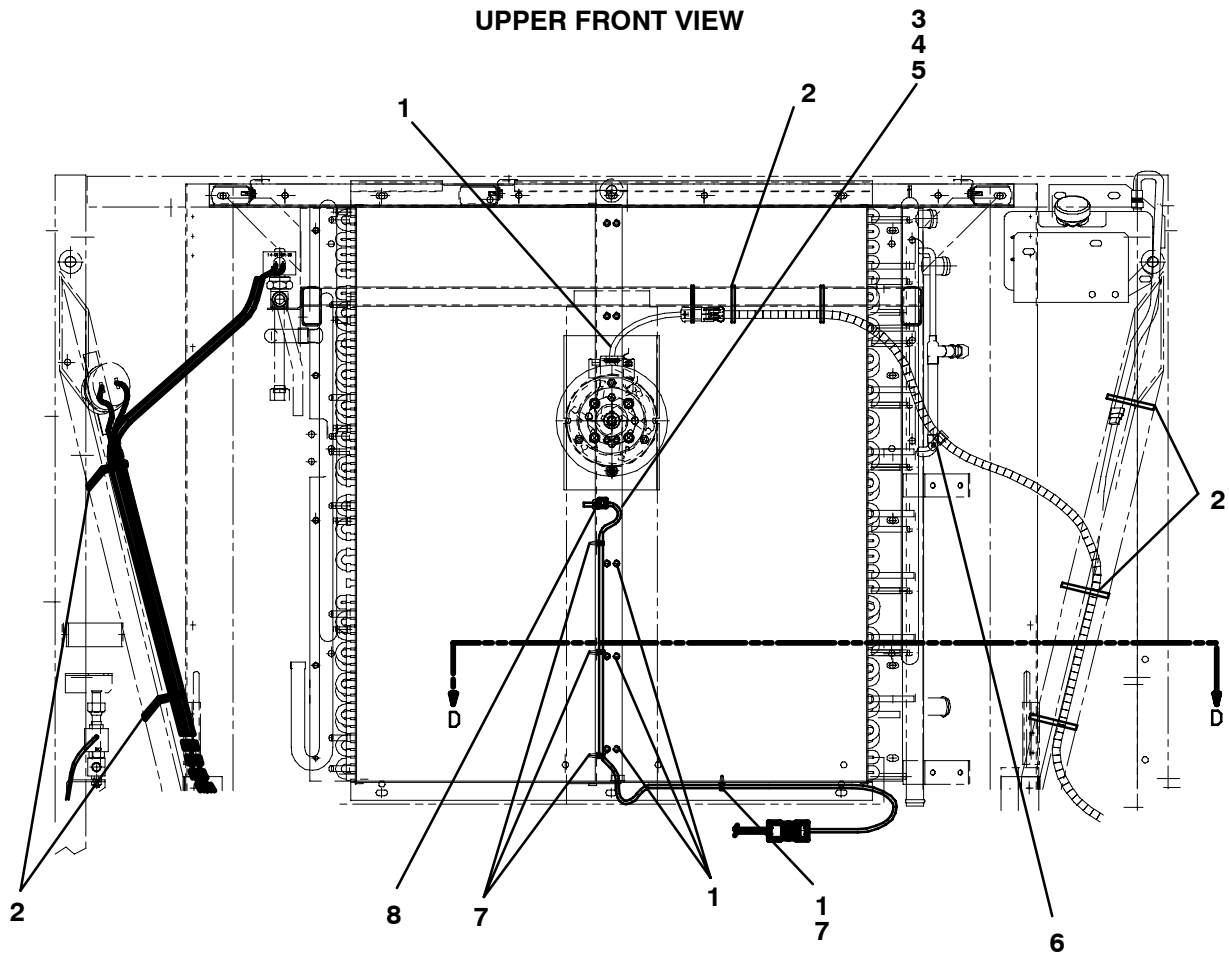


13 ELECTRICAL - LOWER FRONT VIEW (Continued)

Item	Part Number	Description	Qty
1	58-00079-00	STA-STRAP, 0-4.00 DIAMETER CABLE	A/R
2	58-00079-02	STA-STRAP, 0-1.75 INCH DIAMETER CABLE	A/R
3	44-01042-00	BASE, TY-WRAP	1
4	34-00918-06	SCREW, HX WASHHD, 1/4-20 X .75	4
5	86-04290-00	BRACKET, CONTROL BOX MOUNTING	1
6	34-06051-07	RIVNUT, 1/4-20	4
7	58-04523-00	STA-STRAP, 0-2.50 DIAMETER CABLE	A/R
8	30-00007-00	TERMINAL, RING, 5/16 STUD #6 AWG	2
9	34-00666-11	NUT, HEX, 1/4-20	2
10	34-00372-41	WASHER, LOCK, 1/4 EXT TOOTH	2
11	34-06039-00	NUT, HEX JAM, 1/4-20	2
12	34-00372-43	WASHER, LOCK, 3/8 EXT TOOTH	1
13	30-00007-01	TERMINAL, RING, 3/8 STUD #6 AWG	1
14	30-00006-00	CABLE, BRAIDED, GROUND	A/R
15	34-00372-44	WASHER, LOCK, 7/16 EXT TOOTH	1
16	34-06134-07	NUT, HEX, M10 X 1.25	1
17	34-00361-13	NUT, SELF LOCK, 3/8-16	1
18	34-00366-13	WASHER, PLAIN, 3/8	1
19	34-00962-25	SCREW, CAP HEXHEAD, M12 X 25MM (0.98)	1
20	34-00372-45	WASHER, LOCK, 1/2 EXT TOOTH	3
21	34-00829-15	WASHER, PLAIN, 1/2 SAE .060 THK	2

13.1 ELECTRICAL - UPPER FRONT VIEW

UPPER FRONT VIEW

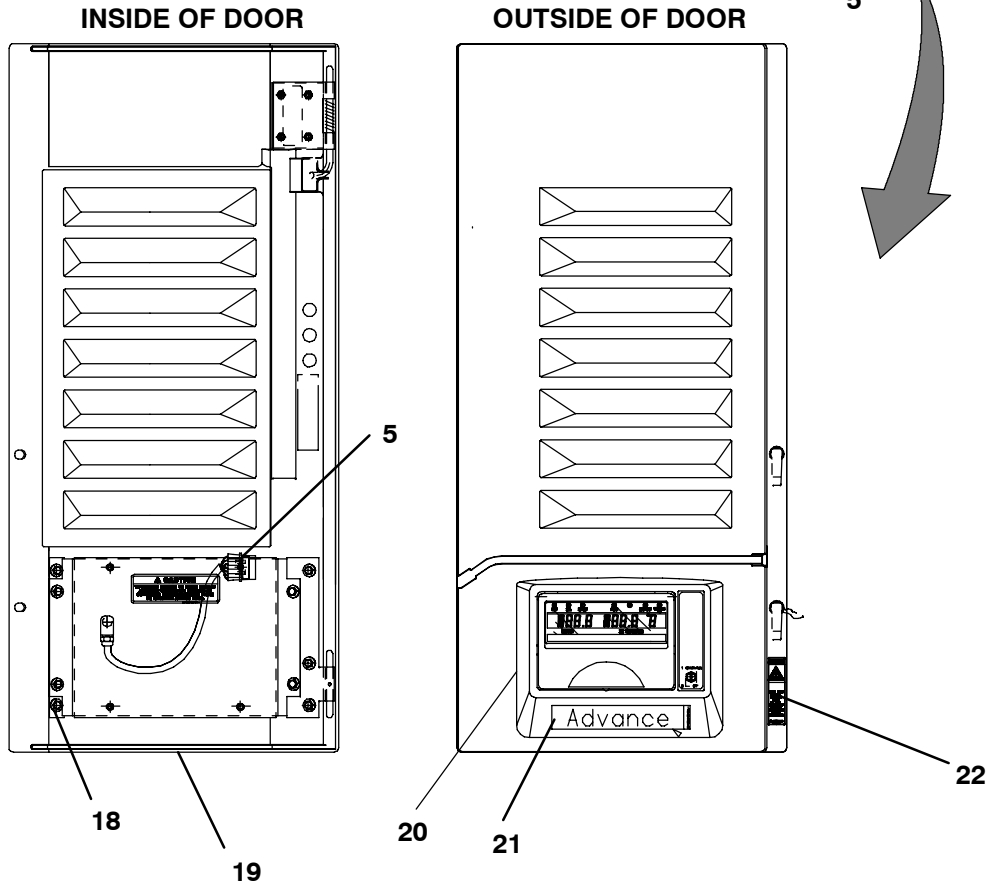
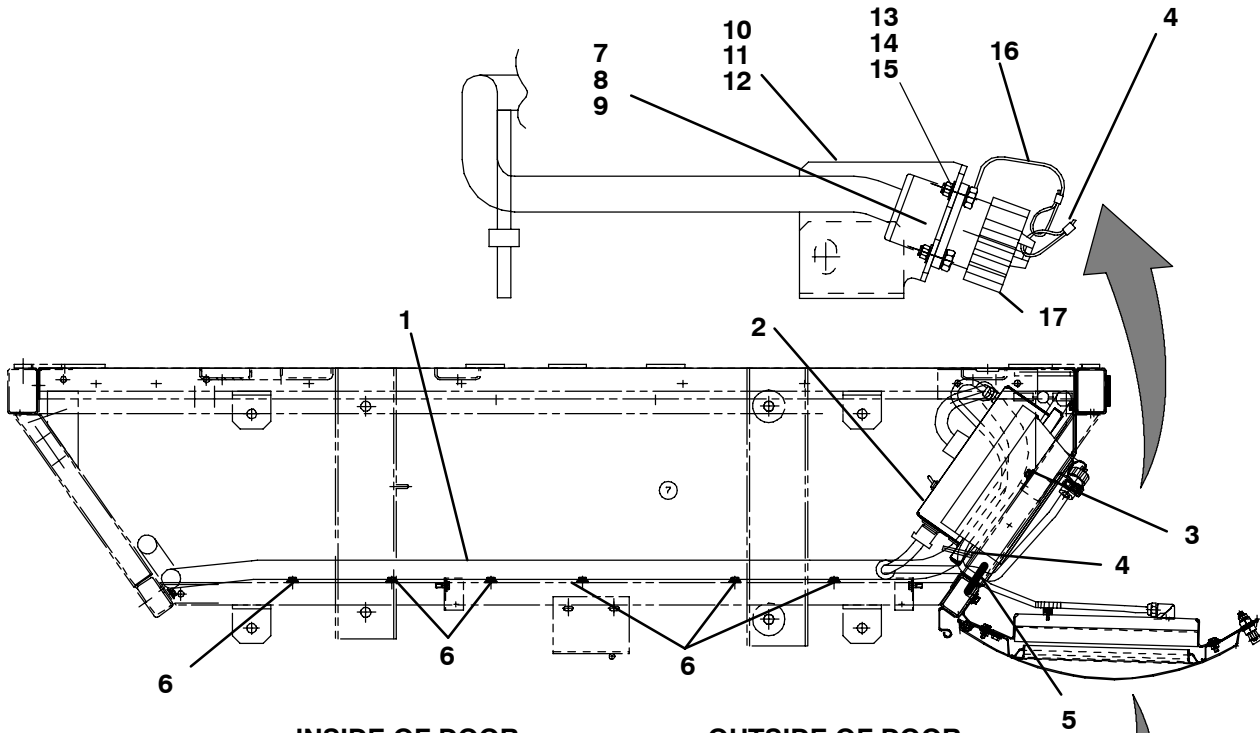


SECTION D-D
ALTERNATOR MOUNTING

13.1 ELECTRICAL - UPPER FRONT VIEW (Continued)

Item	Part Number	Description	Qty
1	58-00079-02	STA-STRAP, 0-1.75 INCH DIAMETER CABLE	A/R
2	58-00079-00	STA-STRAP, 0-4.00 DIAMETER CABLE	6
3	22-01943-00	HARNESS, ATS – INCLUDES:	1
4	22-50078-01SV	CONNECTOR, MALE	1
5	12-00495-02SV	THERMISTOR	1
6	34-00928-13	RIVET, BLIND, .187 DIAMETER .126-.250	1
7	44-01042-00	BASE, TY-WRAP	4
8	58-04478-00	FASTENER, .18, NYLON	1
9	22-01860-00	CONNECTOR ASSEMBLY, ALTERNATOR PLUG	1
10	34-00918-06	SCREW, HX WASHHD, 1/4-20 X .75	2

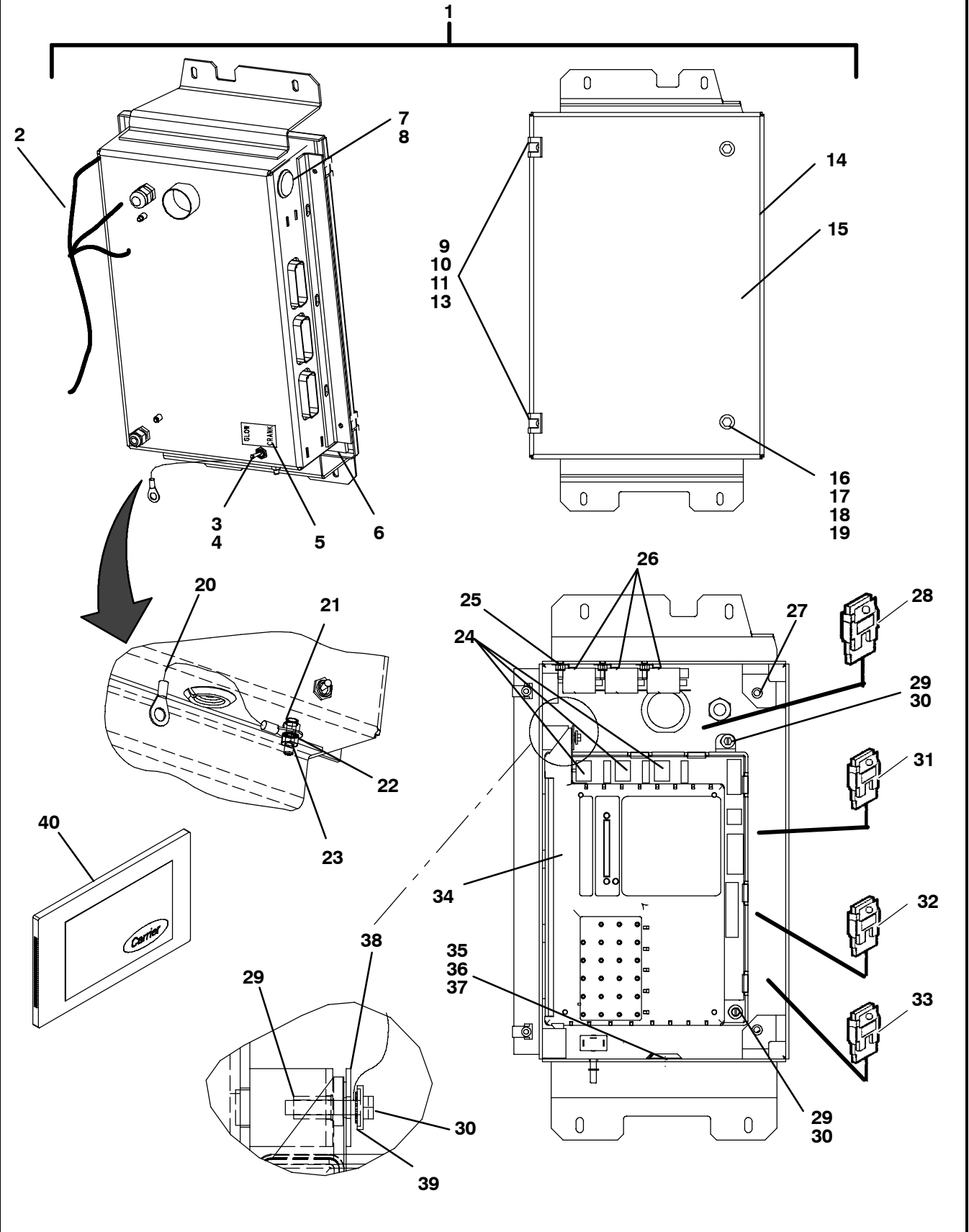
13.2 ELECTRICAL - CONTROL BOX AND ROADSIDE DOOR



13.2 ELECTRICAL - CONTROL BOX AND ROADSIDE DOOR (Continued)

Item	Part Number	Description	Qty
1	22-01907-08	HARNESS, ENGINE	1
2	91-00325-03	CONTROL BOX ASSEMBLY (REFER TO SECTION 14)	1
3	34-01281-06	SCREW, TF HXHD, 1/4-20 X .50 LONG SLOTTED	1
4	58-00079-02	STA-STRAP, 0-1.75 INCH DIAMETER CABLE	A/R
5	58-00079-00	STA-STRAP, 0-4.00 DIAMETER CABLE	2
6	58-04523-00	STA-STRAP, 0-2.50 DIAMETER CABLE	A/R
7	22-01660-03	CONNECTOR, 5-PIN (INTERROGATOR)	1
8	22-01613-14	PIN, CONNECTOR (INTERROGATOR)	1
9	22-01660-08	CAVITY PLUG, CONNECTOR (INTERROGATOR)	5
10	34-00918-06	SCREW, HEX WASHERHEAD, 1/4-20 X .75 LONG	6
11	42-00174-100	GASKET, 1.5W X .12T NEOPRENE	A/R
12	68-12029-01	BRACKET, INTERROGATOR	1
13	34-06126-08	SCREW, MACHINE HEX HEAD, #4-40 X .50 LONG SLOTTED	4
14	34-00662-05	WASHER, PLAIN #4 MEDIUM, .032 THICK	8
15	34-00667-05	NUT, SELF LOCK, #4-40	4
16	44-01159-00	LANYARD	1
17	22-01660-05	CAP, DUST (5-PIN RECEPTACLE)	1
18	34-00918-06	SCREW,HX WASHHD 1/4-20 X .75	4
19	58-04356-10	DOOR, OUTER, ROADSIDE, ULTIMA XTC (REFER TO SECTION 2.3)	1
	58-04356-05	DOOR, OUTER, ROADSIDE, ULTRA XTC (REFER TO SECTION 2.3)	1
20	91-00313-20	DISPLAY ASSEMBLY, MODULE (REFER TO SECTION 15)	1
21	62-10345-00	DECAL, ADVANCE	1
22	62-02450-00	DECAL, WARNING, AUTO START	1
NS	22-50186-01SV	HARNESS MICRO TO DISPLAY (CONTROL BOX TO MICRO DOOR)	1

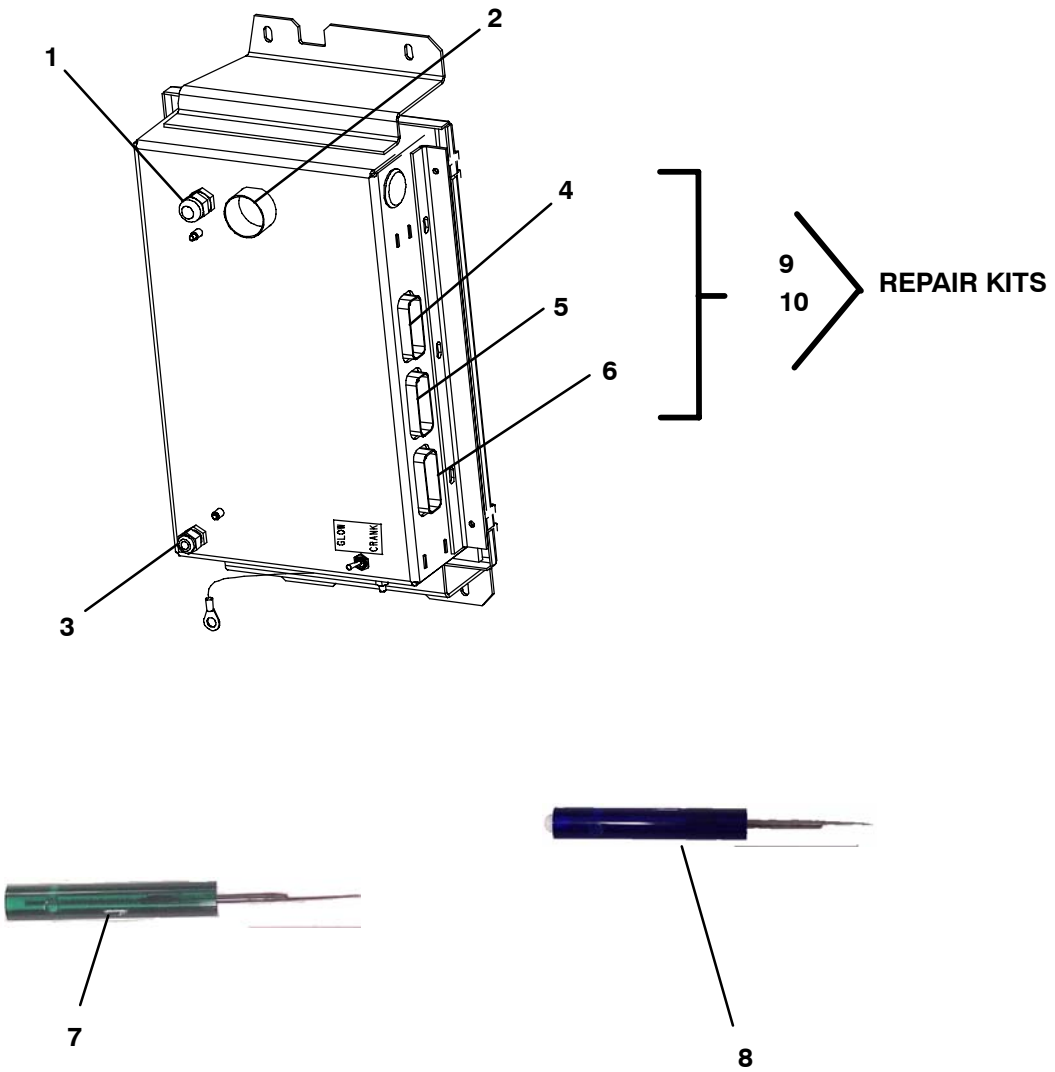
14 CONTROL BOX



14 CONTROL BOX (Continued)

Item	Part Number	Description	Qty
1	91-00325-03	CONTROL BOX ASSEMBLY – INCLUDES:	1
2	22-01908-01	HARNESS, CONTROL BOX	1
3	10-01129-16SV	SWITCH, TOGGLE, ON/OFF/ON MOMENTARY – INCLUDES:	1
4	42-00583-00	SEAL, PANEL BUSHING	1
5	62-10334-00	DECAL, GCS SWITCH	1
6	42-00401-00	GASKET, CONTROL BOX DOOR	1
7	10-00375-01	INDICATOR BUZZER	1
8	42-00243-14	O-RING, 1.06 ID X 1.31 OD	1
9	34-00361-08	NUT, SELF LOCK, 8-32	2
10	34-00366-08	WASHER, PLAIN, #8	2
11	34-00827-1012	SCREW, MACH THREAD, #8-32 X .62	2
13	44-00356-00	HINGE, CONTROL BOX	2
14	86-04385-00	BOX ASSEMBLY, CONTROL (EMPTY) ULTIMA ADVANCE	1
15	68-12806-00	DOOR	1
16	34-00918-08	SCREW, HX WASHHD, 1/4-20 X 1.00	2
17	34-01226-00	WASHER, ROTATING, .18 ID X .61 OD	2
18	34-06053-00	WASHER, .250 ID X .800 OD	2
19	58-00511-11	WASHER, NYLON, 3/8 DIAMETER	2
20	22-01900-00	CABLE ASSEMBLY, GROUND	1
21	34-00666-11	NUT, HEX, 1/4-20	1
22	34-00372-41	WASHER, LOCK, 1/4 EXT TOOTH	1
23	34-06039-00	NUT, HEX JAM, 1/4-20	1
24	10-00385-02	RELAY, 12 VDC	3
25	34-00795-09	NUT, SELF-LOCKING, 10-32	3
26	10-00328-00	RELAY, 70 AMP	3
27	34-06051-06	RIVNUT, 1/4-20	2
28	22-02336-09	FUSE, 80 AMP	1
29	34-06051-04	RIVNUT, 10-32	3
30	34-00917-16	SCREW, HX WASHHD, #10-32 X 1.00 SLTD	3
31	22-02336-01	FUSE, 20 AMP	1
32	22-02336-06	FUSE, 15 AMP	1
33	22-02336-02	FUSE, 5 AMP	1
34	12-55438-07/0202	MODULE, LOGIC BOARD, 02.02 SOFTWARE	1
35	34-00366-09	WASHER, PLAIN, #10	1
36	34-00774-00	RIVET, BLIND, .188 DIAMETER .062-.250	1
37	58-00660-00	WASHER, CONDENSATE DRAIN	2
38	34-00662-20	WASHER, PLAIN, .281 ID X 1.00 OD	1
39	34-00372-39	WASHER, LOCK, #10 EXT TOOTH	1
40	12-00504-50/0405	PROGRAM CARD	1

14.1 CONTROL BOX - CONNECTORS



14.1 CONTROL BOX - CONNECTORS (Continued)

Item	Control Box End P/N	Description	Opposite End	Part Number	Description
1	22-50078-86	4-Connector, Male	Engine Harness	22-50078-87	3 Conn. Female
2	22-50098-10	19-Way, Socket	Engine Harness	22-50098-11	19 Way, Plug
3	22-50186-00SV	Harness, Micro (ULTIMA)	Micro Display		
	22-50186-01SV	Harness, Micro (ULTRA)	Micro Display		
4	NSS	-	Engine Harness	22-50098-17	MP1, White
5	NSS	-	Engine Harness	22-50098-16	MP2, Black
6	NSS	-	Engine Harness	22-50098-18	MP3, Gray

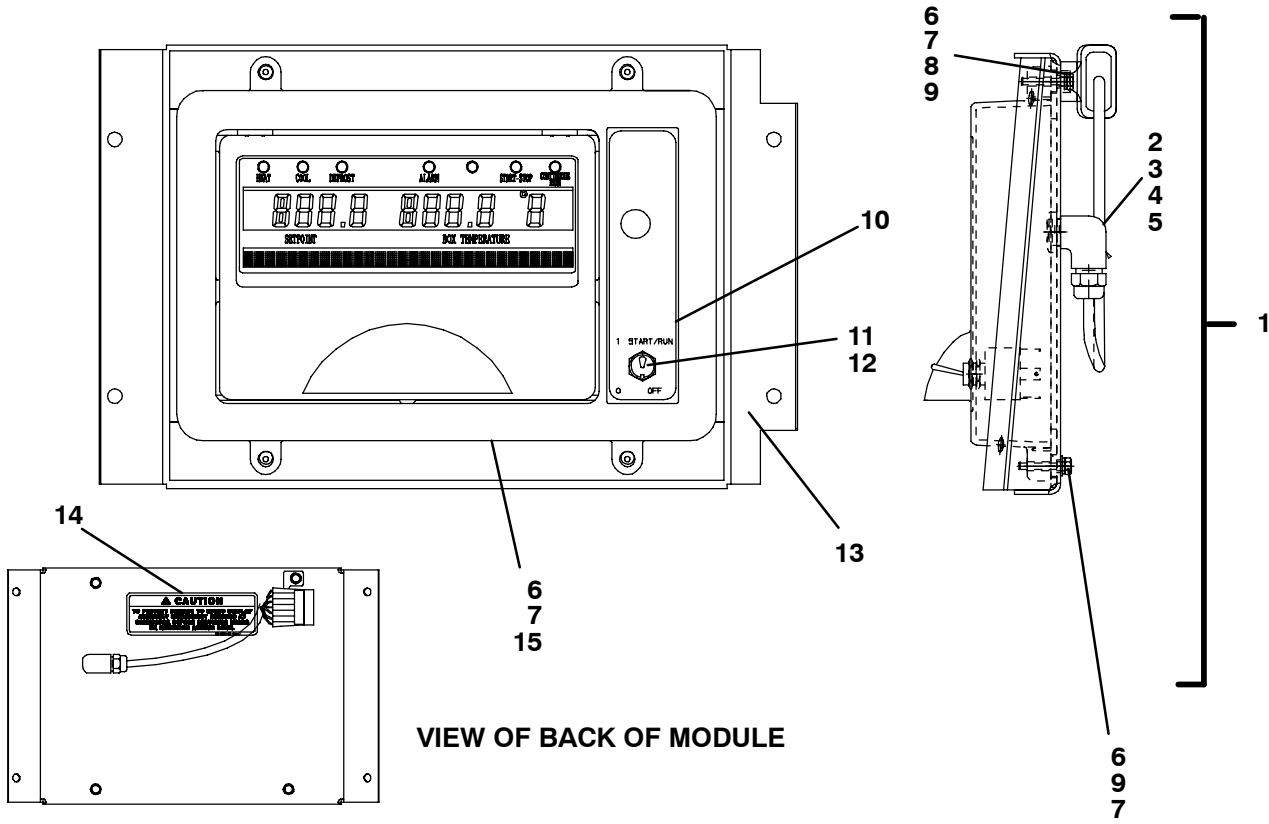
14.2 CONTROL BOX - MISCELLANEOUS

Item	Part Number	Description	Qty
7	07-00329-00	EXTRACTOR, PIN	1
8	07-00400-00	EXTRACTOR, PIN REMOVAL	1

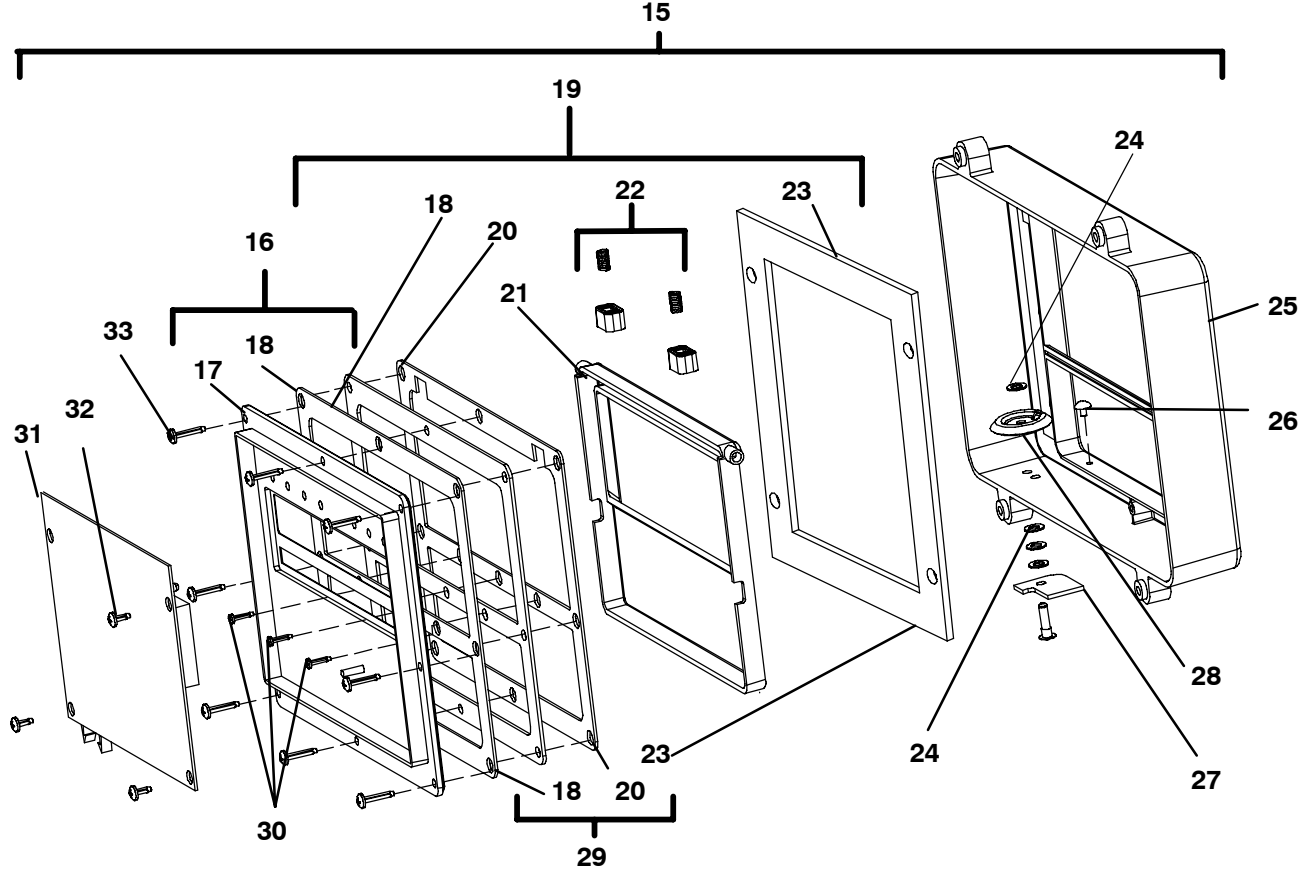
Repair Kits

Item	Part Number	Description
9	76-50091-00	1-2-3 MP Plug Repair Kit (White Wires)
10	76-50091-01	1-2-3 MP Plug Repair Kit (Black Wires)

15 ADVANCE MICROPROCESSOR ASSEMBLY - DISPLAY MODULE



VIEW OF BACK OF MODULE



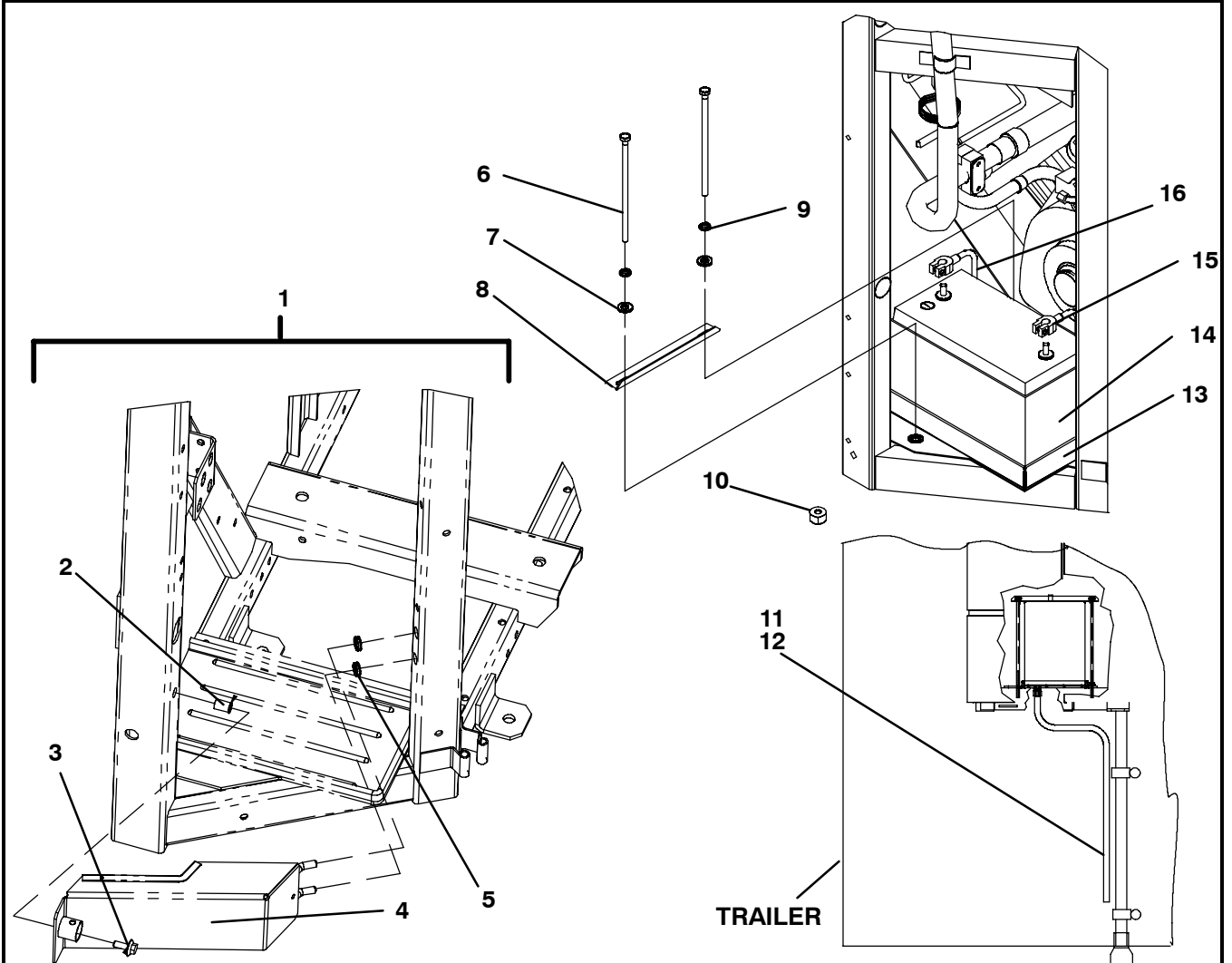
15 ADVANCE MICROPROCESSOR ASSEMBLY - DISPLAY MODULE (Continued)

Item	Part Number	Description	Qty
1	91-00313-20	DISPLAY ASSEMBLY, MODULE – INCLUDES:	1
2	22-01848-01SV	HARNESS, MICRO DISPLAY – INCLUDES:	1
3	22-50098-12SV	CONNECTOR, LIQUID TIGHT, 90° ELBOW	3
4	22-50078-45SV	CONNECTOR, MALE, 10-PIN (MATES WITH 22-50078-44SV)	1
5	22-50244-00	CONNECTOR, FEMALE, 8-PIN (INSIDE MODULE BOX)	1
6	34-01146-05	WASHER, LOCK, M5 SPRING	4
7	34-60000-25	SCREW, MACH HEXHEAD, M5 X 25MM (.98)LONG	4
8	44-60061-00	BASE, TY-WRAP	1
9	34-01151-05	WASHER, FLAT, M5	3
10	62-02448-03	DECAL, SWITCH, START/RUN	1
11	10-01129-15SV	SWITCH, TOGGLE, 1 POLE OFF/ON – INCLUDES:	1
12	42-00583-00	SEAL, PANEL BUSHING	1
13	68-13010-00	BRACKET	1
14	62-10237-00	DECAL, CAUTION, MICRO DISPLAY	1
15	91-00312-02SV	DISPLAY ASSEMBLY, MICRO MODULE – INCLUDES:	1
16	12-00450-00SV	KEY PAD ASSEMBLY – INCLUDES:	1
17	58-04340-00	SUPPORT, KEYPAD MICRO DISPLAY	1
18	42-00405-00	GASKET, MICRO DISPLAY MODULE	1
19	58-04341-02SV	DOOR ASSEMBLY, MICRO DISPLAY – INCLUDES:	1
20	42-00396-00	GASKET, MICRO DISPLAY MODULE	1
21	58-04341-01SV	WINDOW KIT, KEYPAD DOOR	1
22	58-04344-01SV	LATCH, DETENT AND SPRING ASSEMBLY	2
23	42-00406-00	GASKET, BEZEL TO BRACKET	1
18	42-00405-00	GASKET, MICRO DISPLAY MODULE	1
24	34-00829-09	WASHER, PLAIN, #10	4
25	58-04339-00	BEZEL, MICRO, DISPLAY MODULE	1
26	58-04385-00	PLUG, HOLE, .125 - .130D	2
27	58-04657-00	DEFLECTOR, MOISTURE	1
28	58-00660-00	WASHER, CONDENSATE DRAIN	1
29	58-04342-00SV	WINDOW, MICRO DISPLAY MODULE – INCLUDES:	1
23	42-00406-00	GASKET, BEZEL TO BRACKET	1
18	42-00405-00	GASKET, MICRO DISPLAY MODULE	1
20	42-00396-00	GASKET, MICRO DISPLAY MODULE	1
30	34-06129-06	SCREW, TF PNHD, # 6-19 X 0.38L	3
31	12-00439-02RP	DISPLAY BOARD ASSEMBLY, MICRO	1
32	34-06196-10	SCREW, TF PNHD, M4.2 X 1.4 X 9.5 LONG	4
33	34-06196-11	SCREW, TF PNHD, M4.2 X 1.4 X 19 LONG	8

15.1 MICROPROCESSOR ACCESSORIES

22-01690-00	CABLE, PC (3-PIN)	1
22-50078-05SV	CONNECTOR PACKAGE, FEMALE (SERIAL PORT, 3-PIN)	1
22-50078-08SV	CAP, CONNECTOR (SERIAL PORT, 3-PIN)	1
76-00535-01	MICRO BOTTOM PANEL	1
22-50180-00	CONFIGURATION JUMPER	1
22-50180-01	PC MODE JUMPER	1
22-01737-04	DOWNLOADER CABLE (20-FOOT LONG)	1
12-00478-05SV	DATAMANAGER SOFTWARE, DISK	1
12-00478-04SV	DATAMANAGER SOFTWARE, CD	1
12-00504-50/0202	PROGRAM CARD	1
12-00503-50	7-UNIT DOWNLOAD CARD	1
12-00505-52	DATATRAK OPTION PC CARD	1
12-00505-70	INTELLISET OPTION PC CARD	1
12-00506-50	CONFIGURATION PC CARD	1
12-00542-00	SERVICE MANAGER, CD	1
12-00542-40	SERVICE MANAGER, DISK	1
12-00543-10	PRINTER, PORTABLE WITH AC AND DC ADAPTER	1
12-00543-01	PAPER ROLLS, PACK OF 5	1
12-00543-02	BATTERY PACK, RECHARGEABLE	1
12-00543-03	120V AC ADAPTER	1
12-00543-04	120V AC ADAPTER, VEHICLE	1
79-60598-00	DATA COLD 500T	1

16 BATTERY BOX

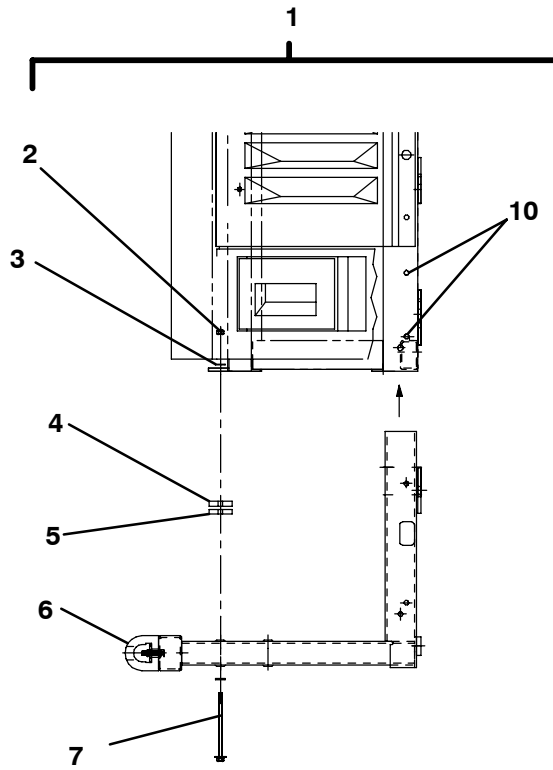


Item	Part Number	Description	Qty
1	76-00561-00	KIT, ANTI-THEFT BATTERY BRACKET – INCLUDES:	1
2	34-06051-11	RIVNUT, 5/16-18	1
3	34-00919-08	SCREW, HEXHD, 1/4-20 X 1.00	1
4	86-03061-00	BRACKET ASSEMBLY	1
5	58-00065-76	GROMMET, .38 ID X .62 OD	2
6	34-01247-88	SCREW, CAP, HEX HEAD, 5/16-18 X 11.00 LONG - SST	2
7	34-01264-12	WASHER, PLAIN, 5/16 - SST	2
8	68-11596-00	ANGLE, BATTERY HOLD-DOWN	1
9	34-00663-12	LOCKWASHER, 5/16 - SST	2
10	34-00363-12	NUT, HEX 5/16-18	2
11	58-01337-00	HOSE, DRAIN, 3/8 ID	1
12	44-00045-26	CLAMP, 31-.88 WORM	2
13	58-01335-00	TRAY, BATTERY	1
14	PL	BATTERY, 12 VOLT	1
15	22-01633-00	BATTERY CABLE, POSITIVE, POST TYPE	1
	22-01633-10	BATTERY CABLE, POSITIVE, SCREW TYPE	1
16	22-01633-01	BATTERY CABLE, NEGATIVE, POST TYPE	1
	22-01633-11	BATTERY CABLE, NEGATIVE, SCREW TYPE	1

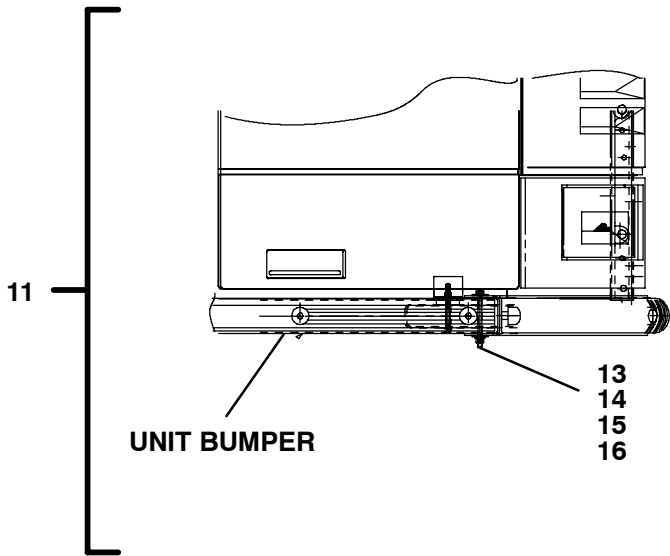
17 OPTIONS

17.1 BUMPERS

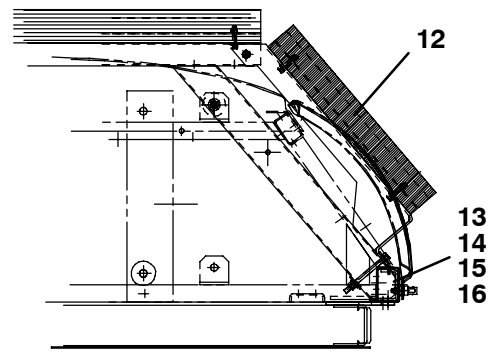
17.1.1 UNIT BUMPER



BOTTOM BUMPER



UNIT BUMPER

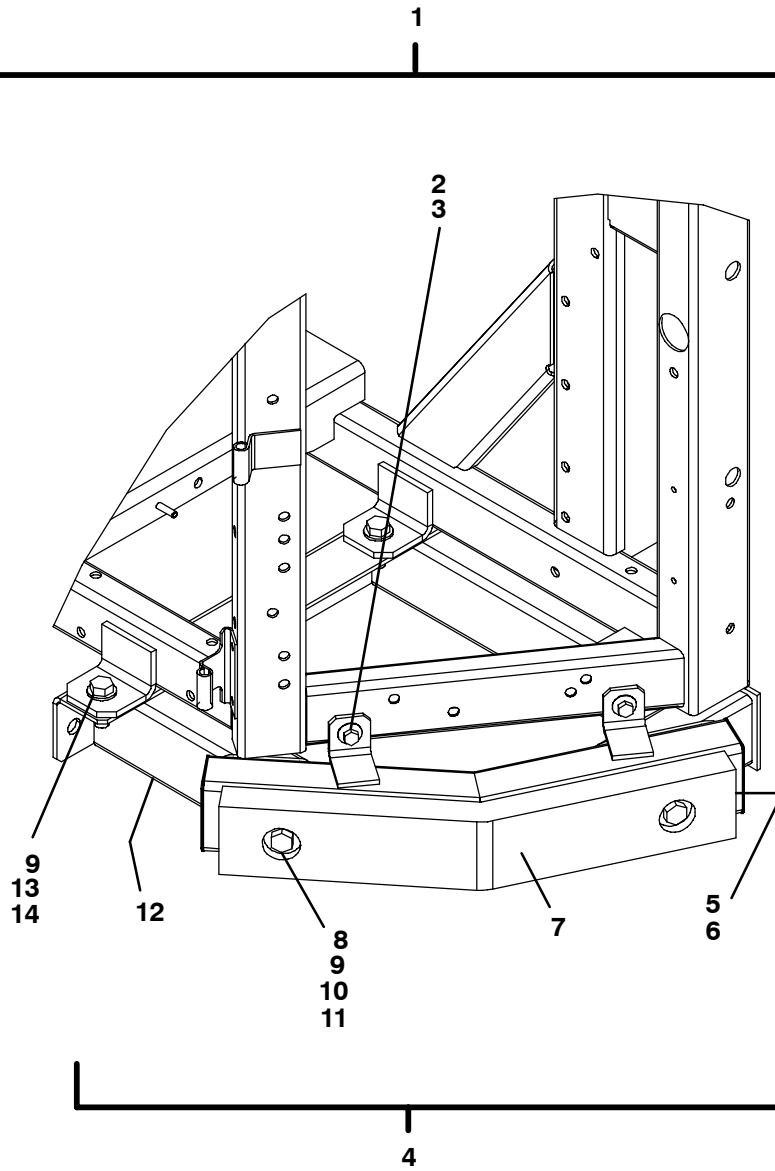


BOTTOM OF UNIT

17.1.1 UNIT BUMPER KIT (Continued)

Item	Part Number	Description	Qty
1	76-00524-00	UNIT BUMPER KIT – INCLUDES:	1
2	34-00361-13	NUT, SELF LOCK, 3/8-16	4
3	34-00366-13	WASHER, PLAIN, 3/8	12
4	34-01249-21	SPACER	2
5	34-01249-26	SPACER	2
6	58-01330-00	BUMPER, EXTRUDED, RUBBER	A/R
7	34-00304-28	SCREW, CAP HEXHEAD, 3/8-16 X 3.50	2
8	34-00304-40	SCREW, CAP HEXHEAD, 3/8-16 X 5.00	2
9	48-60072-00	SPACER	2
10	34-06051-07	RIVNUT, 1/4-20	7
11	76-00524-01	MICRO BUMPER KIT, USE WITH UNIT BUMPER KIT – INCLUDES:	1
12	58-01330-00	BUMPER, EXTRUDED, RUBBER	A/R
13	34-00308-36	SCREW, CAP HXHD, 1/2-13 X 4.50	2
14	34-00363-15	NUT, HEX, 1/2-13	2
15	34-00366-15	WASHER, PLAIN, 1/2	4
16	34-00368-15	WASHER, LOCK, 1/2 SPRING	2

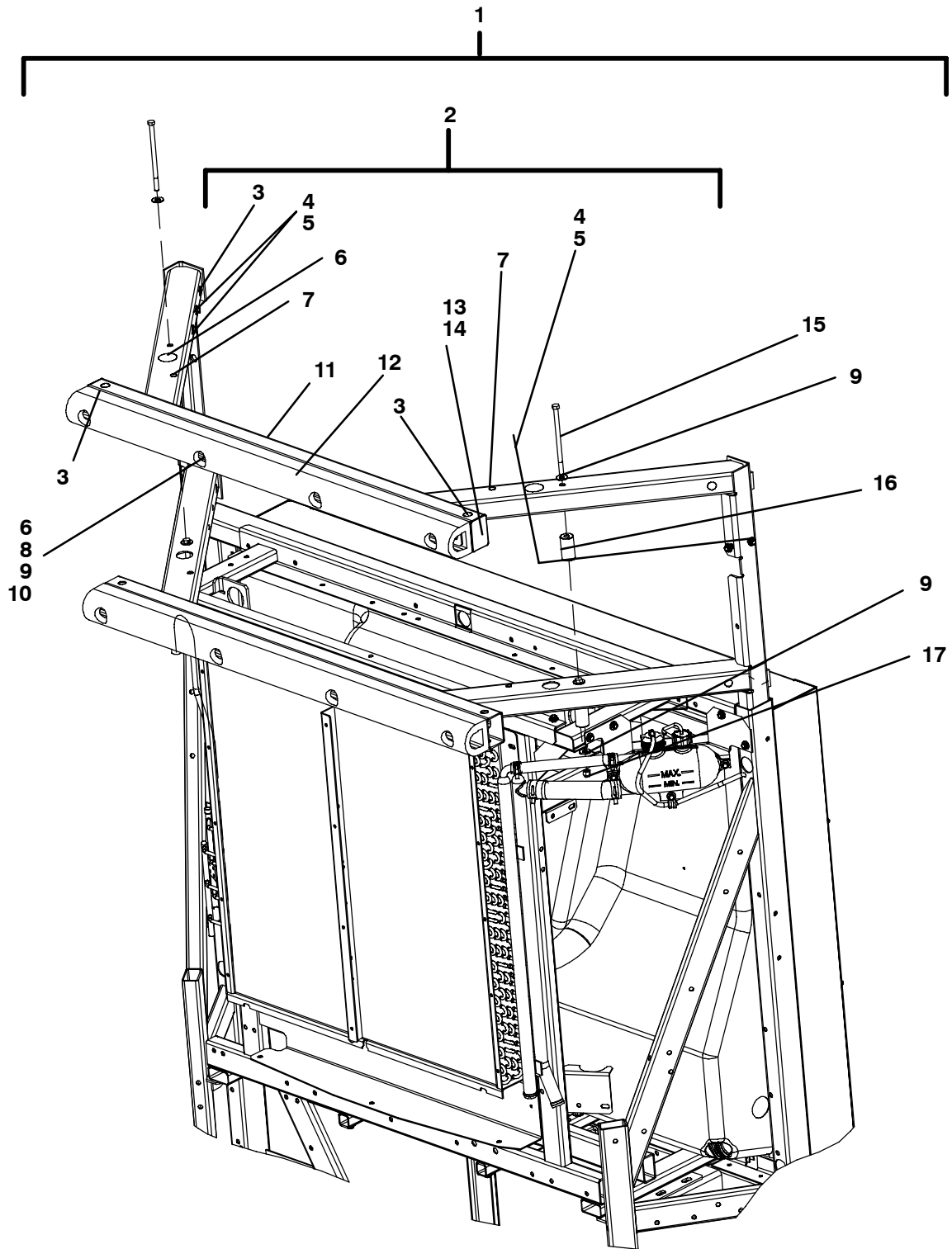
17.1.2 STAND-ALONE MICRO BUMPER



17.1.2 STAND-ALONE MICRO BUMPER (Continued)

Item	Part Number	Description	Qty
1	76-00559-00	BUMPER KIT, MICRO, STAND ALONE – INCLUDES:	1
2	34-00919-08	SCREW, HX WASHHD, 5/16-18 X 1.00 INCH LONG	2
3	34-06051-10	RIVNUT, 5/16-18	2
4	79-02343-00	BUMPER ASSEMBLY, MICRO – INCLUDES:	1
5	58-04099-04	PLUG, RUBBER, 1.737 X 2.737 RECT.	2
6	86-03054-00	FRAME ASSEMBLY, MICRO BUMPER	1
7	58-01372-01	BUMPER, RUBBER, 1.25 X 3.00 INCH	1
8	34-00366-15	WASHER, PLAIN, 1/2 INCH	2
9	34-00678-12	SCREW, CAP HXHD, 1/2-13 X 1.50 INCH LONG	2
10	34-00918-08	SCREW, HX WASHHD, 1/4-20 X 1.00 INCH LONG	2
11	34-06051-06	RIVNUT, 1/4-20	2
12	86-03055-00	PLATE ASSEMBLY, NUT, MICRO BUMPER	2
13	34-00361-15	NUT, SELF LOCK, 1/2-13	2
14	34-00588-15	WASHER, PLAIN, 1/2 INCH	4
9	34-00678-12	SCREW, CAP HXHD, 1/2-13 X 1.50 INCH LONG	2

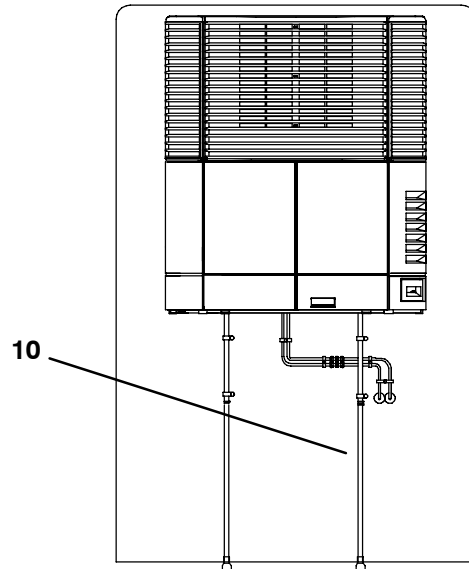
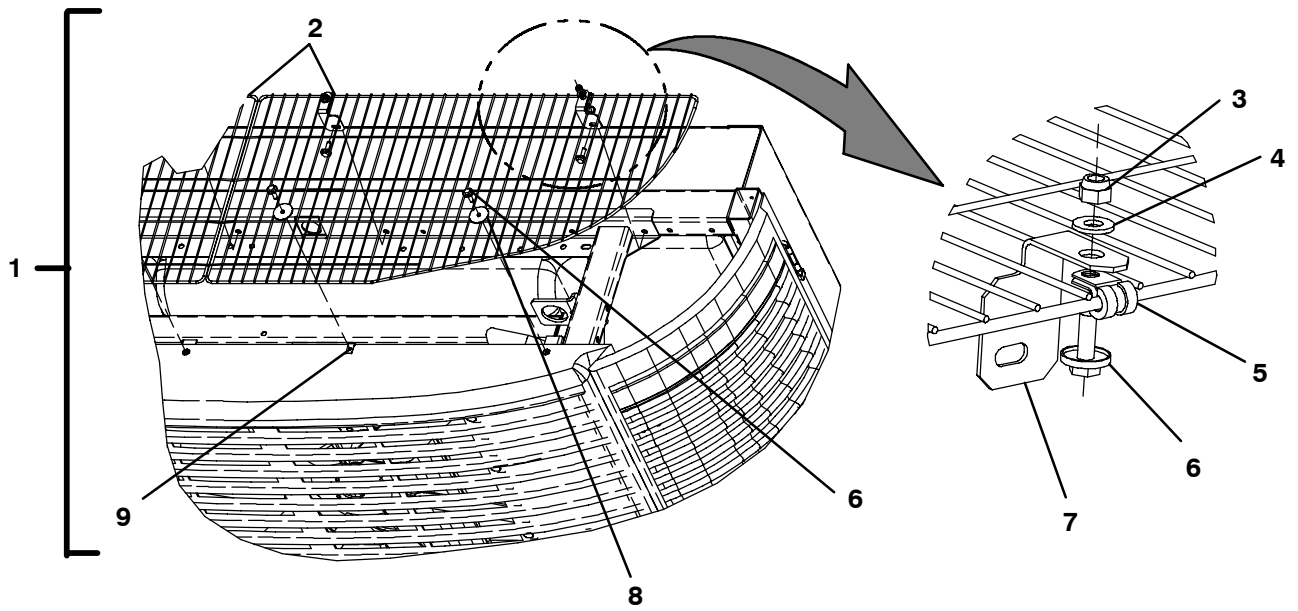
17.1.3 CONDENSER BUMPER KIT



17.1.3 CONDENSER BUMPER KIT (Continued)

Item	Part Number	Description	Qty
1	76-00792-00	BUMPER KIT, UPPER – INCLUDES:	1
2	79-01950-00	BUMPER ASSEMBLY, UPPER – INCLUDES:	1
3	58-00616-01	PLUG, HOLE, 0.69 DIAMETER X .12 PANEL	8
4	34-01294-08	SCREW, CAPT WASH, 1/4-20 X 1.00 INCH LONG	8
5	34-06051-06	RIVNUT, 1/4-20	8
6	58-00616-16	PLUG, HOLE, 1.50 DIAMETER X .12 PANEL	4
7	58-00616-02	PLUG, HOLE, 0.50 DIAMETER X .12 PANEL	8
8	34-00304-16	SCREW, CAP HXHD, 3/8-16 X 2.00 INCH LONG	4
9	34-00366-13	WASHER, PLAIN, 3/8 INCH ID	4
10	34-00368-13	WASHER, LOCK, 3/8 INCH SPRING	4
11	86-04673-00	FRAME ASSEMBLY, UPPER BUMPER	1
12	58-01372-00	BUMPER, RUBBER, 1.25 X 3.00	1
13	58-04099-04	PLUG, RUBBER, 1.737 X 2.737 RECT.	2
14	86-02992-00	PLATE ASSEMBLY, NUT	1
15	34-00304-52	SCREW, CAP HXHD, 3/8-16 X 6.50 INCH LONG	2
16	48-00419-00	SPACER, BUMPER FRAME	2
17	34-00361-13	NUT, SELF LOCK, 3/8-16	2
9	34-00366-13	WASHER, PLAIN, 3/8 INCH ID	4

17.2 TOP GRILLE AND DRAINLINE EXTENSION KITS



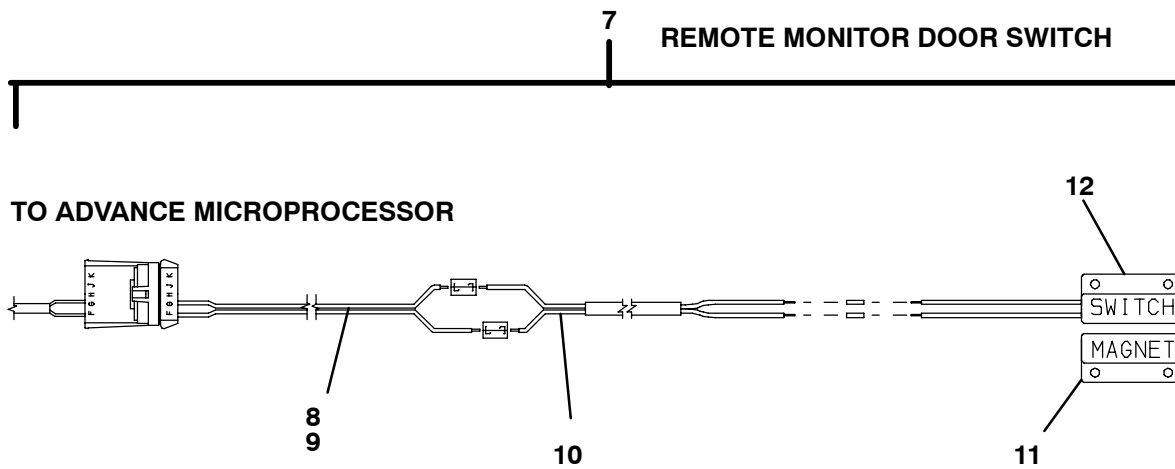
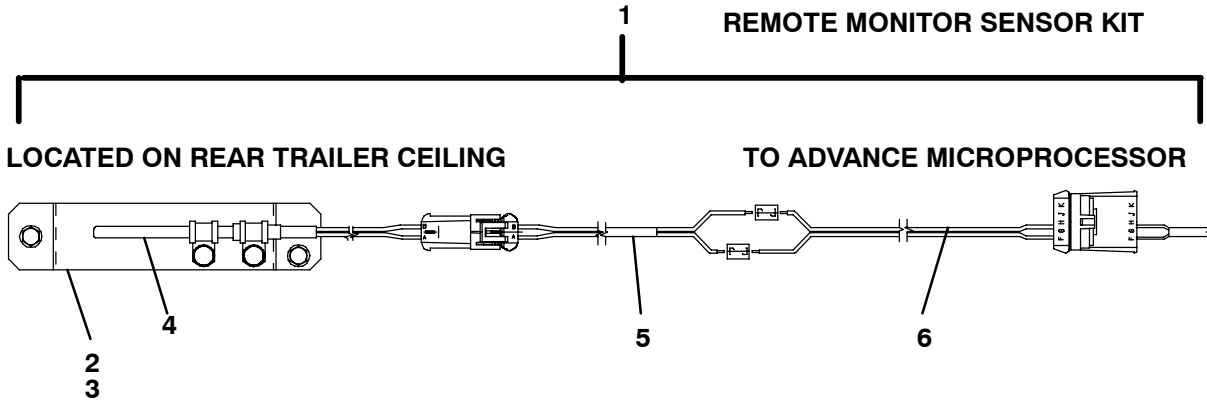
17.2.1 TOP GRILLE KIT

Item	Part Number	Description	Qty
1	76-00556-00	TOP GRILLE KIT – INCLUDES:	1
2	73-00334-20	GRILLE, ROAD SIDE AND CURB SIDE SET	1
3	34-00361-11	NUT, SELF LOCK, 1/4-20	4
4	34-00588-11	WASHER, PLAIN, 1/4 SAE	4
5	34-00373-51	CLAMP. TUBE, .25 DIAMETER CUSHION	4
6	34-00918-08	SCREW, HEX WASHHD, 1/4-20 X 1.00	8
7	68-07868-00	BRACKET	1
8	34-00662-19	WASHER, PLAIN, .256 ID X 1.50 OD	4
9	34-06040-00	NUT, SPEED, “U”	1

17.2.2 DRAINLINE EXTENSION KIT

10	76-00554-00	KIT, EVAPORATOR DRAINLINE EXTENSION (OPTION)	1
----	-------------	--	---

17.3 REMOTE MONITORS



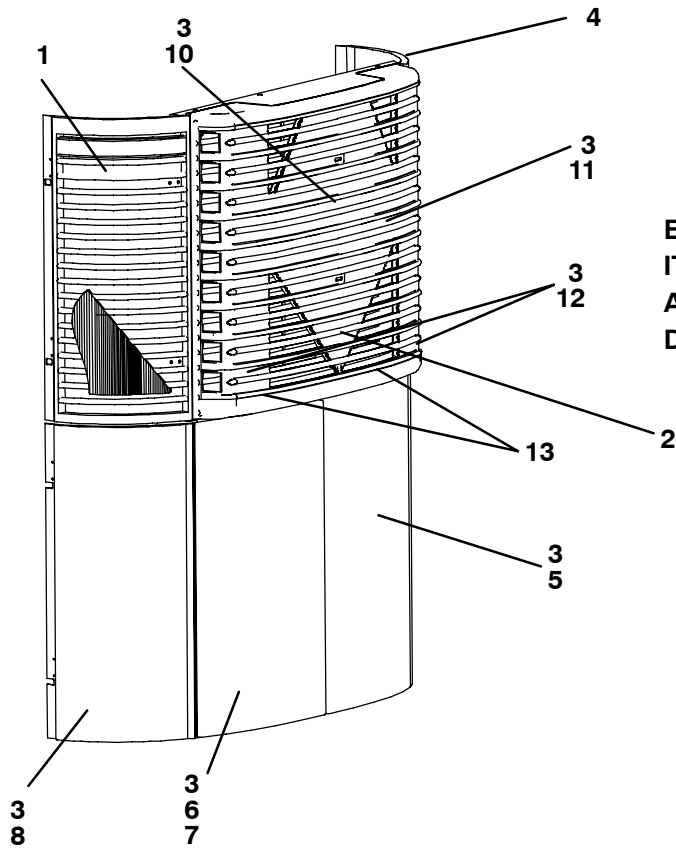
17.3.1 REMOTE MONITOR SENSOR KIT, STANDARD AND 100-FOOT

Item	Part Number	Description	Qty
1	76-00725-00	REMOTE MONITOR SENSOR KIT, STANDARD – INCLUDES:	1
	76-00725-03	REMOTE MONITOR SENSOR KIT, 100-FOOT – INCLUDES:	1
2	67-00051-00	BRACKET, REMOTE SENSOR	1
3	42-01170-01	GASKET	1
4	22-01940-00	HARNESS, RAS	1
5	22-01857-00	HARNESS, REMOTE SENSOR, STANDARD	1
	22-01857-01	HARNESS, REMOTE SENSOR, 100-FOOT	1
6	22-01926-00	HARNESS, REMOTE SENSOR	2

17.3.2 REMOTE MONITOR DOOR SWITCH

7	76-00725-01	REMOTE MONITOR DOOR SWITCH – INCLUDES:	1
8	22-01926-00	HARNESS, REMOTE SENSOR	2
9	22-01926-01	HARNESS, REMOTE SENSOR	2
10	22-01555-00	CABLE, 3 CONDUCTOR, 18AWG	A/R
11	12-00419-03	MAGNET, DOOR SWITCH	1
12	12-00419-04	SWITCH, MAGNETIC (DOOR OPEN, SWITCH OPEN)	1

17.4 STEALTH KIT



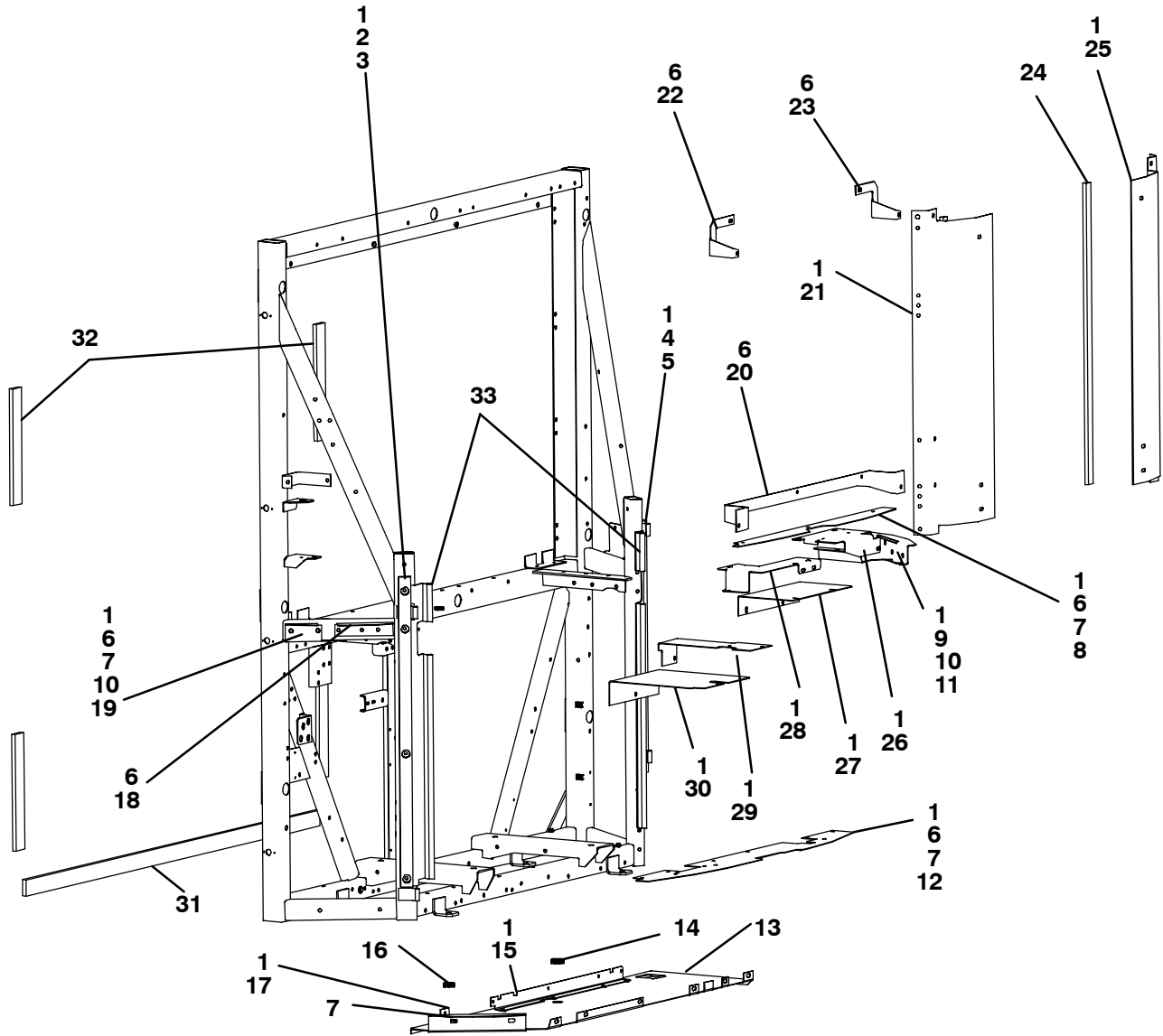
EXCEPT FOR FRONT GRILLE (IT. 2)
ITEMS CALLED OUT IN THIS VIEW
ARE LOCATED ON BACK SIDE OF
DOORS AND GRILLES

17.4 STEALTH KIT (Continued)

Item	Part Number	Description	Qty
17.4.1 BASIC AND FULL STEALTH			
1	42-01182-00	INSULATION, CURBSIDE (UPPER)	1
2	58-04429-00	GRILLE, FRONT	1
3	58-01214-00	PLUG, FOAM INSTALLATION	A/R
4	42-01182-01	INSULATION, ROADSIDE (UPPER)	1
5	42-01181-00	INSULATION, ROADSIDE (FRONT)	1
6	42-00174-48	GASKET	1
7	42-01180-00	INSULATION, CURBSIDE (FRONT)	1
8	42-01178-00	INSULATION, CURBSIDE (LOWER)	1
9	58-01288-03	RIVET, RACHET	28
17.4.2 FULL STEALTH ONLY			
10	42-00517-01	INSULATION, FRONT GRILLE, CURBSIDE	1
11	42-00517-00	INSULATION, FRONT GRILLE, ROADSIDE	1
12	42-00518-00	INSULATION, FRONT GRILLE	2
13	42-00547-00	INSULATION, DOOR SEAL	2

NOTE: ROADSIDE OUTER (MICRO) DOOR HAS NO INSULATION.

17.4 STEALTH KIT (Continued)



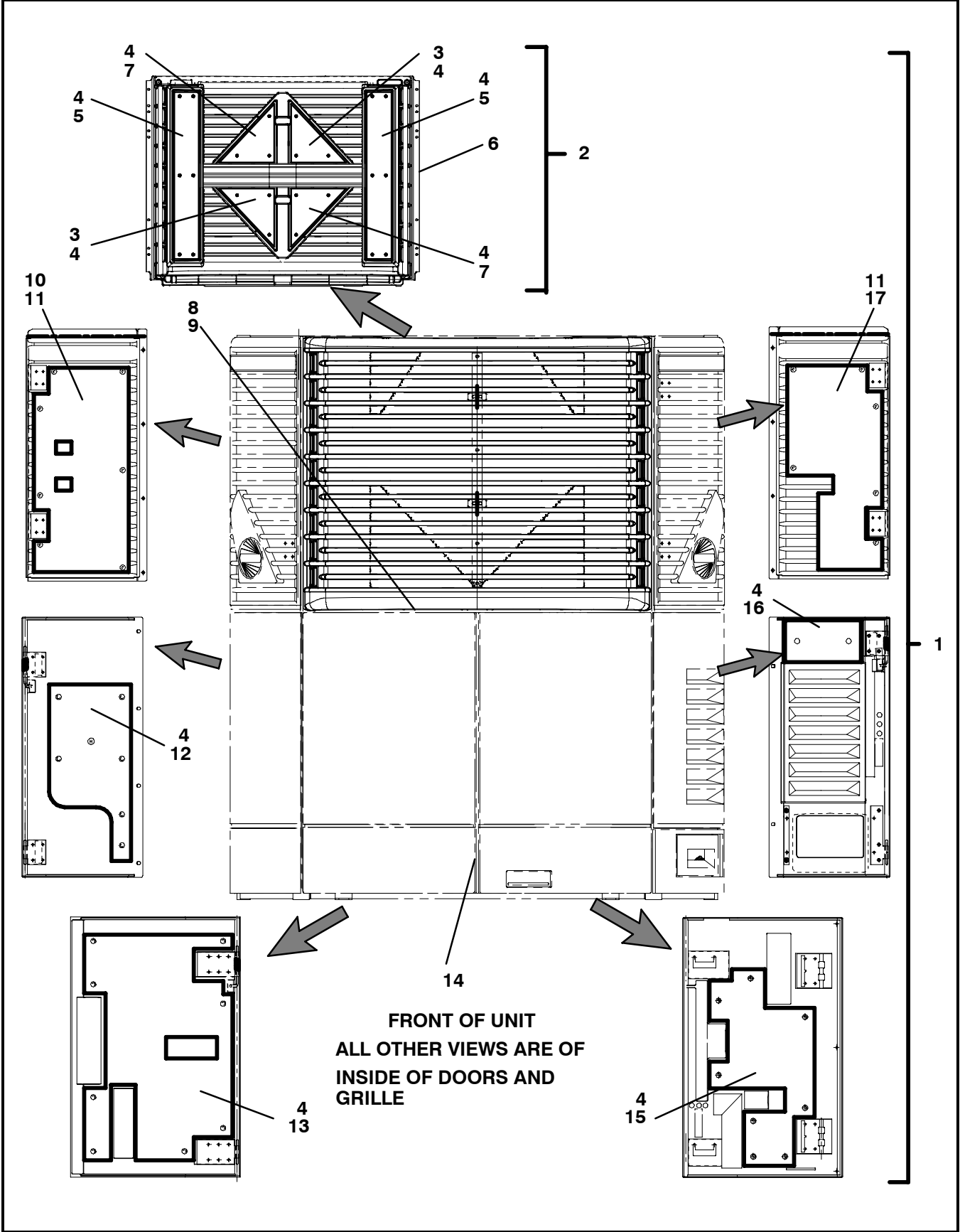
17.4 STEALTH KIT (Continued)

Item	Part Number	Description	Qty
17.4.3 BASIC AND FULL STEALTH			
1	34-00918-06	SCREW, HX WASHHD, 1/4-20 X .75	A/R
2	42-00428-00	INSULATION, CURBSIDE	1
3	68-07836-00	BAFFLE, CURBSIDE	1
4	42-00437-00	INSULATION, ROADSIDE	1
5	68-07835-00	BAFFLE, ROADSIDE	1
6	34-06051-06	RIVNUT, 1/4-20	A/R
7	42-00264-04	SEAL, TRIM	A/R
8	68-13665-00	BAFFLE, CENTER, FULL STEALTH ONLY	1
	68-13040-00	BAFFLE, CENTER, BASIC STEALTH ONLY	1
9	42-00183-00	TRIM, FLEXIBLE	A/R
10	58-00065-44	GROMMET, 1.38 ID X 1.62 OD	2
11	68-13031-00	BAFFLE	1
12	68-07405-01	PANEL	1
13	68-13049-00	COVER, BOTTOM	1
14	58-00065-08	GROMMET, .88 ID X 1.25 OD	1
15	68-13126-00	ANGLE	1
16	58-00065-65	GROMMET, .75 ID X 1.06 OD	1
17	68-13125-00	ANGLE	1
18	68-13043-00	BAFFLE, CURBSIDE	1
19	68-13063-00	BAFFLE	1
17.4.4 FULL STEALTH ONLY			
20	68-13685-00	BRACKET	1
21	68-13656-00	BAFFLE, CURBSIDE	1
22	68-13672-00	BRACKET	1
23	68-13673-00	BRACKET	1
24	42-00426-11	INSULATION, VERTICAL BAFFLE	2
25	68-13655-00	BAFFLE, ROADSIDE	1
26	68-13127-00	BAFFLE	1
27	68-14417-00	BAFFLE	1
28	68-13351-00	BAFFLE	1
29	68-14410-00	BAFFLE, CENTER UPPER ENGINE	1
30	68-13689-00	BAFFLE, CS UPPER ENGINE	1
31	42-00584-02	GASKET	1
32	42-00584-00	GASKET	4
33	42-00264-10	SEAL TRIM, 10-FOOT PIECE	A/R

NOTE: LOWER R.S. DOOR (NEAREST MICRO) HAS NO INSULATION ON THE INSIDE SURFACE.

17.5 NOISE REDUCTION RETROFIT KIT

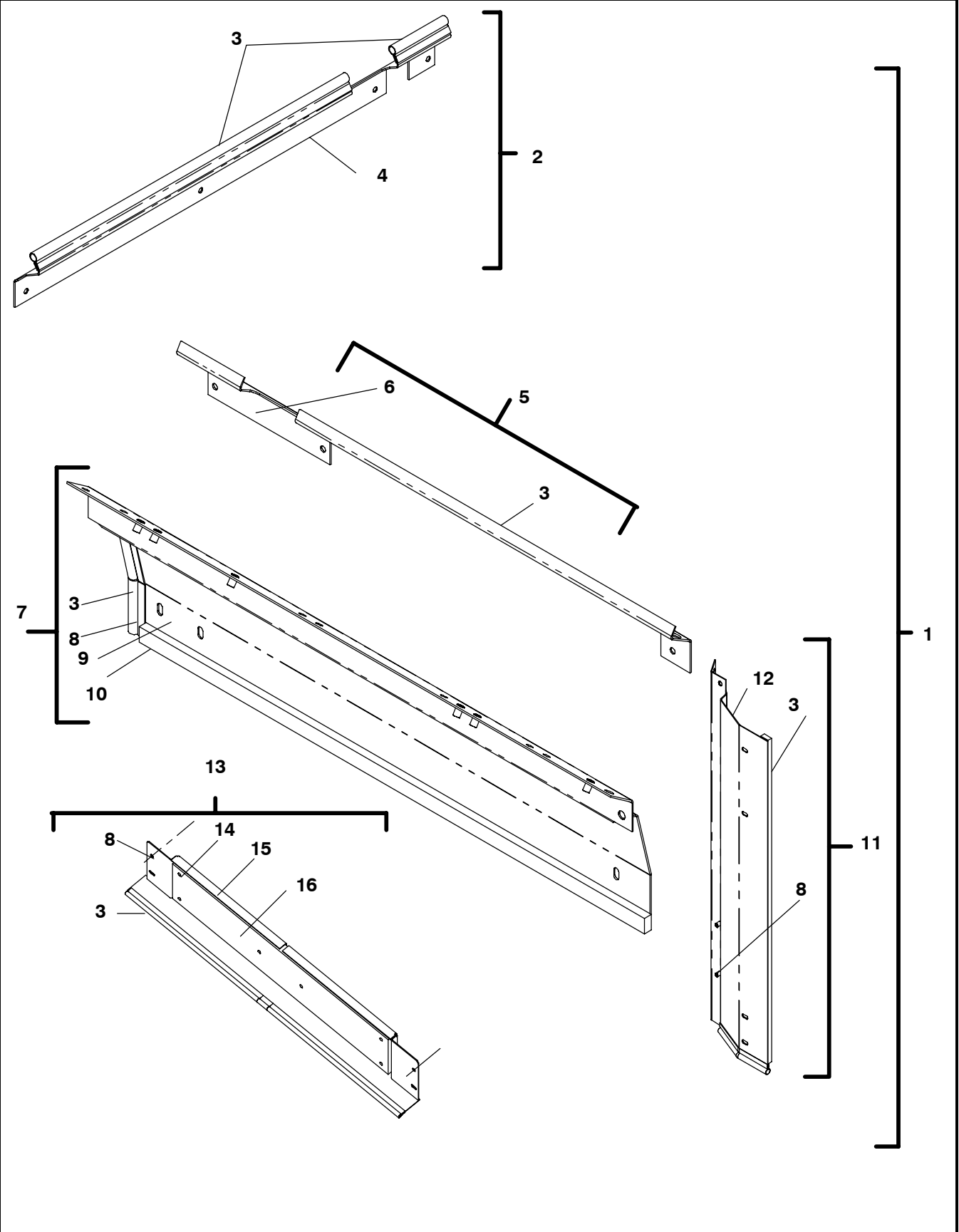
17.5.1 DOOR AND GRILLE INSULATION



17.5.1 NOISE REDUCTION RETROFIT KIT - DOOR AND GRILLE INSULATION (Continued)

Item	Part Number	Description	Qty
1	76-00714-02	NOISE REDUCTION KIT – INCLUDES:	1
2	79-01815-01	GRILLE ASSEMBLY, STEALTH – INCLUDES:	1
3	42-00616-01	INSULATION, CENTER GRILLE	2
4	58-01214-00	PLUG, PLASTIC	24
5	42-00518-00	INSULATION, FRONT GRILLE	2
6	58-04429-04	GRILLE	1
7	42-00616-00	INSULATION, CENTER GRILLE	2
8	42-00547-00	DOOR SEAL	2
9	42-00264-10	SEAL, TRIM, BLACK	A/R
10	42-01182-02	INSULATION, CURBSIDE (UPPER)	1
11	58-01288-02	RIVET, RATCHET	28
12	42-01178-00	INSULATION, CURBSIDE	1
13	42-01180-00	INSULATION, CURBSIDE (FRONT)	1
14	42-00174-48	GASKET, .19 X 1.38 X 42.00	1
15	42-00605-00	INSULATION, ROADSIDE (FRONT)	1
16	42-00426-09	INSULATION, ROADSIDE (LOWER)	1
17	42-01182-01	INSULATION, ROADSIDE (UPPER)	1
4	58-01214-00	PLUG, PLASTIC	24

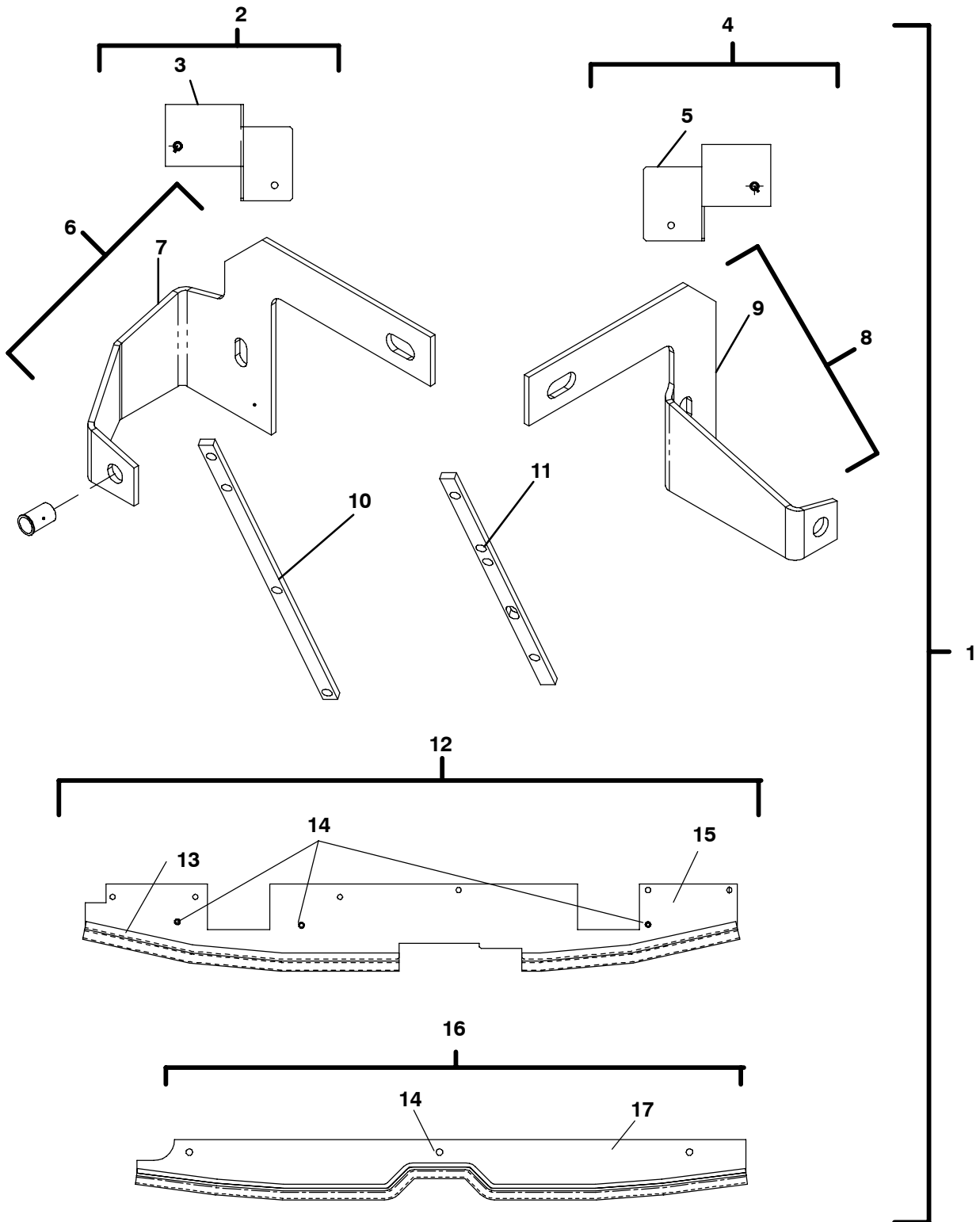
17.5.2 STEALTH RETROFIT KIT - BAFFLES



17.5.2 STEALTH RETROFIT KIT - BAFFLES (Continued)

Item	Part Number	Description	Qty
1	76-00714-02	NOISE REDUCTION KIT – INCLUDES:	1
2	79-02345-00	BAFFLE ASSEMBLY, VERTICAL FRAME TUBE – INCLUDES:	1
3	42-00264-04 FT.	SEAL, TRIM, BLACK	A/R
4	68-07836-00	BAFFLE, CURBSIDE	1
5	79-02344-00	BAFFLE ASSEMBLY, VERTICAL FRAME TUBE – INCLUDES:	1
3	42-00264-04 FT.	SEAL, TRIM, BLACK	A/R
6	68-07835-00	BAFFLE, ROADSIDE	1
7	79-01816-00	BAFFLE ASSEMBLY, RS FRONT GRILLE – INCLUDES:	1
3	42-00264-04 FT.	SEAL, TRIM, BLACK	A/R
8	34-06051-06	RIVNUT, 1/4-20	6
9	68-13655-00	BAFFLE, ROADSIDE	1
10	42-00426-10	INSULATION	1
11	79-01817-00	BAFFLE ASSEMBLY, CS FRONT GRILLE – INCLUDES:	1
8	34-06051-06	RIVNUT, 1/4-20	6
3	42-00264-04 FT.	SEAL, TRIM, BLACK	A/R
12	68-13656-00	BAFFLE, CURBSIDE	1
13	79-01818-00	BAFFLE ASSEMBLY, FRONT GRILLE, – INCLUDES:	1
3	42-00264-04 FT.	SEAL, TRIM, BLACK	A/R
14	58-01288-02	RIVET, RATCHET	12
15	42-00526-00	INSULATION	1
16	68-13661-00	BAFFLE, CENTER	1
8	34-06051-06	RIVNUT, 1/4-20	2
17	68-13667-00	BAFFLE, CENTER	1

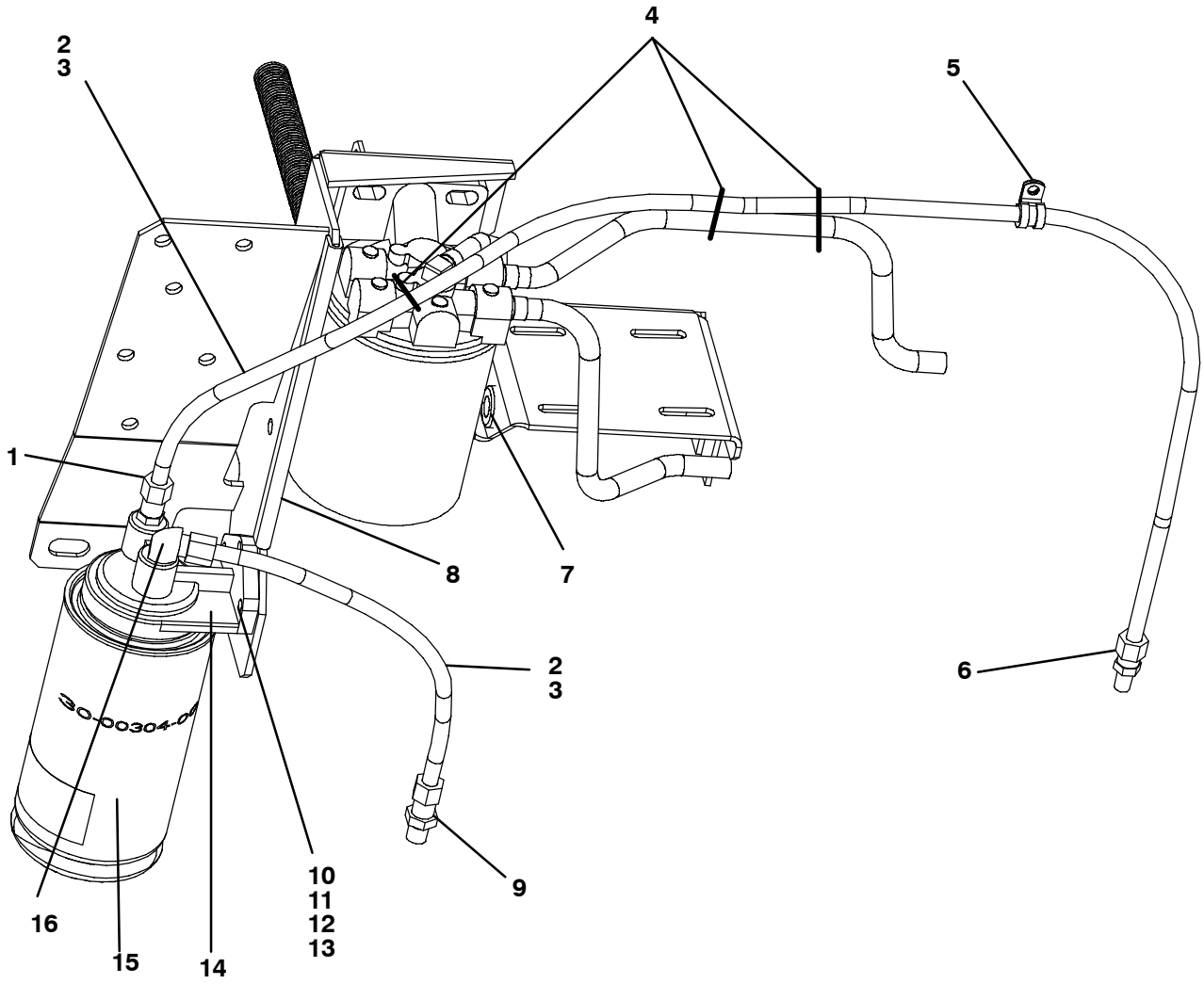
17.5.3 NOISE REDUCTION RETROFIT KIT - INSULATION, BRACKETS AND PANEL



17.5.3 NOISE REDUCTION RETROFIT KIT - INSULATION, BRACKETS AND PANEL (Continued)

Item	Part Number	Description	Qty
1	76-00714-02	NOISE REDUCTION KIT – INCLUDES:	1
2	79-01847-00	BRACKET ASSEMBLY, LOWER BAFFLE – INCLUDES:	1
3	68-08038-00	BRACKET ASSEMBLY, LOWER BAFFLE	1
4	79-01847-01	BRACKET ASSEMBLY, LOWER BAFFLE INCLUDES:	1
5	68-08038-01	BRACKET ASSEMBLY, LOWER BAFFLE	1
6	79-01822-00	BRACKET ASSEMBLY, UPPER BAFFLE, CS – INCLUDES:	1
7	68-08043-00	BRACKET	1
8	79-01823-00	BRACKET ASSEMBLY, UPPER BAFFLE, RS	1
9	68-13673-00	BRACKET	1
10	42-00428-00	INSULATION, CS VERT FRAME RAIL	1
11	42-00437-00	INSULATION, RS VERT FRAME RAIL	1
12	79-01716-00	PANEL ASSEMBLY, LOWER DOOR CLOSURE – INCLUDES:	1
13	42-00264-04 FT.	SEAL, TRIM, BLACK	A/R
14	34-06051-06	RIVNUT, 1/4-20	2
15	68-07405-01	PANEL	1
16	79-01819-00	PANEL ASSEMBLY, LOWER CENTER – INCLUDES:	1
17	68-13665-00	BAFFLE	1
14	34-06051-06	RIVNUT, 1/4-20	6
18	34-01294-06	MISCELLANEOUS PARTS - INCLUDE:	30
	34-01294-06	SCREW,CAPT WASH 1/4-20 X .75	30
	34-06051-06	RIVNUT, 1/4-20	28
	42-00264-00	SEAL, TRIM, BLACK (SOLD IN 10-FOOT PIECES)	A/R
	58-00065-66	GROMMET, .56 ID X .81 OD	1
	58-01288-02	RIVET, RATCHET	28

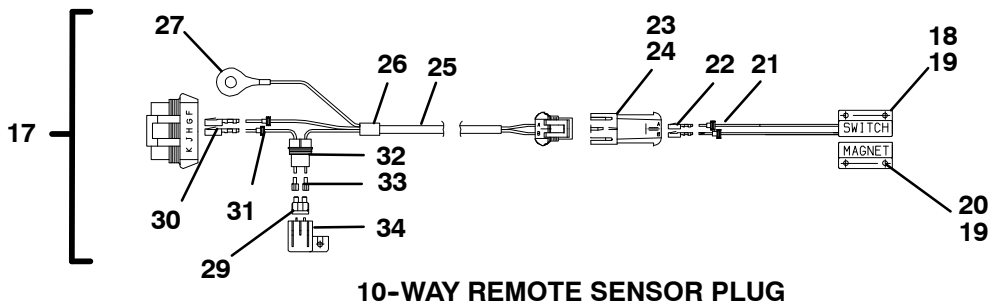
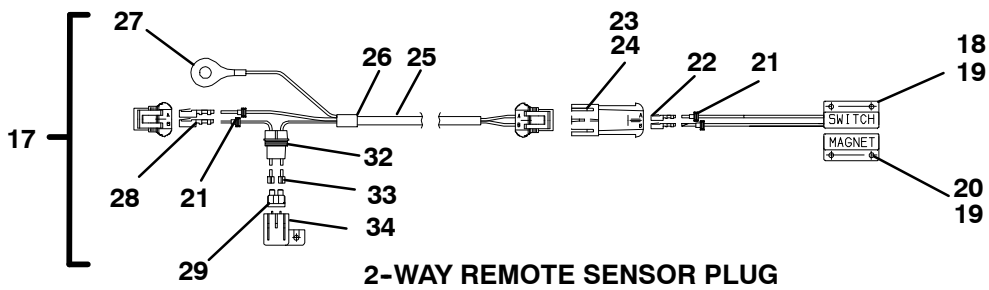
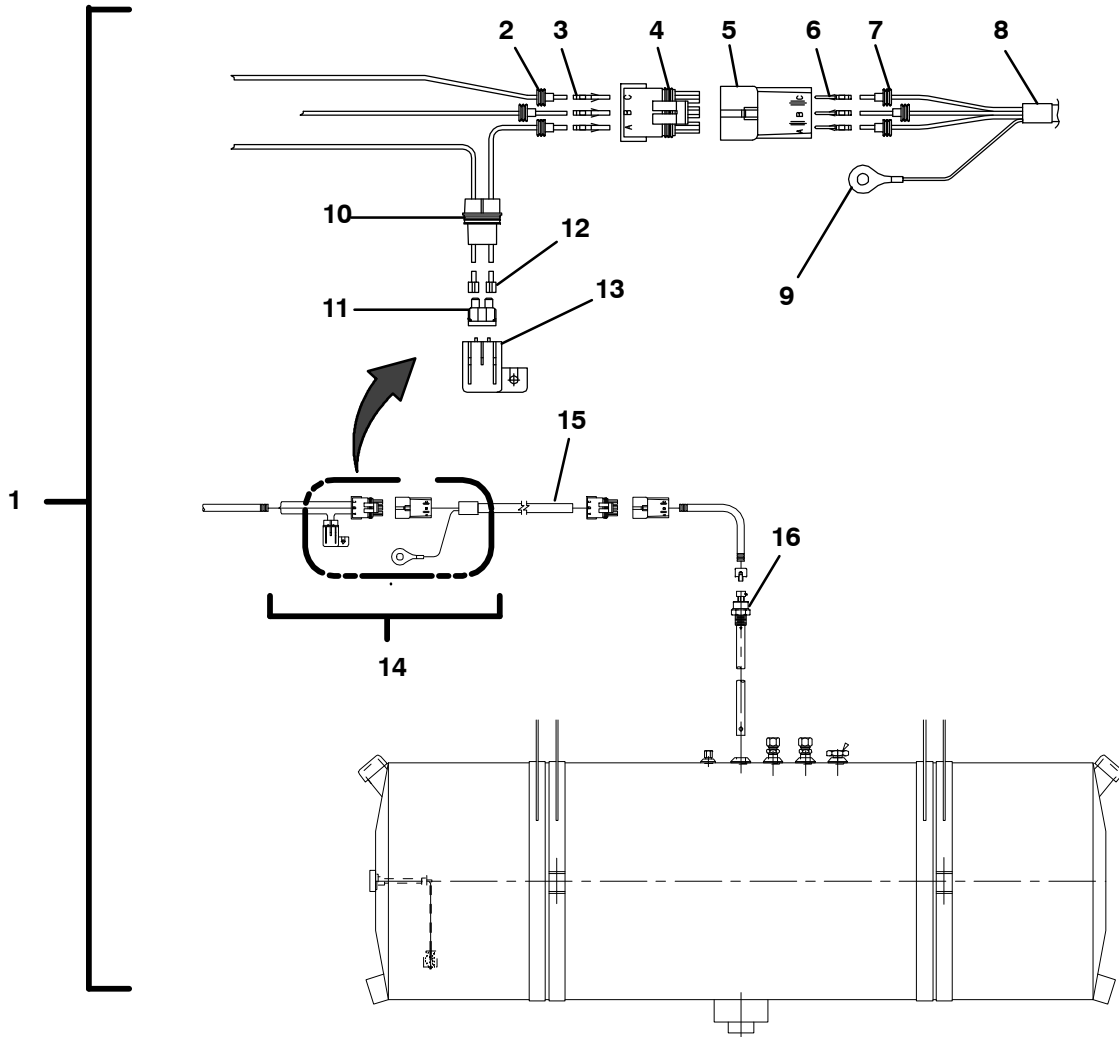
17.6 BY-PASS OIL FILTER



17.6 BY-PASS OIL FILTER (Continued)

Item	Part Number	Description	Qty
1	40-00343-02	CONNECTOR, MALE, 1/4 NPT X 3/8 TUBE	1
2	58-00508-00 F09	TUBE, BLACK, .375 OD	A/R
3	58-01333-08 F12	SLEEVE, 1/2 INCH FLEXGUARD	A/R
4	58-00079-02	STA-STRAP, 0-1.75 INCH DIAMETER CABLE	3
5	34-00373-03	CLAMP, TUBE, .38 DIAMETER CUSHION	1
6	40-00343-07	CONNECTOR, MALE, 3/8 TUBE X 1/8 NPTE	2
7	58-00915-00	GROMMET, RUBBER	1
8	42-00183-00 F25	TRIM, FLEXIBLE	A/R
9	40-00507-00	CONNECTOR, MALE, 3/8 TUBE X M12X1.5	1
10	34-00300-10	SCREW, CAP HXHD, 1/4-20 X 1.25	3
11	34-00363-11	NUT, HEX, 1/4-20	3
12	34-00368-11	WASHER, LOCK, 1/4 SPRING	3
13	34-00588-11	WASHER, PLAIN, 1/4 SAE .065 THK	6
14	30-00325-00	HEAD, OIL FILTER	1
15	30-00304-00	FILTER, OIL	1
16	40-00342-03	ELBOW, MALE, 1/4 NPT X 3/8 TUBE	1

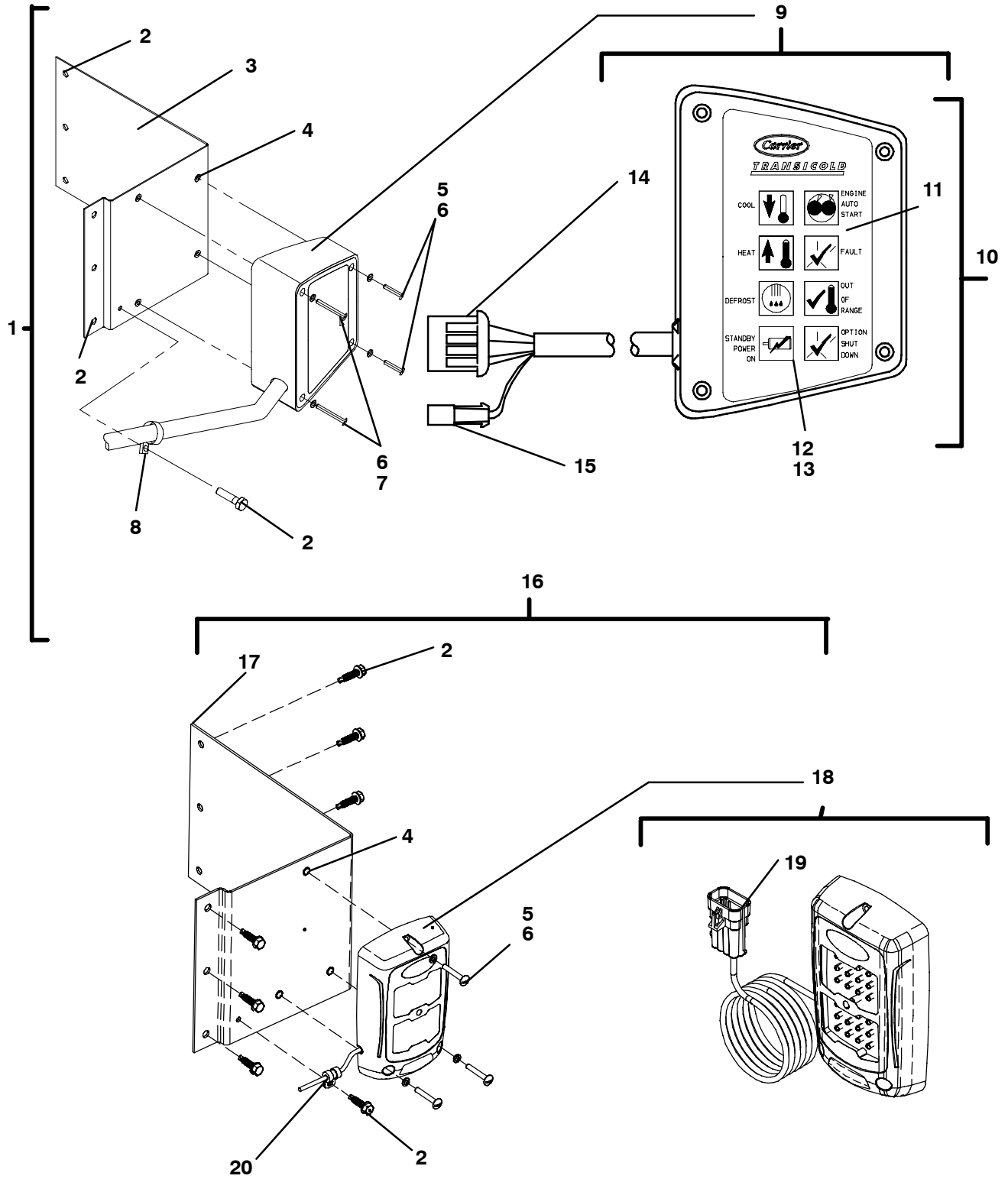
17.7 SHUTDOWN KITS



17.7 SHUTDOWN KITS			
Item	Part Number	Description	Qty
17.7.1 LOW-FUEL SHUTDOWN KIT			
1	76-00578-08	SHUTDOWN KIT, LOW FUEL, 22 INCH DIAMETER - INCLUDES:	
2	22-02394-02	SEAL, .8-.11 CABLE OD	3
3	22-50078-58F	TERMINAL, FEMALE, 18-20 AWG	3
4	22-50098-59	CONNECTOR, FEMALE, 3-WIRE	1
5	22-50098-60	CONNECTOR, 3-WIRE (MATES WITH 22-01586-00)	1
6	22-02393-01	TERMINAL, MALE, 18-20 AWG	3
7	22-02394-03	SEAL, .06-.09 CABLE OD	3
8	22-02811-00	TERMINAL, SOLDER SLEEVE	1
9	22-02812-00	WIRE ASSEMBLY, GROUND, 12 INCH WIRING	1
10	22-50078-22SV	FUSE HOLDER	1
11	22-02336-03	FUSE, 3-AMP	1
12	22-50078-49	TERMINAL FEMALE, 18-20 AWG	2
13	22-50078-23	COVER, FUSE HOLDER	1
14	22-02836-00	WIRE HARNESS, FUEL LEVEL SENSOR - INCLUDES:	1
15	12-00548-09SV	SENSOR, LOW FUEL, IN TANK (SEE NOTE) - INCLUDES:	1
16	22-04036-00	HARNESS, CSP PATCH CABLE	1
17.7.2 DOOR SWITCH / REMOTE SHUTDOWN KIT			
17	76-00578-05	SHUTDOWN KIT, DOOR SWITCH - INCLUDES:	
18	12-00419-03	MAGNET, DOOR SWITCH	1
19	34-06109-08	SCREW, HXHD, #10-16 X 1.00, SELF-DRILLER	4
20	12-00419-04	SWITCH, MAGNETIC DOOR	1
21	22-02394-03	SEAL, .06-.09 CABLE OD	4
22	22-50078-47A	TERMINAL, MALE, 18-20 AWG	2
23	22-50078-01	CONNECTOR, MALE, 2-PIN	1
24	22-50078-01A	LOCK, SECONDARY, 2-PIN	1
25	22-01857-00	HARNESS, REMOTE SENSOR	1
26	22-02811-00	TERMINAL, SOLDER SLEEVE	1
27	22-02812-00	WIRE ASSEMBLY, GROUND, 12 INCH WITH RING	1
28	22-50078-47D	TERMINAL, FEMALE, 18-20 AWG	2
29	22-02336-03	FUSE, 3 AMP	1
30	22-50078-50B	SEAL	2
31	22-50078-46B	TERMINAL, FEMALE, 18-20	2
32	22-50078-22A	FUSE HOLDER, 2-PIN	1
33	22-50078-49K	TERMINAL, FEMALE, 18-20 AWG, INLINE, 2-PIN	2
34	22-50078-23	COVER, FUSE HOLDER	1
NS	34-00373-51	CLAMP, TUBE, .25 DIAMETER, CUSHION	22
NS	34-01276-08	SCREW, HEX WASHHD, 1/4 X 1.00, SELF-TAPPING	22

NOTE: For additional sensor availability, see Bulletin SER06-022

18 LIGHTBAR KIT - STANDARD AND LED



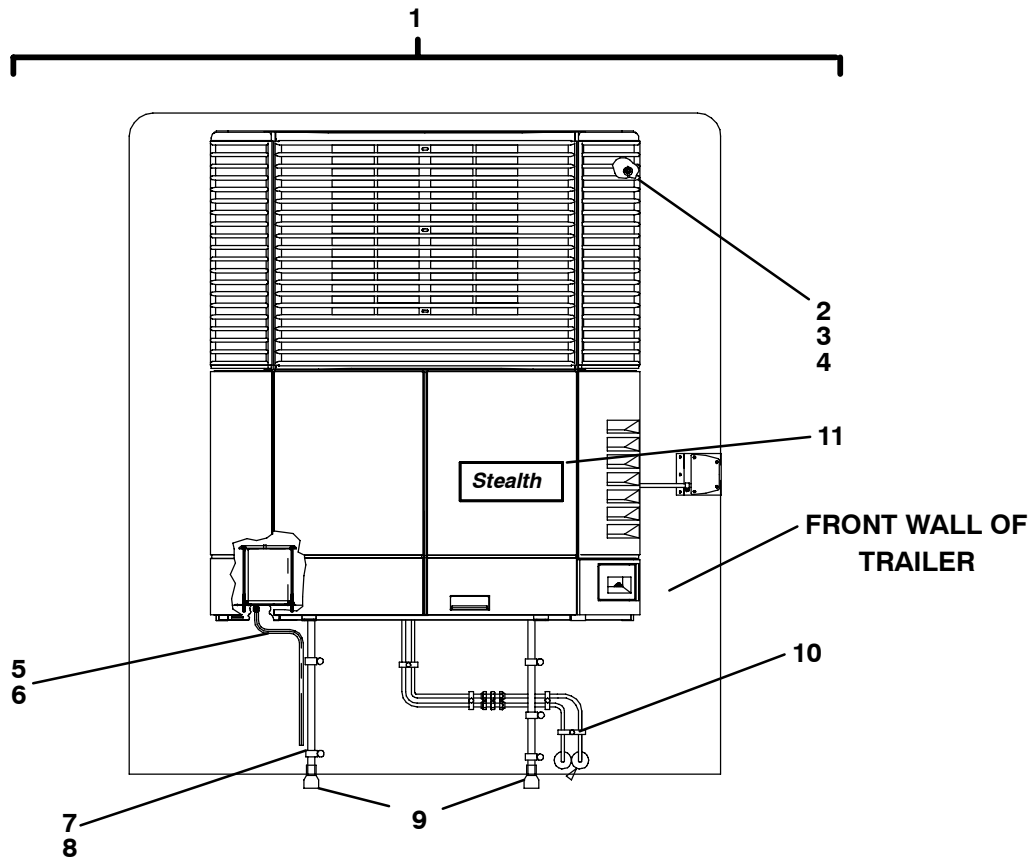
18.1 LIGHTBAR KIT - STANDARD

Item	Part Number	Description	Qty
1	76-00542-00	LIGHTBAR KIT, STANDARD – INCLUDES:	
2	34-01276-08	SCREW, HX WASHHD, 1/4 X 1.00 INCH LONG, SELF-TAPPING	11
3	68-11009-00	BRACKET, LIGHTBAR MOUNTING	1
4	34-06051-34	RIVNUT, # 10-32	4
5	34-00670-20	SCREW, ROUND HD, # 10-32 X 1.25 INCH LONG	2
6	34-00663-09	WASHER, LOCK, # 10	4
7	34-00670-30	SCREW, ROUND HD, # 10-32 X 2.00 INCH LONG	2
8	34-00373-06	CLAMP, TUBE, .56 DIAMETER CUSHION	5
9	22-01465-71	LIGHT BAR ASSEMBLY, REMOTE – INCLUDES:	1
10	22-01465-51SV	HOUSING, LIGHTBAR – INCLUDES:	1
11	22-01465-53	DECAL, LIGHTBAR FACE	1
12	22-01467-00	LAMP, WEDGE BASE	8
13	22-01468-20	HOLDER, LAMP	8
14	22-50078-04SV	CONNECTOR, 8-WIRE (MATES WITH 22-50078-03SV)	1
15	22-50078-01SV	CONNECTOR, 2-WIRE (MATES WITH 22-50078-02SV)	1

18.2 LIGHTBAR KIT - LED

16	76-02000-00	LIGHTBAR KIT, LED. – INCLUDES:	
17	68-08042-00	BRACKET, LIGHTBAR MOUNTING	1
18	22-02842-00	LIGHT BAR ASSEMBLY, LED – INCLUDES:	1
19	22-50078-04SV	CONNECTOR, 8-WIRE (MATES WITH 22-50078-03SV)	1
4	34-06051-34	RIVNUT, # 10-32	3
6	34-00663-09	WASHER, LOCK, # 10	4
20	34-00373-50	CLAMP, TUBE, .19 DIAMETER CUSHION	5
5	34-00670-20	SCREW, ROUND HD, # 10-32 X 1.25 INCH LONG	3
2	34-01276-08	SCREW, HX WASHHD, 1/4 X 1.00 INCH LONG, SELF-TAPPING	11

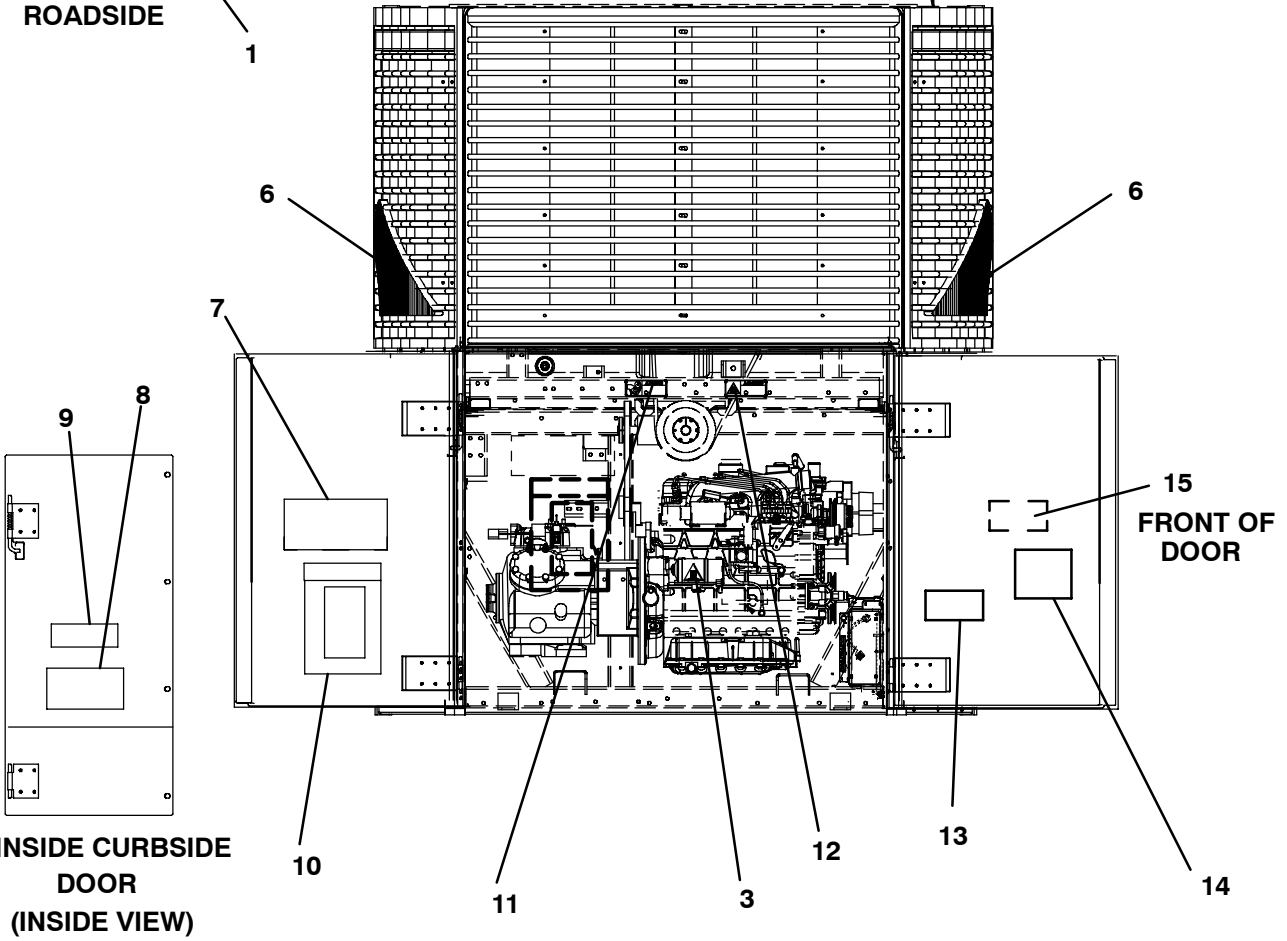
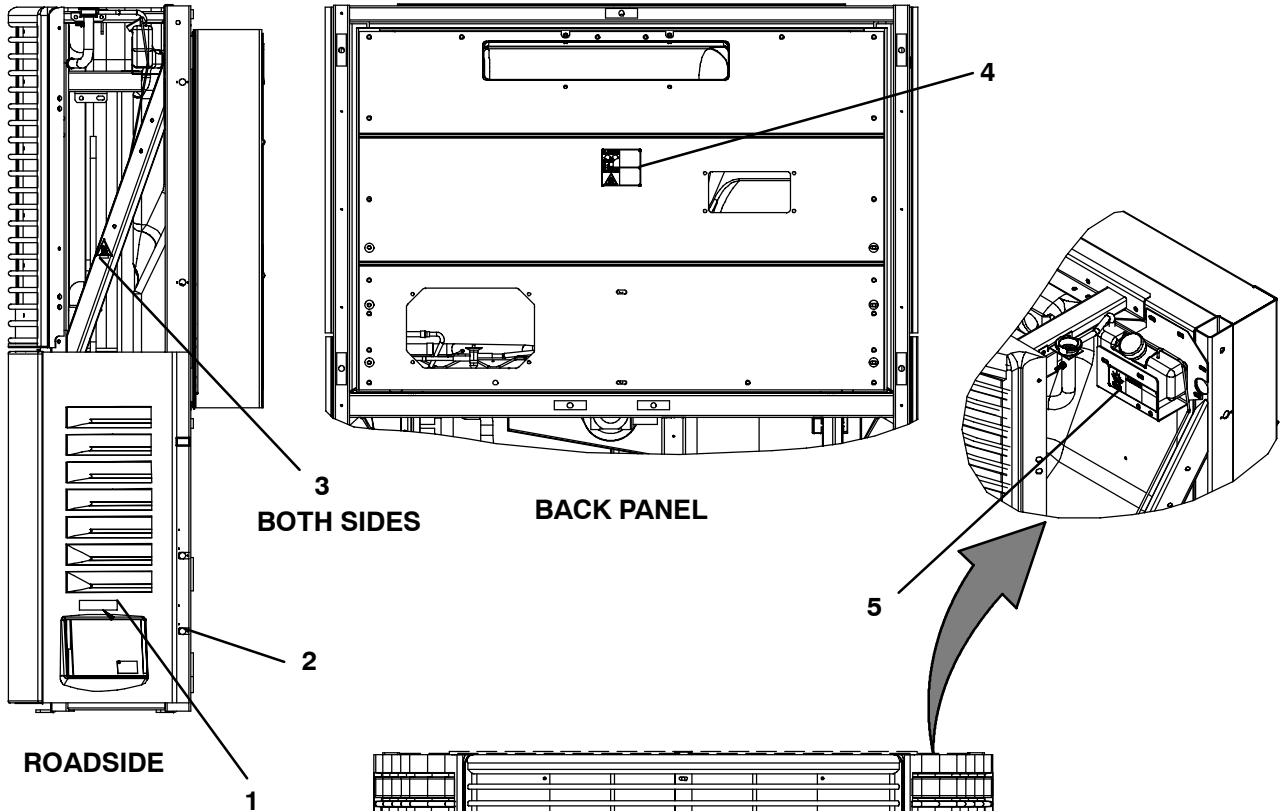
19 UNIT INSTALLATION



19 UNIT INSTALLATION (Continued)

Item	Part Number	Description	Qty
1	76-00510-22	INSTALLATION KIT	1
2	34-00361-15	NUT, SELF LOCK, 1/2-13	8
3	34-00588-15	WASHER, PLAIN, 1/2 SAE .095 THK	8
4	58-00616-16	PLUG, HOLE, 1.50 DIAMETER X .12 PANEL	9
5	44-00045-26	CLAMP, HOSE, .31-.88 WORM	1
6	58-01337-00	HOSE, 3/8 ID	A/R
7	34-00172-07	CLAMP, HALF, 1.00 DIAMETER	4
8	34-01276-08	SCREW, HEX WASHER HEAD, 1/4 X 1.00 SELF-TAPPING	4
9	58-00253-00	KAZOO, DRAIN HOSE FITTING	2
10	58-00079-02	STA-STRAP	A/R
11	62-10354-00	DECAL, STEALTH, BLACK LETTERING	1
	62-10354-01	DECAL, STEALTH, WHITE LETTERING	1

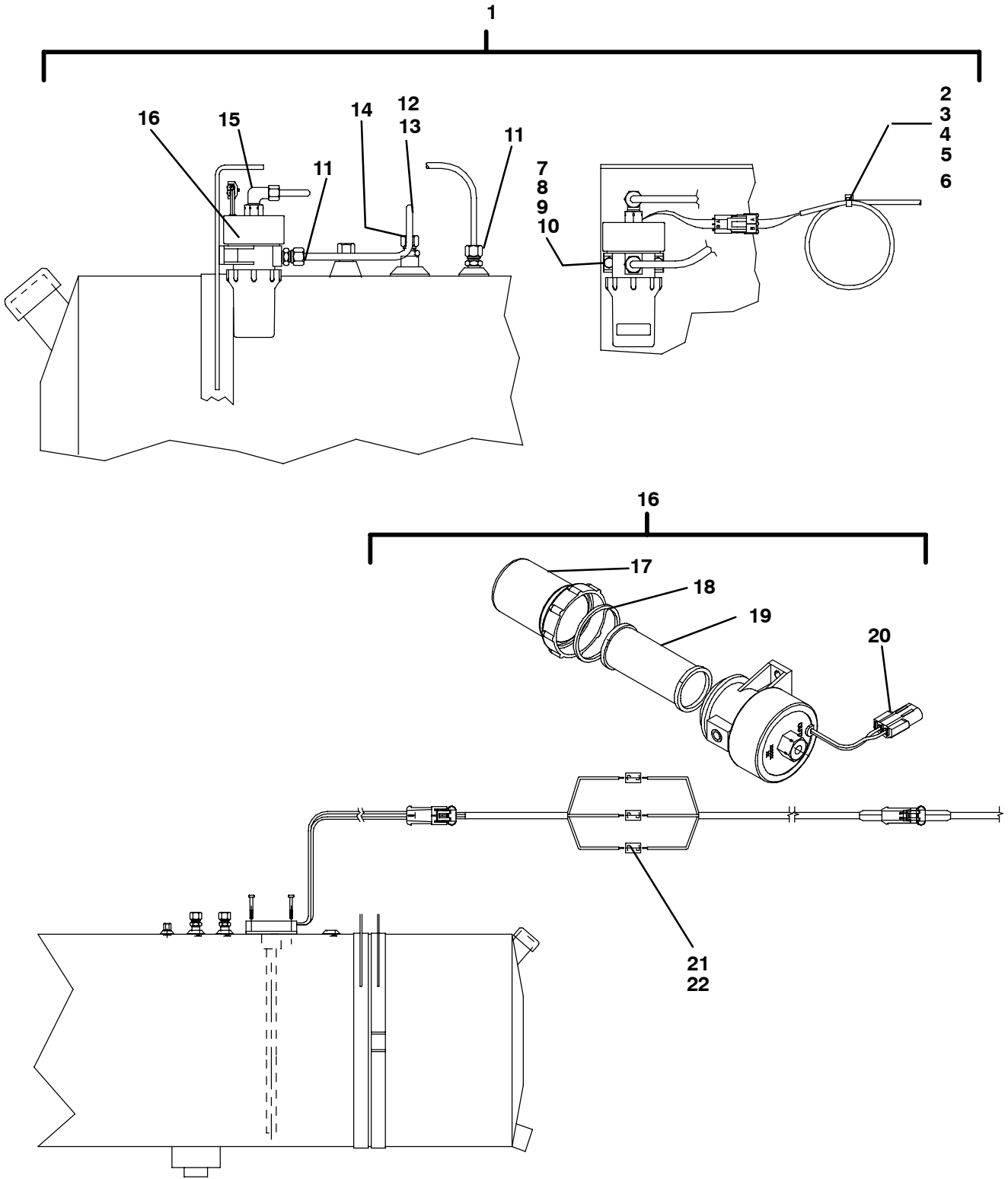
20 DECALS



20 DECALS (Continued)

Item	Part Number	Description	Qty
1	62-04012-00	DECAL, LOW SPEED START-UP	1
2	62-04031-00	DECAL, ROADCARE (EMCC)	1
3	62-03958-00	DECAL, WARNING, HEAT HAZARD	3
4	62-02509-00	DECAL, WARNING (BEWARE OF FAN)	1
5	62-02142-01	DECAL, CAUTION, RADIATOR FILL	1
6	62-02580-18	DECAL, LOGO, ULTIMA XTC (X-SERIES)	2
	62-02580-16	DECAL, LOGO, ULTRA XTC (X-SERIES)	2
	62-02580-17	DECAL, LOGO, ULTRA XTC RAIL (X-SERIES)	2
	62-02580-19	DECAL, LOGO, ULTIMA XTC RAIL (X-SERIES)	2
7	62-10784-00	DECAL, PRIMING	1
8	62-02139-01	DECAL, WARNING (DISCONNECT BATTERY)	1
9	62-02505-00	DECAL, CAUTION, LOCATED ON BATTERY COVER	1
10	62-10601	MANUAL, OPERATOR	1
11	62-02144-01	DECAL, DANGER, BELT ROTATION	1
12	62-02146-01	DECAL, WARNING, AUTO START	1
13	62-03941-00	DECAL, ROADCARE	1
14	62-02140-00	DECAL, SERVICE	1
15	61-10354-00	DECAL, STEALTH, BLACK LETTERING	1
	61-10354-01	DECAL, STEALTH, WHITE LETTERING	1

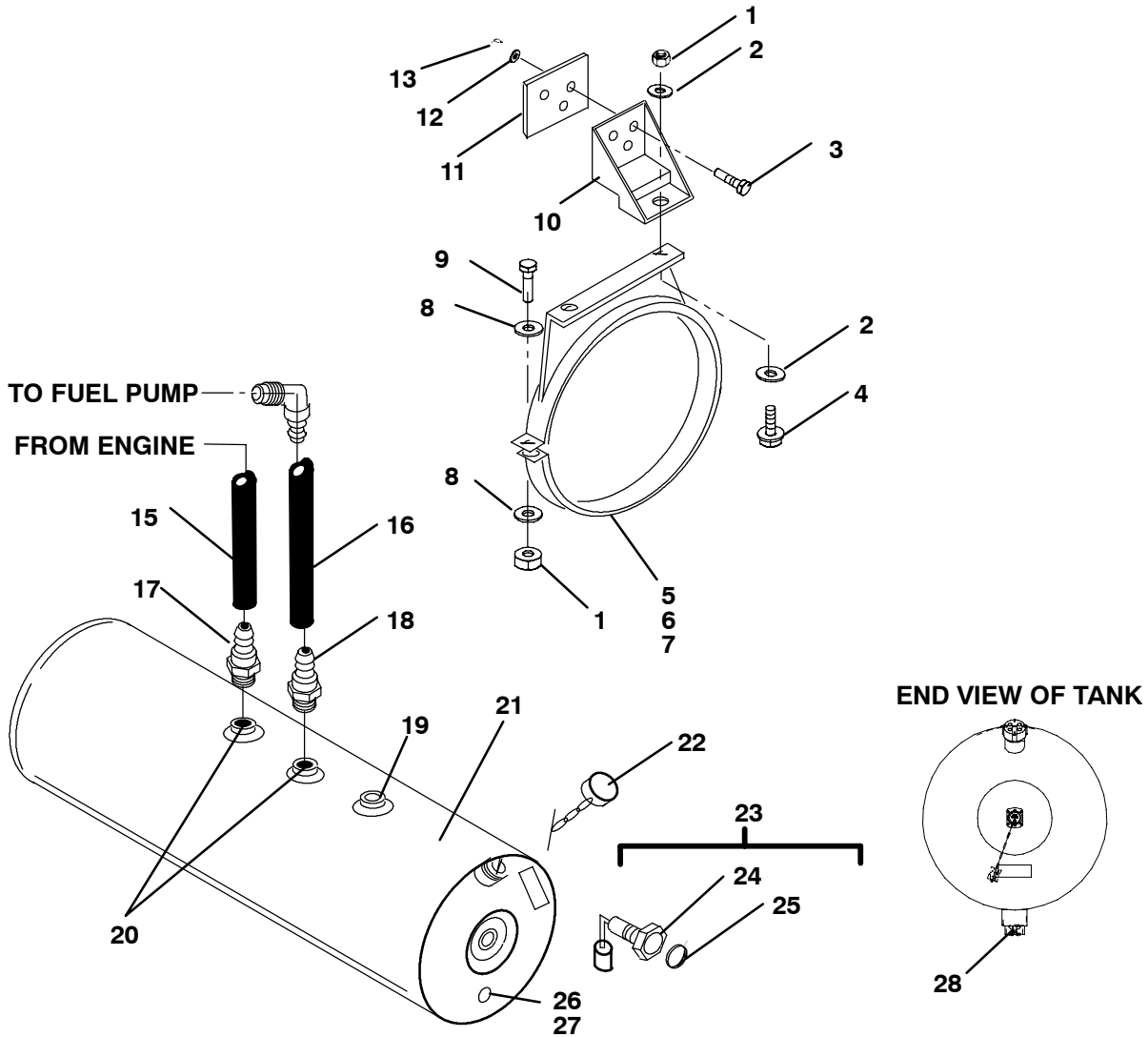
21 FUEL PUMP KIT



21 FUEL PUMP KIT (Continued)

Item	Part Number	Description	Qty
1	76-00295-06	FUEL PUMP KIT – INCLUDES:	
2	22-60287-01	HARNESS, FUEL PUMP – INCLUDES:	1
3	22-01585-00SV	CONNECTOR, 2-WIRE (MATES WITH 22-02392-00SV)	1
4	22-00060-03	FUSE, 15-AMP	1
5	22-02336-04	FUSE, 10-AMP	1
6	58-00079-02	STA-STRAP, 0-1.75 INCH DIAMETER CABLE	4
7	34-00300-08	SCREW, CAP HXHD, 1/4-20 X 1.00 INCH LONG	2
8	34-00361-11	NUT, SELF LOCK, 1/4-20	2
9	34-00372-11	WASHER, LOCK, 1/4 INCH EXT TOOTH	2
10	34-00588-11	WASHER, PLAIN, 1/4 INCH	4
11	40-00343-07	CONNECTOR, MALE, 3/8 TUBE X 1/8 NPTE	1
12	44-00102-01	CLAMP, CUSHIONED, .50 INCH DIAMETER	3
13	58-00508-99	TUBE, FUEL, .375 OD (SOLD IN 50-FOOT ROLL)	A / R
14	40-00450-01	CONNECTOR, MALE, 3/8 TUBE X 1/4 MPT	1
15	40-00342-02	ELBOW, MALE, 3/8 TUBE X 1/8 NPTE	1
16	30-01108-01SV	PUMP, FUEL, 12VDC – INCLUDES:	1
17	30-01108-23	BOWL, FUEL PUMP	1
18	30-01108-22	GASKET, BOWL	1
19	30-01108-20	FILTER, FUEL PUMP (80-MICRON)	1
20	22-02392-00SV	CONNECTOR, 2-WIRE (MATES WITH 22-01585-00SV)	1
21	22-00066-02	CONNECTOR, BUTT SPLICE, 14-16 GAUGE	2
22	66U1-3803	TUBE, HEAT SHRINK, 1/4 X 2.00 INCH LONG	2

22 FUEL TANK

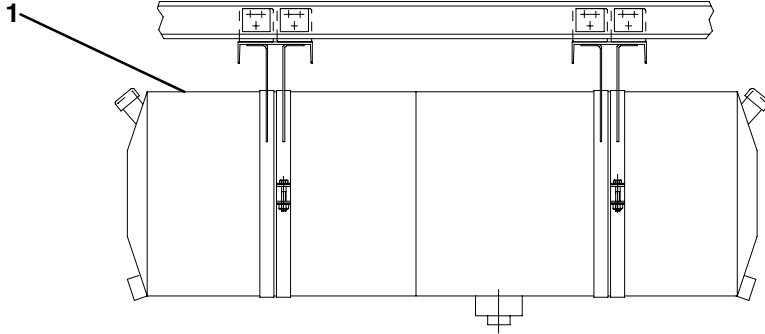


Item	Part Number	Description	Qty
1	PL	LOCKNUT, 1/2-13 - SST	A/R
2	NSI	WASHER, SPECIAL - SST	A/R
3	PL	BOLT, HEX HEAD, 3/8-24 X 1 3/4 - SST	A/R
4	PL	BOLT, HEX HEAD, 1/2-13 X 1 1/2 - SST	A/R
5	79-00916-07	STRAP ASSEMBLY, 30 GAL TANK, 18" DIA	2
	79-00916-06	STRAP ASSEMBLY, 50 GAL TANK, 18" DIA	2
	79-01623-06	PACKAGE, STRAP, 30/50/75/100/120 GAL. TANK, 22" DIA - INCLUDES:	A/R
6	NSS	STRAP ASSEMBLY	2
7	58-04015-03	INSULATION	2
8	PL	WASHER, FLAT, 1/2 - SST	A/R
9	PL	BOLT, HEX HEAD, 1/2-13 X 3 3/4 - SST	A/R
10	68-03811-00	BRACKET, OFFSET HANGER (STYLE D)	A/R
11	68-03812-00	PLATE, BACK-UP (USED WITH STYLE D HANGER BRACKET)	A/R
12	PL	WASHER, FLAT, 3/8 - SST	A/R
13	PL	LOCKNUT, 3/8 - SST	2
14	40-00342-02	ELBOW, MALE, 3/8 TUBE X 1/8 MPT	2

22 FUEL TANK (Continued)

Item	Part Number	Description	Qty
15	58-00507-00F50	TUBING, 1/4 OD	A/R
16	58-00580-00F50	TUBING, 3/8 OD	A/R
17	40-00450-00	CONNECTOR, 1/4 MPT X 1/4 TUBE (SPECIAL)	1
18	40-00450-01	CONNECTOR, 1/4 MPT X 3.8 TUBE (SPECIAL)	1
19	40-00437-00	VENT, FUEL	1
20	65-01053-02	TUBE ASSEMBLY (PICK-UP AND RETURN FOR 22" DIA TANK)	2
21	65-01088-00	TANK, FUEL, 30 GAL, 18" DIA (SINGLE FILL)	1
	65-01060-12	TANK, FUEL, 30 GAL, 22" DIA (SINGLE FILL), ALUMINUM	1
	65-01060-13	TANK, FUEL, 30 GAL, 22" DIA (SINGLE FILL), AL, ANTI-SIPHON	1
	65-01060-22	TANK, FUEL, 30 GAL, 22" DIA (SINGLE FILL), AL, LOW FUEL SHUTDOWN	1
	65-01060-10	TANK, FUEL, 50 GAL, 22" DIA (SINGLE FILL) ALUMINUM	1
	65-01060-11	TANK, FUEL, 50 GAL, 22" DIA (SINGLE FILL) AL, ANTI-SIPHON	1
	65-01060-20	TANK, FUEL, 50 GAL, 22" DIA (SINGLE FILL), AL, LOW FUEL SHUTDOWN	1
	65-00171-00	TANK, FUEL, 75 GAL, 22" DIA (SINGLE FILL), ALUMINUM	1
	65-00171-01	TANK, FUEL, 75 GAL, 22" DIA (SINGLE FILL), AL, ANTI-SIPHON	1
	65-00171-20	TANK, FUEL, 75 GAL, 22" DIA (SINGLE FILL), AL, LOW FUEL SHUTDOWN	1
	65-00171-02	TANK, FUEL, 100 GAL, 22" DIA (SINGLE FILL), ALUMINUM	1
	65-00171-03	TANK, FUEL, 100 GAL, 22" DIA (SINGLE FILL), AL, ANTI-SIPHON	1
	65-00171-22	TANK, FUEL, 100 GAL, 22" DIA (SINGLE FILL), AL, LOW FUEL SHUTDOWN	1
	65-00171-04	TANK, FUEL, 100 GAL, 22" DIA (DOUBLE FILL), ALUMINUM	1
	65-00171-05	TANK, FUEL, 100 GAL, 22" DIA (DOUBLE FILL), AL, ANTI-SIPHON	1
	65-00171-24	TANK, FUEL, 100 GAL, 22" DIA (DOUBLE FILL), AL, LOW FUEL SHUTDOWN	1
	65-00171-06	TANK, FUEL, 120 GAL, 22" DIA (SINGLE FILL), ALUMINUM	1
	65-00171-07	TANK, FUEL, 120 GAL, 22" DIA (SINGLE FILL), AL, ANTI-SIPHON	1
	65-00171-26	TANK, FUEL, 120 GAL, 22" DIA (SINGLE FILL), AL, LOW FUEL SHUTDOWN	1
	65-00171-28	TANK, FUEL, 120 GAL, 22" DIA (DOUBLE FILL), AL, LOW FUEL SHUTDOWN	1
65-00171-08	TANK, FUEL, 120 GAL, 22" DIA (DOUBLE FILL), ALUMINUM	1	
65-00171-09	TANK, FUEL, 120 GAL, 22" DIA (DOUBLE FILL), AL, ANTI-SIPHON	1	
22	44-00046-01	CAP AND CHAIN (BRASS, NON-VENTED TYPE)	1
	44-00046-03	CAP AND CHAIN (NON-VENTED TYPE, KEY LOCK)	1
	44-00046-04	CAP AND CHAIN (NON-VENTED TYPE, ALUMINUM)	1
	44-00046-08	CAP AND CHAIN (BRASS, VENTED TYPE)	1
	44-00046-10	CAP AND CHAIN (NON-VENTED, ALUMINUM)	1
23	12-01141-01	GAUGE, FUEL LEVEL, 18" TANKS – INCLUDES:	1
	12-01141-00	GAUGE, FUEL LEVEL, 22" TANKS – INCLUDES:	1
24	12-01141-20	DIAL, FUEL GAUGE	1
25	12-01141-21	GASKET, FUEL GAUGE	1
26	81-00961-00	DRAIN (ON TANKS SO EQUIPPED)	2
27	PL	PLUG, PIPE, 1/4 NPT	2
28	40-00117-01	DRAIN COCK, SUMP, 1/4 NPT FLANGE	1

23 FUEL PUMP AND TANK - INSTALLATION



Item	Part Number	Description	Qty
1	76-00295-04	KIT, INSTALLATION, 75, 100, 120 GALLON TANKS, WITHOUT FUEL PUMP	1
	76-00295-06	KIT, INSTALLATION, ELECTRIC FUEL PUMP	1
	76-00295-08	KIT, INSTALLATION, 30 AND 50 GALLON TANKS, WITHOUT FUEL PUMP	1
	76-00295-11	KIT, INSTALLATION, 30 AND 50 GALLON TANKS, WITHOUT PUMP, 40-FOOT FUEL LINES	1

PART NUMBER INDEX

PART NO.	PAGE NO.	PART NO.	PAGE NO.	PART NO.	PAGE NO
04-00058-00	47	12-00448-01	37	14-00263-22	25, 33
04-00122-30	13, 45	12-00450-00SV	73	14-00281-02	22
04-00122-31	13	12-00453-01	34	14-00307-00	21
07-00303-02	45	12-00456-00	3, 34	14-00308-00	21, 25, 33
07-00308-00	47	12-00478-04SV	74	14-00309-01	22
07-00309-00	47	12-00478-05SV	74	14-00309-03	30
07-00310-00	47	12-00495-02SV	3, 17, 65	14-00310-00	24
07-00311-00	47	12-00503-50	74	14-00310-01	21, 29, 32
07-00329-00	71	12-00504-50/0202	69, 74	14-00313-00	21
07-00359-00	47, 49	12-00505-52	74	14-00322-00	22, 30
07-00396-01	45	12-00505-70	74	14-00324-00	21
07-00400-00	71	12-00506-50	74	14-00324-01	29
07-00432-00	45	12-00523-01	3, 17	14-00331-00	30
08-00197-01	17	12-00542-00	74	14-00343-05SV	24
08-00225-02	13	12-00542-40	74	14-00348-04	29
08-00275-00	27	12-00543-01	74	14-00348-04SV	23, 31
08-00276-00	27	12-00543-02	74	14-00348-05SV	32
08-50275-00SV	19	12-00543-03	74	14-00350-03	31
08-50276-00SV	19	12-00543-04	74	14-00350-03SV	23, 32
10-00078-20	38	12-00543-10	74	14-01042-04	22
10-00078-21	38	12-00548-09SV	99	14-01114-51	29
10-00328-00	69	12-00601-00	55	14-01114-20	2, 21, 29
10-00375-01	69	12-01039-08	19	14-50050-01	22
10-00385-02	69	12-01141-00	109	14-50051-00	22
10-01129-15SV	3, 73	12-01141-01	109	14-50052-01	23, 24
10-01129-16SV	3, 69	12-01141-20	109	16-03301-00	22
10-01178-02	2, 34	12-01141-21	109	17-10811-05	22
10-01178-04SV	38	12-55438-07/0202	69	17-10812-00	25
12-00284-00	3, 35	14-000350-03SV	24	17-40013-00	21, 29
12-00303-00	3, 19, 27	14-00150-51	23, 24, 31, 32	17-40418-00	35
12-00309-04	3, 36	14-00176-02	17	17-44138-00	22, 30
12-00312-02	3, 39	14-00199-00	21, 29	17-44141-00	25, 33
12-00312-04	3, 39	14-00209-00	3, 21, 29	18-00059-126RM	1
12-00352-03	3, 36	14-00209-20	21, 29	18-00059-127RM	35
12-00352-03SV	29	14-00232-25SV	17	18-00091-105	1
12-00352-04	3, 36	14-00232-28SV	17	22-00060-03	107
12-00419-03	85, 99	14-00263-03	25, 33	22-00066-02	107
12-00419-04	3, 85, 99	14-00263-20	25, 33	22-00119-04	2
12-00439-02RP	73			22-00120-04	2
				22-00120-07	2

PART NUMBER INDEX

PART NO.	PAGE NO.	PART NO.	PAGE NO.	PART NO.	PAGE NO
22-00121-07	2	22-01940-00	3, 85	22-50078-50B	99
22-00398-00	53	22-01943-00	3, 65	22-50078-58F	99
22-00195-01	2	22-01951-00	3, 17	22-50078-86	71
22-01100-00	27	22-02336-01	3, 69	22-50078-87	71
22-01139-04	2	22-02336-02	3, 69	22-50098-10	71
22-01140-01	2	22-02336-03	99	22-50098-11	71
22-01140-02	2	22-02336-04	3, 107	22-50098-12	2
22-01140-04	2	22-02336-05	3	22-50098-12SV	73
22-01141-01	2	22-02336-06	3, 69	22-50098-16	71
22-01143-18	19	22-02336-08	3	22-50098-17	71
22-01172-01	2	22-01860-00	2, 65	22-50098-18	71
22-01465-51SV	101	22-01900-00	69	22-50098-59	99
22-01465-53	101	22-01907-08	3, 67	22-50098-60	2, 29, 99
22-01465-71	101	22-01908-01	3, 69	22-50180-00	74
22-01467-00	101	22-01926-00	3, 85	22-50180-01	74
22-01468-20	101	22-01926-01	3, 85	22-50186-00SV	71
22-01555-00	85	22-01940-00	3, 85	22-50186-01SV	3, 67, 71
22-01585-00	2, 35	22-01943-00	3, 65	22-50223-00	3, 36
22-01585-00SV	107	22-01951-00	3, 17	22-50241-00	2, 17
22-01613-14	67	22-02336-01	3, 69	22-50244-00	73
22-01633-00	75	22-02336-02	3, 69	22-60287-01	107
22-01633-01	75	22-02336-03	99	25-35384-00	36
22-01633-10	75	22-02336-04	3, 107	25-38109-03SV	2, 34
22-01633-11	75	22-02336-05	3	25-39135-00RM	2, 34
22-01660-03	67	22-02336-06	3, 69	25-39171-00	34
22-01660-05	67	22-02336-08	3	25-39316-00	2, 34
22-01660-08	67	22-02336-09	3, 69	26-00119-02SV	2, 34
22-01690-00	74	22-02392-00SV	36, 107	30-00006-00	63
22-01737-04	74	22-02392-03SV	25, 33	30-00007-00	2, 63
22-01792-00	42	22-02393-01	99	30-00007-01	2, 63
22-01848-01SV	73	22-50078-22A	99	30-00171-13	40
22-01857-00	3, 85, 99	22-50078-22SV	99	30-00171-29	40
22-01857-01	3, 85	22-50078-23	99	30-00171-31	40
22-01860-00	2, 65	22-50078-45SV	2, 73	30-00175-01	1, 61
22-01900-00	69	22-50078-46B	99	30-00304-00	97
22-01907-08	3, 67	22-50078-47A	99	30-00325-00	97
22-01908-01	3, 69	22-50078-47D	99	30-00328-00	57
22-01926-00	3, 85	22-50078-49	99	30-00397-00	53
22-01926-01	3, 85	22-50078-49K	99	30-00409-10	39
				30-00409-30	40

PART NUMBER INDEX

PART NO.	PAGE NO.	PART NO.	PAGE NO.	PART NO.	PAGE NO
30-00409-32	40	30-01104-51	51	34-00366-08	69
30-00409-41	40	30-01105-00SV	51	34-00366-09	7, 69
30-00409-42	40	30-01108-01SV	107	34-00366-12	36, 61
30-00409-44	40	30-01108-20	107	34-00366-13	35, 47, 63, 77, 81
30-00409-50	40	30-01108-22	107	34-00366-15	77, 79
30-00409-51	40	30-01108-23	107	34-00366-17	34
30-00409-52	40	30-00328-01	59	34-00368-11	19, 27, 29, 45, 97
30-00409-53	40	30-00471-01	3, 59	34-00368-12	36, 39, 45
30-00409-54	40	30-00471-20	3, 59	34-00368-13	35, 45, 47, 81
30-00409-55	40	30-00471-30	59	34-00368-15	36, 37, 38, 39, 43, 77
30-00409-56	40	30-00471-31	59	34-00372-11	107
30-00409-57	40	34-00172-07	1, 103	34-00372-39	69
30-00409-65	2, 40	34-00216-18	7	34-00372-41	63, 69
30-00426-02	3, 57	34-00300-08	107	34-00372-43	63
30-00426-22	57	34-00300-18	27, 29	34-00372-44	63
30-00426-23	57	34-00300-20	19	34-00372-45	63
30-00426-27	3, 57	34-00300-24	19, 27	34-00373-03	97
30-00430-21	57	34-00302-06	43	34-00373-03P10	1
30-00450-00	3, 34	34-00302-10	36	34-00373-05	1, 19, 27, 55
30-00452-00	61	34-00302-16	21	34-00373-06	101
30-00453-01	61	34-00302-18	29	34-00373-06P10	1
30-00463-00	34	34-00304-08	35, 47	34-00373-07	1, 15, 19, 27
30-00463-00P12	3	34-00304-10	51	34-00373-50	1, 101
30-01104-00P12	3	34-00304-14	35, 45	34-00373-51	1, 15, 83, 99
30-01104-01P12	3	34-00304-16	81	34-00373-69	1, 53
30-01079-01P12	51	34-00304-28	77	34-00373-70	55
30-01090-01P12	3	34-00304-40	77	34-00373-70P10	1
30-01090-05	51	34-00304-52	81	34-00558-09	15
30-01098-27	51	34-00308-20	21, 29	34-00559-08	35
30-01098-28	51	34-00308-36	77	34-00588-11	83, 97, 107
30-01098-30	51	34-00309-14	36, 37	34-00588-12	39
30-01098-33	51	34-00360-09	7	34-00588-13	5
30-01098-34	51	34-00361-08	69	34-00588-15	39, 79, 103
30-01098-37	51	34-00361-11	83, 107		
30-01098-38	51	34-00361-12	5, 38		
30-01098-39	51	34-00361-13	5, 19, 29, 35, 63, 77, 81		
30-01104-00	51				
30-01104-01	51	34-00361-15	79, 103		
30-01104-04	51	34-00363-11	97		
30-01104-50	51	34-00363-15	77		

PART NUMBER INDEX

PART NO.	PAGE NO.	PART NO.	PAGE NO.	PART NO.	PAGE NO
34-00615-08	39	34-00795-12	8, 9	34-01247-88	75
34-00615-10	39	34-00827-10	69	34-01249-21	51, 77
34-00615-16	45	34-00827-16	15	34-01249-26	77
34-00616-00	35	34-00829-09	73	34-01264-12	8, 9, 13, 75
34-00655-06	7, 9, 15, 27	34-00829-13	12	34-01276-08	99, 101, 103
34-00655-08	13, 15	34-00829-15	7, 63	34-01279-12	39
34-00662-05	67	34-00876-90	39	34-01281-06	67
34-00662-08	15	34-00890-07	34	34-01284-00	5, 7
34-00662-11	9, 13, 15, 27	34-00917-16	69	34-01294-06	27, 29, 95
34-00662-12	12	34-00918-04	5, 19, 27, 53	34-01294-08	27, 41, 55, 81
34-00662-19	83	34-00918-06	5, 10, 19, 38, 53, 63, 65, 67, 89	34-06003-08	10
34-00662-20	5, 10, 13, 15, 69	34-00918-08	19, 42, 53, 57, 69, 79, 83	34-06025-04	8
34-00663-09	101	34-00919-08	47, 75, 79	34-06025-06	5
34-00663-11	7, 9, 10, 13, 15, 27	34-00927-00	34	34-06026-00	35
34-00663-12	13, 75	34-00928-13	15, 42, 65	34-06038-00	21, 29
34-00665-10	13	34-00932-13	61	34-06039-00	63, 69
34-00666-11	63, 69	34-00944-06	37	34-06040-00	5, 83
34-00666-12	13	34-00944-08	36	34-06051-04	69
34-00666-13	7	34-00944-10	38, 51	34-06051-06	4, 5, 10, 19, 27, 53, 55, 57, 79, 81, 89, 93, 95
34-00667-05	67	34-00944-12	38	34-06051-07	5, 53, 63, 77
34-00667-08	15	34-00945-06	37	34-06051-10	79
34-00667-11	15	34-00945-08	35, 36	34-06051-11	36, 75
34-00667-112	12	34-00945-10	51	34-06051-15	51
34-00667-13	7	34-00946-08	39	34-06051-34	101
34-00670-20	101	34-00960-16	11	34-06051-36	10, 11, 13, 15
34-00670-30	101	34-00962-25	38, 63	34-06051-37	12, 15
34-00675-14	43	34-00996-08	19, 27	34-06053-00	69
34-00676-40	34	34-01110-00	47	34-06122-00	5, 7, 9
34-00678-12	79	34-01146-05	73	34-06126-08	67
34-00678-16	39	34-01151-05	73	34-06129-06	73
34-00699-03	41, 42	34-01152-16	37	34-06134-07	63
34-00774-00	69	34-01226-00	69		
34-00775-06	45	34-01234-01	12, 15		
34-00775-10	13, 45	34-01236-12	12		
34-00795-09	69	34-01241-20	35		

PART NUMBER INDEX

PART NO.	PAGE NO.	PART NO.	PAGE NO.	PART NO.	PAGE NO
34-06196-10	73	40-01156-00	51	42-00526-00	93
34-06196-11	73	40-60029-02	21, 24, 29, 32	42-00547-00	87, 91
34-06315-00	43	42-00032-00	15	42-00583-00	69, 73
34-06316-00	43	42-00174-100	67	42-00584-00	89
34-60000-25	73	42-00174-48	87, 91	42-00584-02	89
34-00876-16	59	42-00183-00	89	42-00605-00	91
34-00944-08	59	42-00183-00F25	97	42-00616-00	91
34-00945-08	59	42-00237-52	27	42-00616-01	91
34-01294-08	59	42-00237-52F05	19	42-01133-00	51
34-06051-06	59	42-00237-54	27	42-01133-01	39
38-00528-00	45	42-00237-54F05	19	42-01170-01	85
38-00556-20SV	13	42-00243-14	69	42-01170-07	15
40-00071-11	25, 33	42-00258-00	13	42-01178-00	87, 91
40-00072-07	22	42-00258-09	11	42-01180-00	87, 91
40-00075-11	17	42-00258-10	11	42-01181-00	87
40-00086-04	25, 33	42-00264-00	95	42-01182-00	87
40-00102-04	25, 33	42-00264-04	89	42-01182-01	87, 91
40-00117-01	109	42-00264-04FT.	93, 95	42-01182-02	91
40-00121-01	36	42-00264-10	89, 91	42-01210-01	61
40-00130-07	17	42-00372-00	13	44-00045-00	53
40-00169-08	22, 30	42-00386-00	11	44-00045-03	1, 53
40-00243-00	36	42-00392-00	10	44-00045-05	1, 57
40-00342-02	107, 108	42-00396-00	73	44-00045-18	1
40-00342-03	97	42-00401-00	69	44-00045-25	51, 53
40-00343-02	97	42-00405-00	73	44-00045-25P05	1, 51
40-00343-07	97, 107	42-00406-00	73	44-00045-26	75, 103
40-00410-00	53	42-00426-09	91	44-00046-01	109
40-00420-00	45, 53	42-00426-10	93	44-00046-03	109
40-00420-02	47	42-00426-11	89	44-00046-04	109
40-00435-04	39	42-00428-00	89, 95	44-00046-08	109
40-00437-00	109	42-00437-00	89, 95	44-00046-10	109
40-00450-00	109	42-00443-00	5	44-00102-01	107
40-00450-01	107, 109	42-00504-00	10	44-00102-02	1, 51
40-00501-50	24, 32	42-00506-00	13	44-00285-20	1, 19, 27
40-00507-00	97	42-00507-00	5	44-00285-21	1
40-00593-00	36	42-00517-00	87	44-00285-22	1, 19, 27
40-01124-00	25, 33	42-00517-01	87	44-00285-60	1, 19, 27, 29
40-01153-00	51	42-00518-00	87, 91		

PART NUMBER INDEX

PART NO.	PAGE NO.	PART NO.	PAGE NO.	PART NO.	PAGE NO
44-00293-06	1, 51, 53, 55	48-00267-00	37, 43	50-00232-44	45
44-00293-07	1, 51	48-00269-00	7	50-00232-45	45
44-00293-10	1, 53	48-00273-00	34	50-00236-05	45
44-00320-00)	7	48-00273-02	34	50-00236-31	45
44-00323-00	9	48-00327-01	35	50-00236-32	45
44-00323-01	9	48-00347-01	45	50-00236-33	45
44-00322-01	9	48-00373-00	39	50-01127-01	40
44-00322-04	9	48-00419-00	81	50-01152-00	36, 37
44-00356-00	69	48-50005-00	35	50-01152-02	41, 43
44-00363-00	57	48-60072-00	77	50-01152-22SV	37, 43
44-00375-00	5	50-00162-22	1, 39	50-01152-25SV	37, 43
44-00410-00	8	50-00178-19	1, 36	50-01152-26	37, 43
44-01028-13	19, 27	50-00178-24	1, 41, 42	50-01152-52	43
44-01042-00	63, 65	50-00178-26	1, 41, 42	56-03757-00	24, 32
44-01049-01	38	50-00214-21	49	56-03768-00	17, 21
44-01134-04	1, 19, 27	50-00214-22	49	56-03769-00	17
44-01134-08	1, 15	50-00214-23	49	56-03770-00	17
44-01134-14	19	50-00214-24	49	56-03784-00	53
44-01134-19	1	50-00214-27	49	56-06486-19	21, 24
44-01137-19	51	50-00214-30	49	56-06936-00	7
44-01140-00	1	50-00214-31	49	56-06942-05	21, 29
44-01140-06	1, 13	50-00214-32	49	56-07257-03	25, 33
44-01149-01	8, 9	50-00214-34	49	56-07300-00	17
44-01149-05	8, 9	50-00214-35	49	56-07401-00	17
44-01150-00SV	5	50-00214-39	49	56-07605-00	25, 33
44-01152-00	7	50-00214-41	49	56-08060-00	23
44-01152-01	7	50-00214-42	49	56-08061-00	23, 31
44-01156-00	5	50-00214-47	47, 49	56-08080-00	24, 32
44-01156-01	5	50-00214-54	49	56-08081-00	17, 21
44-01159-00	67	50-00214-55SV	47, 49	56-08086-00	25, 33
44-01160-00	5	50-00224-00	47	56-08087-00	22
44-01161-00	7	50-00224-04	47	56-08087-01	30
44-01170-23	55	50-00227-01	47, 49	56-08088-00	22
44-01170-36	1, 55	50-00227-26	49	56-08089-00	21, 29
44-01170-41	1, 55	50-00227-25	49	56-08092-00	21, 29
44-60061-00	73	50-00232-09SV	45	56-08160-00	22
44-00045-05	59	50-00232-24	45	56-08161-00	22, 30
48-00058-02	37	50-00232-42	45	56-08180-00	21, 29
48-00181-00	36	50-00232-43	45		

PART NUMBER INDEX

PART NO.	PAGE NO.	PART NO.	PAGE NO.	PART NO.	PAGE NO
56-08433-00	30	58-00901-09F10	5	58-04331-01	7, 9
56-08434-00	30	58-00913-00	7	58-04332-00F06	7, 9
56-08579-00	30	58-00915-00	97	58-04339-00	73
58-00065-08	89	58-01149-00FT	17, 19	58-04340-00	73
58-00065-14	15	58-01214-00	87, 91	58-04341-01SV	73
58-00065-44	89	58-01278-00	11	58-04341-02SV	73
58-00065-62	45	58-01288-02	5, 91, 93, 95	58-04342-00SV	73
58-00065-65	89	58-01288-03	87	58-04344-01SV	73
58-00065-66	15, 95	58-01291-01SV	53	58-04356-05	9, 67
58-00065-76	75	58-01301-32	7	58-04356-10	5, 9, 67
58-00065-80	45	58-01301-34	5, 7	58-04385-00	73
58-00079-00	45, 55, 63, 65, 67	58-01302-32	7	58-04429-00	5, 87
58-00079-02	51, 63, 65, 67, 97, 103, 107	58-01302-34	5, 7	58-04429-04	91
		58-01330-00	77	58-04439-05	11
58-00253-00	11, 103	58-01333-08F12	97	58-04469-00SV	13
58-00507-00F50	51, 109	58-01335-00	75	58-04472-00SV	41, 42
58-00508-00 F09	97	58-01337-00	75, 103	58-04478-00	65
58-00508-00F9	51	58-01338-08	51	58-04523-00	63, 67
58-00508-99	107	58-01348-00	53	58-04535-00	57
58-00511-03	8, 9	58-01355-00	5, 8	58-04538-00	53, 55
58-00511-11	69	58-01357-01	5	58-04538-01	53, 55
58-00523-07	17	58-01358-02	9	58-04538-02	53, 55
58-00536-02	7	58-01358-04	5, 9	58-04540-00	53
58-00580-00F50	109	58-01372-00	81	58-04540-01	53
58-00616-01	81	58-01372-01	79	58-04540-02	53
58-00616-02	81	58-04015-03	108	58-04587-00	4, 8
58-00616-16	81, 103	58-04077-00	5	58-04606-00	55
58-00659-00	45	58-04097-00	5	58-04606-01	55
58-00659-00 F25	53	58-04099-04	79, 81	58-04606-02	55
58-00659-00F25	51	58-04194-00	5	58-04657-00	73
58-00660-00	69, 73	58-04223-04	53	58-04661-00	55
58-00701-05	19	58-04223-05	53	58-04661-01	55
58-00712-15	1, 11	58-04223-06	53	58-04663-00	55
58-00743-00	53	58-04223-07	55	58-04535-00	59
58-00772-01F08	11	58-04223-08	55	61-10354-00	105
58-00793-00	15	58-04223-09	55	62-02139-01	105
58-00836-04	15	58-04223-10	55	62-02140-00	105
58-00869-00	3, 25, 33	58-04223-11	55	62-02142-01	105
		58-04223-12	55		

PART NUMBER INDEX

PART NO.	PAGE NO.	PART NO.	PAGE NO.	PART NO.	PAGE NO
62-02144-01	105	65-00171-24	109	68-08042-00	101
62-02146-01	105	65-00171-26	109	68-08043-00	95
62-02448-03	73	65-00171-28	109	68-10745-00	15
62-02450-00	67	65-00182-01	21	68-11009-00	101
62-02505-00	105	65-00182-03	29	68-11531-00	7
62-02507-00	8	65-01053-02	109	68-11534-00	7
62-02509-00	105	65-01060-10	109	68-11535-00	7
62-02580-16	8, 105	65-01060-11	109	68-11547-00	19, 27
62-02580-17	105	65-01060-12	109	68-11566-00	9
62-02580-18	8, 105	65-01060-13	109	68-11596-00	75
62-02580-19	105	65-01060-20	109	68-11608-00	36
62-03797-11	27	65-01060-22	109	68-11849-00	27
62-03941-00	105	65-01085-21	21, 29	68-12029-01	67
62-03958-00	105	65-01085-22	21, 29	68-12176-00	7
62-04012-00	105	65-01088-00	109	68-12574-00	11
62-04031-00	105	66U1-2233-33	40	68-12588-00	5
62-04074-00	55	66U1-3803	107	68-12632-00	15
62-10237-00	73	67-00051-00	85	68-12650-00	35
62-10334-00	69	68-03811-00	108	68-12666-00	10
62-10345-00	67	68-03812-00	108	68-12667-00	10
62-10354-00	103	68-06789-00	1	68-12676-00	15
62-10354-01	103	68-06986-00	19, 27	68-12806-00	69
62-10601	105	68-07236-00	10	68-13009-00	9
62-10784-00	105	68-07349-00	7	68-13010-00	73
62-10793-00	55	68-07392-00	53	68-13031-00	89
65-00168-22	21, 29	68-07405-01	89, 95	68-13040-00	89
65-00168-24	21, 29	68-07409-00SV	5	68-13043-00	89
65-00171-00	109	68-07438-03	36	68-13049-00	89
65-00171-01	109	68-07670-00	15	68-13063-00	89
65-00171-02	109	68-07673-00	19, 27	68-13125-00	89
65-00171-03	109	68-07729-00	15	68-13126-00	89
65-00171-04	109	68-07730-00	15	68-13127-00	89
65-00171-05	109	68-07821-00	35	68-13157-00	19, 27
65-00171-06	109	68-07835-00	89, 93	68-13351-00	89
65-00171-07	109	68-07836-00	89, 93	68-13636-00	13
65-00171-08	109	68-07868-00	83	68-13638-00	53, 55
65-00171-09	109	68-07902-00	7	68-13639-00	5
65-00171-20	109	68-07902-01	7	68-13640-00	5
65-00171-22	109	68-08038	95		

PART NUMBER INDEX

PART NO.	PAGE NO.	PART NO.	PAGE NO.	PART NO.	PAGE NO
68-13644-00	5	76-00295-11	110	79-01950-00	81
68-13646-00	15	76-00510-22	103	79-02305-00	51
68-13651-00	19, 27	76-00524-00	77	79-02327-10	4
68-13655-00	89, 93	76-00524-01	77	79-02327-12	5
68-13656	93	76-00535-01	74	79-02327-13	5
68-13656-00	89	76-00542-00	101	79-02327-18	5
68-13661-00	93	76-00554-00	83	79-02327-19	5
68-13665-00	89, 95	76-00556-00	83	79-02343-00	79
68-13667-00	93	76-00557-00	5	79-02344-00	93
68-13672-00	89	76-00557-02	5	79-02345-00	93
68-13673-00	89, 95	76-00557-04	5	79-60598-00	74
68-13685-00	89	76-00559-00	79	81-00961-00	109
68-13689-00	89	76-00561-00	75	81-01653-01	17, 21
68-13717-00	12	76-00578-05	99	81-01653-02	17
68-13737-00	10	76-00578-08	99	81-02587-00	53
68-13796-00	13	76-00714-02	5, 91, 93, 95	86-02803-00	19
68-13797-00	13			86-02803-02	27
68-13841-00	53	76-00725-00	85	86-02924-00	7
68-14195-00	41	76-00725-01	85	86-02925-00	9
68-14195-00	42	76-00725-03	85	86-02926-00	7
68-14256-00	23, 31	76-00792-00	81	86-02932-00	38
68-14381-00	15	76-02000-00	101	86-02992-00	81
68-14410-00	89	76-50055-03	8, 9	86-03013-00	15
68-14417-00	89	76-50091-00	71	86-03027-00	38
68-14422-00	39	76-50091-01	71	86-03038-01	51
68-14439-00	19, 29	79-00916-06	108	86-03054-00	79
68-15092-00	41, 42	79-00916-07	108	86-03055-00	79
68-15333-00	43	79-00965-00	36	86-03061-00	75
68-08086-00	59	79-01623-06	108	86-04189-00	7
73-00160-02	34	79-01716-00	95	86-04241-00	11
73-00201-00	22, 30	79-01815-01	91	86-04249-01	17
73-00324-02SV	38	79-01816-00	93	86-04257-01	27
73-00328-10	25, 33	79-01817-00	93	86-04290-00	63
73-00329-00	7	79-01818-00	93	86-04303-00	9
73-00334-20	83	79-01819-00	95	86-04304-00	9
73-50006-00	22	79-01822-00	95	86-04385-00	69
76-00295-04	110	79-01823-00	95	86-04390-00	11
76-00295-06	107, 110	79-01847-00	95	86-04437-00	47
76-00295-08	110	79-01847-01	95		

PART NUMBER INDEX

PART NO.	PAGE NO.	PART NO.	PAGE NO.	PART NO.	PAGE NO
86-04520-00	57	86-04595-00	27	91-00312-02SV	73
86-04565-00	27	86-04673-00	81	91-00313-20	67, 73
86-04592-00	55	86-04661-00	59	91-00325-03	67, 69



A member of the United Technologies Corporation family. Stock symbol UTX
©2007 Carrier Corporation • Printed in U. S. A.. 1007



Carrier

A United Technologies Company

Carrier Transicold Division, Carrier Corporation
Truck/Trailer & Container Product Groups
P.O. Box 4805
Syracuse, N.Y. 13221 U.S.A

www.carrier.transicold.com