

SERVICE PARTS LIST
for
SUPRA 950
Truck Refrigeration Units



TRANSICOLD

SERVICE PARTS LIST

for

SUPRA 950

TRUCK REFRIGERATION UNITS

TABLE OF CONTENTS

PARAGRAPH NUMBER	Page
INTRODUCTION	iii
MODEL CHART	iii
ORDERING INSTRUCTIONS	iii
GENERAL NOTES	iii
1 QUICK LIST	1
1.1 BELTS	1
1.2 ENGINE, COMPRESSOR, ALTERNATOR, STANDBY MOTOR	1
1.3 FILTERS	1
1.4 FUSES	2
1.5 REFRIGERATION: VIBRASORBER, VALVES AND COILS	2
1.6 HARNESES AND CAB COMMAND	3
1.7 SENSORS AND SWITCHES	3
1.8 FIELD INSTALLED OPTIONS	4
1.9 O-RING FACE SEAL FITTINGS AND O-RINGS	5
2 FRAME	6
3 SKINS	8
3.1 SKINS - FRONT SKIN ASSEMBLY	10
3.2 SKINS - DOOR ASSEMBLY - CURBSIDE AND ROADSIDE	12
3.3 SKINS - GRILLE ASSEMBLY	14
4 EVAPORATOR	16
4.1 EVAPORATOR	20
4.1.1 EVAPORATOR - FAN DECK ASSEMBLY	21
4.1.2 EVAPORATOR - HEAT EXCHANGER ASSEMBLY	21
5 REFRIGERATION	22
5.1 REFRIGERATION - TUBING AND HARDWARE	22
5.2 REFRIGERATION - ACCUMULATOR	24
6 CONDENSER / RADIATOR / COOLANT	26
6.1 RADIATOR AND COOLANT	26
6.2 CONDENSER - TUBING	28
7 POWER TRAY	30
7.1 POWER TRAY - COMPRESSOR AND MOTOR	30
7.2 POWER TRAY - ALTERNATOR, IDLER AND PULLEYS	32
7.3 POWER TRAY - ALTERNATOR	34
7.4 POWER TRAY - ENGINE ASSEMBLY AND MOUNTING	36
7.5 POWER TRAY - SPEED CONTROL	38
8 OIL SYSTEM	40
9 FUEL PUMP AND FILTER	42
9.1 FUEL PUMP AND FILTER WITHOUT HEATER	42
9.2 FUEL FILTER WITH HEATER	44
10 AIR CLEANER	46
11 EXHAUST SYSTEM	47

TABLE OF CONTENTS

PARAGRAPH NUMBER		Page
12	ELECTRICAL	48
12.1	ELECTRICAL - ENGINE HARNESS	48
12.2	ELECTRICAL - MISCELLANEOUS HARNESSES	50
12.3	ELECTRICAL - CONDENSER SECTION	52
12.4	ELECTRICAL - EVAPORATOR SECTION	54
12.5	ELECTRICAL - CONTROL BOX	56
12.6	ELECTRICAL - CONTROL BOX - BOX ASSEMBLY	60
12.7	ELECTRICAL - STANDBY PANEL ASSEMBLY	61
12.8	ELECTRICAL - RECEPTACLE BOX	62
13	DECALS	64
14	OPTIONS	66
14.1	OPTIONS - DATALINK	66
14.2	OPTIONS - DATALINK HARNESS	68
14.3	OPTIONS - REMOTE CONTROLLER	70
14.4	OPTIONS - DOOR SWITCH	72
14.5	OPTIONS - BATTERY BOX AND CABLES	74
15	MOUNTING KITS - PARTS NOT SHOWN	75
	PART NUMBER INDEX	Index-1

INTRODUCTION

This parts list identifies service replacement parts for the Carrier Transicold Supra 950 Truck Refrigeration Units. This model is designed for medium temperature cooling, heating and defrost for truck applications.

MODEL CHART

Unit			Engine		Compressor
Model No.	Description	Refrigerant	Model No.	Engine P/N	Model & Part No.
TDS-16EE4-3M-B	With Standby	R-404A	CT3-69TV-EB	26-60002-05	05G
TDB-16EE0-3M-B	Without Standby				18-00091-106

MANUAL/ FORM NO.	PART NUMBER COVERED	EQUIPMENT COVERED	TYPE OF MANUAL/FORM
62-10079-01	26-60002-05	CT3-69TV-EB Engine	Engine Parts List
62-01153	18-00091-106	05G Compressor	Compressor Parts List

ORDERING INSTRUCTIONS

All orders and inquiries for parts must include:

- Unit Serial Number
- Part Number
- Description of Part
- Quantity Required

Address all correspondence for parts to the following address:

CARRIER TRANSICOLD DIVISION
 Replacement Components Group
 TR-20, P.O. Box 4805
 Syracuse, New York 13221
 or
 Fax to: (315) 432-3778

GENERAL NOTES

To find replacement parts, consult table of contents, and turn to the appropriate page for the illustrated breakdown of replacement parts. The following letter designations are used to classify parts throughout this list:

The following letter designations are used to classify parts throughout this list:

A/R *As Required.*

P-- *Suffix P--* added to the part number means the part is available in a packaged quantity only.
 Example: P/N34-00373-01P10 is a package of 10 P/N34-00373-01. Use the part number and the P-- suffix when ordering.

PL *Purchase locally.*

SST *Stainless Steel* - 300 Series unless otherwise specified.

SV *Suffix SV* - added to the part number designates service part replacement part.

1 QUICK LIST	
1.1 BELTS	
PART NO.	DESCRIPTION
50-00178-58	V-BELT, BX SECTION, MATCHED SET, COMPRESSOR / STANDBY MOTOR
25-33023-00	V-BELT, WATER PUMP
50-01166-00	V-BELT, BX SECTION, BANDED, ENGINE / COMPRESSOR
50-00179-20	V-BELT, ALTERNATOR "A" SECTION, 36.1"OD
1.2 ENGINE, COMPRESSOR, ALTERNATOR, STANDBY MOTOR	
PART NO.	DESCRIPTION
26-60002-05	ENGINE, KUBOTA, CT3-69TV - INCLUDES:
29-70158-00	STARTER ASSEMBLY
25-33023-00	V-BELT, WATER PUMP
30-00323-00	OIL FILTER
30-60051-01	MUFFLER, EXHAUST
10-60018-00SV	SOLENOID, 12 VDC, ENGINE SPEED
18-00091-106	COMPRESSOR, 37 CFM, TWINPORT 05G
22-02579-00	COIL, COMPRESSOR UNLOADER
30-60050-04	ALTERNATOR, 70-AMP
54-60027-06	MOTOR SHELL, NON-STANDBY UNITS ONLY
54-60027-05	MOTOR, STANDBY 9KW, 230/3/60 OR 460/3/60
54-60006-13	MOTOR, 12 VDC, EVAP FAN
1.3 FILTERS	
PART NO.	DESCRIPTION
30-60049-00	AIR CLEANER ASSEMBLY - INCLUDES:
30-60049-20P12	ELEMENT, AIR FILTER (SOLD IN CASE OF 12)
14-00326-03	FILTER-DRIER, 3/8" ORS - INCLUDES:
42-00243-10	O-RING, 0.31" ID X 0.44" OD
58-00869-00	BAG, FELT, SUCTION FILTER SOCK
30-00323-00	OIL FILTER, ENGINE
30-01090-05	FILTER, FUEL
30-01079-01	FILTER ELEMENT, FUEL, BOWL-TYPE
30-01108-20	FILTER, FUEL PUMP, 70-MICRON

1.4 FUSES	
PART NO.	DESCRIPTION
22-60340-04	FUSE, MIDI-FUSE 80-AMP
22-60599-00	FUSE HOLDER, FOR ABOVE 80-AMP MIDI-FUSE
22-02336-02	FUSE, 5-AMP
22-02336-06	FUSE, 15-AMP
22-02336-01	FUSE, 20-AMP
22-02336-50	REMOVAL TOOL, FUSE
22-02336-04	FUSE, 10-AMP
22-02336-03	FUSE, 3-AMP
22-02338-02	FUSE HOLDER, FOR ABOVE 3-AMP FUSE
22-02336-05	FUSE, 25-AMP (FUEL HEATER)
1.5 REFRIGERATION: VIBRASORBER, VALVES AND COILS	
PART NO.	DESCRIPTION
73-60024-00	VIBRASORBER, SUCTION 1-1/8" OD
73-60010-00	VIBRASORBER, DISCHARGE, 7/8" OD
14-60026-00	CHECK-VALVE, 1/4" M ORS
14-60026-01	CHECK-VALVE, 3/8" M ORS
17-31062-00	VALVE, SERVICE, SUCTION, 1-1/8" OD TUBE
17-44141-00	GASKET, SUCTION SERVICE VALVE
14-01042-14	VALVE, SERVICE, DISCHARGE, 7/8" OD TUBE
17-44138-00	GASKET, DISCHARGE SERVICE VALVE
14-00205-00	VALVE, COMPRESSOR PRESSURE REGULATING, CPR
14-00352-00	VALVE, 3-WAY, LESS COIL
22-02579-01	COIL, 3-WAY VALVE
14-60007-00	ADAPTER, TXV, 3/8" TUBE
14-60009-05	ORIFICE, TXV, # 5, BRAZED-ON
14-60039-00	VALVE, EXPANSION, TXV
08-60040-00	HEAT EXCHANGER, LSHX, 1-1/8" OD
14-00220-03	SIGHTGLASS, RECEIVER, UPPER
14-00272-00	VALVE, PRESSURE RELIEF, RECEIVER
14-00220-05	SIGHTGLASS / MOISTURE INDICATOR, RECEIVER, LOWER
08-60047-05-SP	COIL, CONDENSER / RADIATOR
08-60058-08	EVAPORATOR COIL, SUPRA 950

1.6 HARNESSES AND CAB COMMAND	
PART NO.	DESCRIPTION
22-02858-00	HARNESS, ENGINE, MICRO
22-60001-00	HARNESS, EVAP FANS
22-60002-02	HARNESS, KLIXON
22-60287-02	HARNESS, FUEL PUMP
22-60030-00	HARNESS, INFO-START
22-60116-05	HARNESS, DEFROST KLIXON
22-01637-00	HARNESS AMBIENT TEMP SENSOR, ATS
22-60255-00	HARNESS, EVAP DAMPER
22-02825-00	HARNESS, DATALINK
22-60669-00	HARNESS, DOOR SWITCH RELAY
22-60353-00	HARNESS, + MICRO
22-02643-00	WIRE HARNESS, RECEPTACLE BOX
91-60110-07	MODULE, REMOTE CONTROL PANEL, SURFACE MOUNT
91-60112-08	MODULE, REMOTE CONTROL PANEL, FLUSH MOUNT
22-60460-00	HARNESS ASSEMBLY, REMOTE PANELS
76-60798-05	EXTENSION CABLE, REMOTE PANEL, 5 METERS (16.4 FT)
76-60798-10	EXTENSION CABLE, REMOTE PANEL, 10 METERS (33 FT)
76-60798-15	EXTENSION CABLE, REMOTE PANEL, 15 METERS (49.2 FT)
12-00325-02	CAB COMMAND, MICRO CONTROL
22-60664-03	CABLE ASSEMBLY, CAB COMMAND 10M (33 FT)
22-60664-01	CABLE ASSEMBLY, CAB COMMAND 18M (59 FT)
22-60664-02	CABLE ASSEMBLY, CAB COMMAND 13M (43 FT)
22-60664-10	CABLE ASSEMBLY, CAB COMMAND, SERVICE (FROM CAB COMMAND TO MAIN CABLE)
1.7 SENSORS AND SWITCHES	
PART NO.	DESCRIPTION
12-01039-08	SWITCH, AIR, ADJUSTABLE
12-00283-00SV	TRANSDUCER, SUCTION, CSP, WITH HARNESS
12-00309-04	SWITCH, PRESSURE, NC, 465 / 350 PSIG
12-00284-00	THERMISTOR, PROBE, COMPRESSOR TEMP.
12-01145-03	THERMISTOR, PROBE, ENGINE TEMP.
12-00592-00	SWITCH, PRESSURE OIL
22-60010-00	SENSOR ASSEMBLY, RETURN AIR, RAS
12-00256-25	THERMOSTAT, DEFROST TERMINATION, KLIXON
12-01104-05	SENSOR, THERMISTOR, ATS
10-01129-15SV	SWITCH, TOGGLE, 1-POLE OFF/ON
10-01129-16SV	SWITCH, TOGGLE, GLOW/CRANK (IF PRESENT)
12-60004-00	MODULE, RESISTOR / DIODE, ALTERNATOR
12-00419-06	SWITCH ASSEMBLY, MAGNETIC, (MAGNET AND SWITCH) DOOR OPEN, SWITCH CLOSED

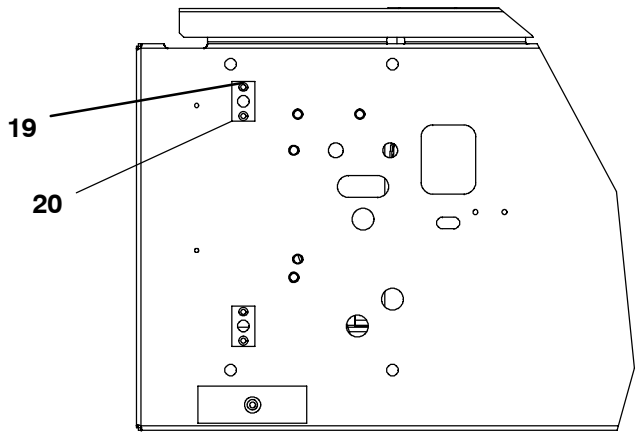
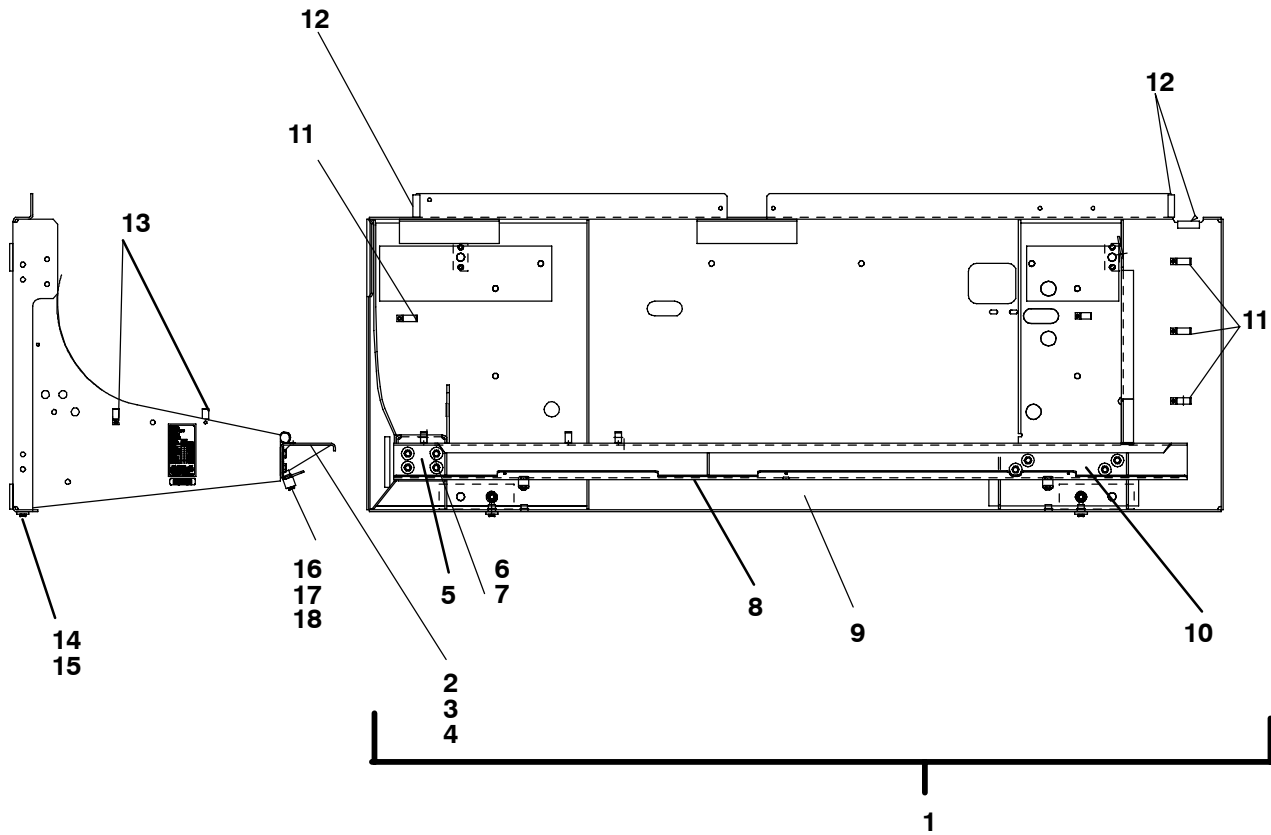
1.8 FIELD INSTALLED OPTIONS

PART NO.	DESCRIPTION
76-60801-01	SUPPLY AIR SENSOR
76-60802-02	OIL DRAIN EXTENSION KIT, 1 METER LONG
76-60802-03	OIL DRAIN EXTENSION KIT, 2 METER LONG
76-60808-01	FUEL HEATER KIT
79-60487-02	TOP GRILLE KIT, STANDARD
79-60487-03	TOP GRILLE KIT, LOW NOISE
79-60547-06	BOTTOM PANEL KIT
76-61185-02	LOW-NOISE KIT
65-01033-01	FUEL TANK, 30 GAL, SIDE FILL
65-01033-02	FUEL TANK, 30 GAL, END FILL
76-00343-00	FUEL TANK MOUNTING KIT, SIDE MOUNT
76-00343-01	FUEL TANK MOUNTING KIT, TOP MOUNT
76-50073-00	FUEL TANK PICK-UP TUBE KIT
76-60809-00	BATTERY BOX KIT
76-60813-00	MANUAL GLOW / CRANK SWITCH KIT
76-00550-00	DATALINK KIT
76-61045-00	DOOR SHUTDOWN SWITCH KIT
76-60876-00	REMOTE PANEL KIT, SURFACE MOUNT
76-60876-01	REMOTE PANEL KIT, FLUSH MOUNT
76-60798-05	EXTENSION CABLE, REMOTE PANEL, 5 METERS (16.4 FT)
76-60798-10	EXTENSION CABLE, REMOTE PANEL, 10 METERS (33 FT)
76-60798-15	EXTENSION CABLE, REMOTE PANEL, 15 METERS (49.2 FT)
76-00537-23	UNIT ACCESSORY AND MOUNTING KIT, NO STANDBY
76-00537-24	UNIT ACCESSORY AND MOUNTING KIT, 230 / 3 / 60 STANDBY
76-00537-26	UNIT ACCESSORY AND MOUNTING KIT, 460 / 3 / 60 STANDBY

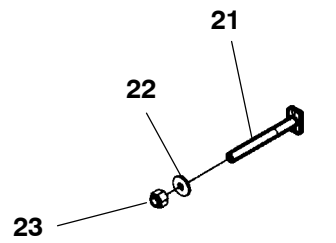
1.9 O-RING FACE SEAL FITTINGS AND O-RINGS

TUBE SIZE - OD	SLEEVE P/N	NUT P/N	O-RING P/N
1/4"	40-60008-01	34-06121-07	42-00243-10
3/8"	40-60008-02	34-06121-06	42-00243-09
1/2"	40-60008-03	34-06121-05	42-00243-04
5/8"	40-60008-04	34-06121-04	42-00243-03
7/8"	40-60008-07	34-06121-00	42-00243-00

2 FRAME



REAR VIEW OF FRAME

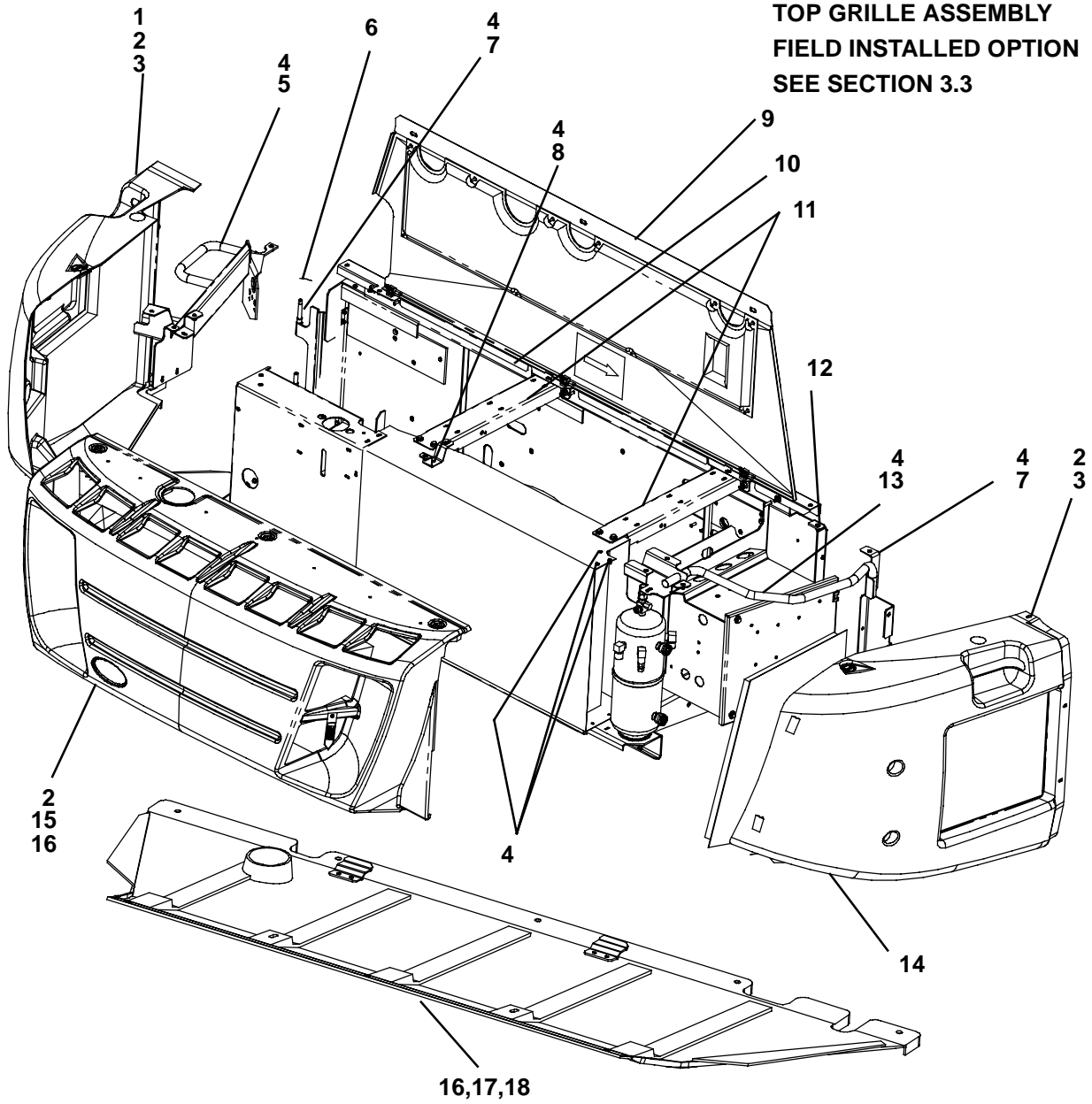


UNIT MOUNTING

2 FRAME			
Item	Part Number	Description	Qty
1	79-60263-02	FRAME ASSEMBLY, SUPRA 950 - INCLUDES:	1
2	67-60303-00	ANGLE	1
3	34-60095-27	WASHER, LOCK, M6 X 14 MM O.D.	4
4	34-01152-20	SCREW, CAP HXHD, M6 X 20 MM (.787)	4
5	68-07663-00	PLATE, SUPPORT, 4-HOLE	1
6	34-00876-30	SCREW, CAP HXHD, M8 X 30 MM (1.18)	8
7	34-01184-58	NUT, LOCK, M8 NYLOCK	8
8	86-60599-03	CHANNEL ASSEMBLY	1
9	86-60384-02	FRAME ASSEMBLY, WELDMENT	1
10	68-07663-01	PLATE, SUPPORT, 2-HOLE	2
11	44-01139-01	CLAMP, CABLE, 1.00 DIAMETER HARNESS	5
12	42-00183-00	TRIM, FLEXIBLE, BLACK (SOLD IN 25 FT ROLLS)	A / R
13	44-01139-02	CLAMP, CABLE, .750 DIAMETER HARNESS	4
14	34-00876-20	SCREW, CAP HXHD, M8 X 20 MM (0.79)	2
15	34-01249-21	SPACER, M10 X 25 OD X 6 THK	2
16	34-00876-35	SCREW, CAP HXHD M8 X 35 MM (1.38)	2
17	58-00836-10	SPACER, NYLON	2
18	34-00662-12	WASHER, PLAIN, 5/16"	2
19	34-01274-00	RIVET, COUNTERSUNK, 1/4" DIA.	4
20	68-07486-00	PLATE, UNIT MOUNTING, 1/4" THK	2
21	34-01235-04	BOLT, T-HEAD, 1/2-13 X 6.56" L	4
22	34-00361-15	NUT, LOCK, 1/2-13	4
23	34-00366-15	WASHER, FLAT, 1/2" ID	4

3 SKINS

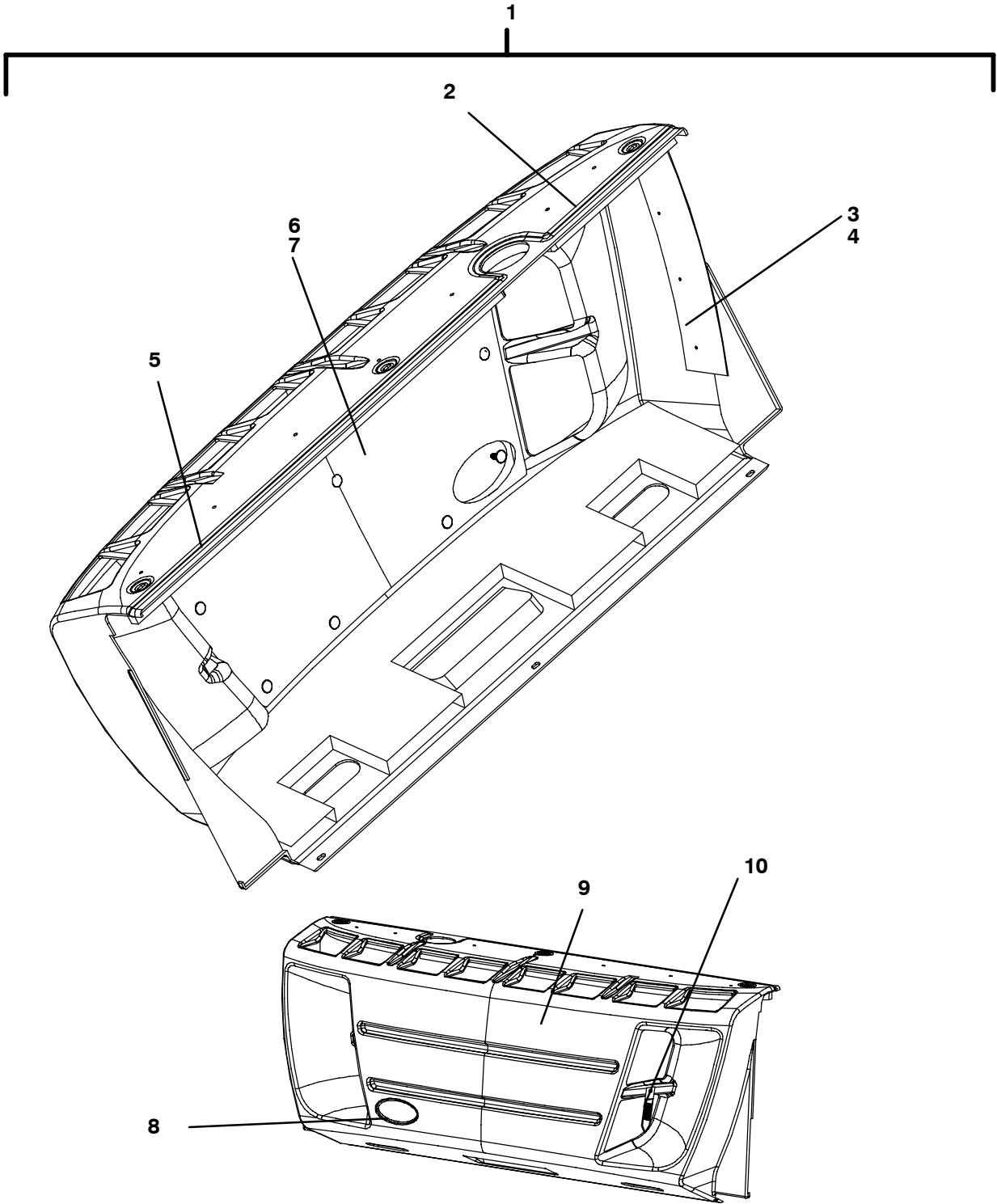
**TOP GRILLE ASSEMBLY
FIELD INSTALLED OPTION
SEE SECTION 3.3**



3 SKINS

Item	Part Number	Description	Qty
1	79-60478-06	DOOR ASSEMBLY, CURBSIDE, STANDARD, SEE SECTION 3.2	1
	79-60478-07	DOOR ASSEMBLY, CURBSIDE, LOW-NOISE, SEE SECTION 3.2	
2	34-60044-00	SCREW, M6 X 20	11
3	58-60681-00	WASHER, NYLON, M6-30	8
4	34-01266-20	SCREW, HXHD SEMS M6 X 20MM	11
5	86-61228-01	BRACKET ASSEMBLY, FILTERS AND SERVICE HANDLE, CURBSIDE	1
6	34-01184-58	NUT, LOCK, M8 NYLOCK	1
7	44-60111-01	HINGE ASSY, DOUBLE MALE	1
8	67-60297-01	BRACKET, FRONT GRILL TOP	1
9	76-61184-02	GRILLE ASSEMBLY, TOP, STANDARD, SEE SECTION 3.3	1
	76-61184-03	GRILLE ASSEMBLY, TOP, LOW-NOISE, SEE SECTION 3.3	
10	67-60016-02	COVER, ENGINE HARNESS	1
11	68-60212-00	CHANNEL, SUPPORT, CONDENSER	2
12	67-60488-00	BRACKET	1
13	86-61073-00	SERVICE HANDLE ASSY, ROADSIDE	1
14	79-60599-02	DOOR ASSEMBLY, RS, STANDARD, SEE SECTION 3.2	1
15	79-60484-02	SKIN ASSEMBLY, FRONT, STANDARD, SEE SECTION 3.1	1
	79-60484-03	SKIN ASSEMBLY, FRONT, LOW-NOISE, SEE SECTION 3.1	
16	58-60306-06	WASHER, NYLON, M6 ID X 18 MM OD	15
17	77-60856-02	COVER, BOTTOM - INCLUDES:	1
18	34-60044-01	SCREW, M6 X 35	12

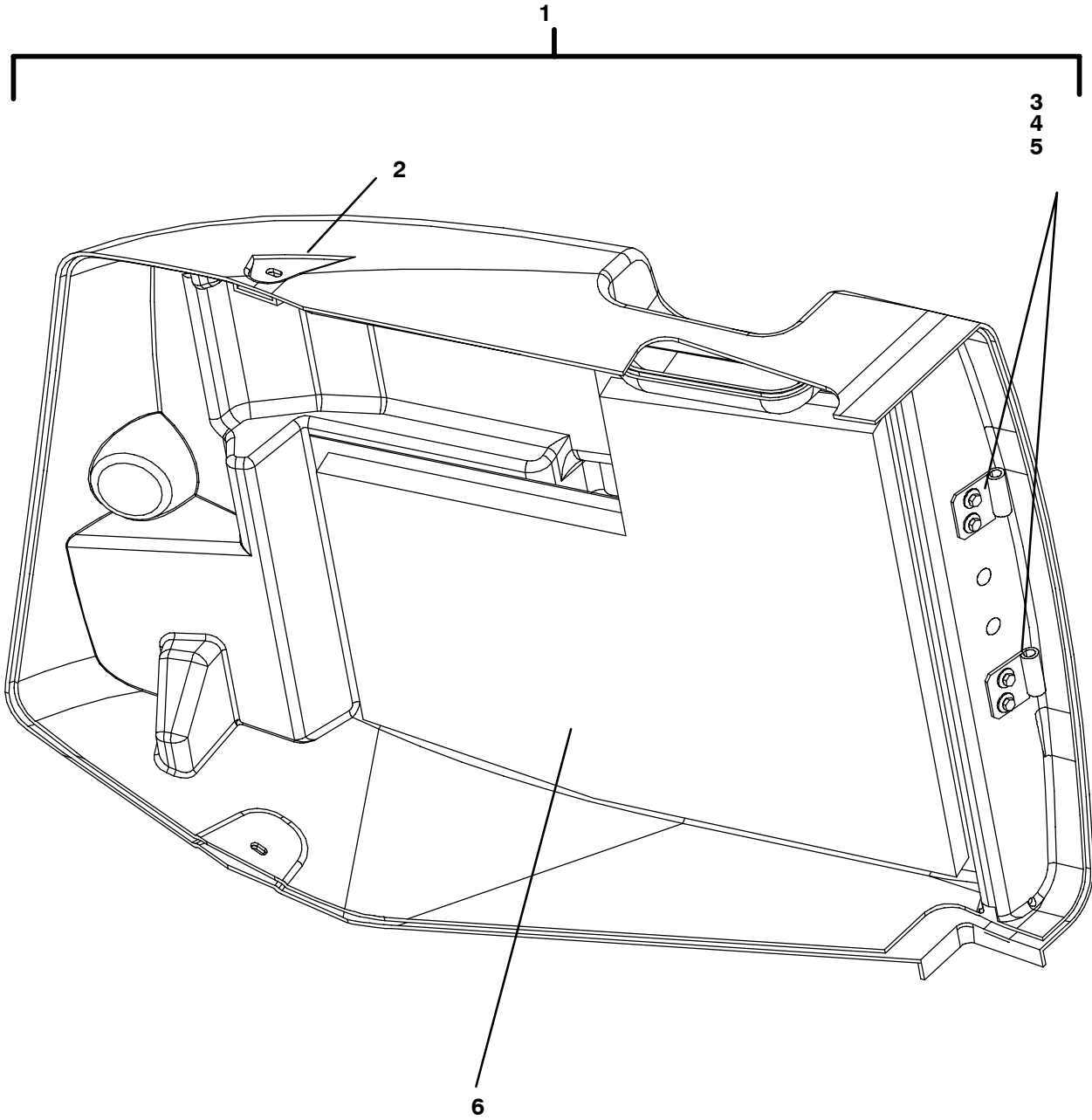
3.1 SKINS - FRONT SKIN ASSEMBLY



3.1 SKINS - FRONT SKIN ASSEMBLY

Item	Part Number	Description	Qty
1	79-60484-02	SKIN ASSEMBLY, FRONT, STANDARD - INCLUDES:	1
	79-60484-03	SKIN ASSEMBLY, FRONT, LOW-NOISE - INCLUDES:	
2	68-61980-01	ANGLE, ROADSIDE	1
3	58-60603-00	DEFLECTOR, SUPRA 950	1
4	34-01151-05	WASHER, FLAT, M5	4
5	68-61980-00	ANGLE, CURBSIDE	1
6	58-60590-00	PIN, SUPPORT, FOAM, LOW NOISE ONLY	11
7	58-60559-00	FOAM, CENTER, LOW-NOISE ONLY	1
8	62-60390-01	DECAL, CARRIER BLUE OVAL	1
9	62-60008-04	DECAL, CARRIER	1
10	62-03905-00	DECAL, AIR-FLOW INDICATOR	1

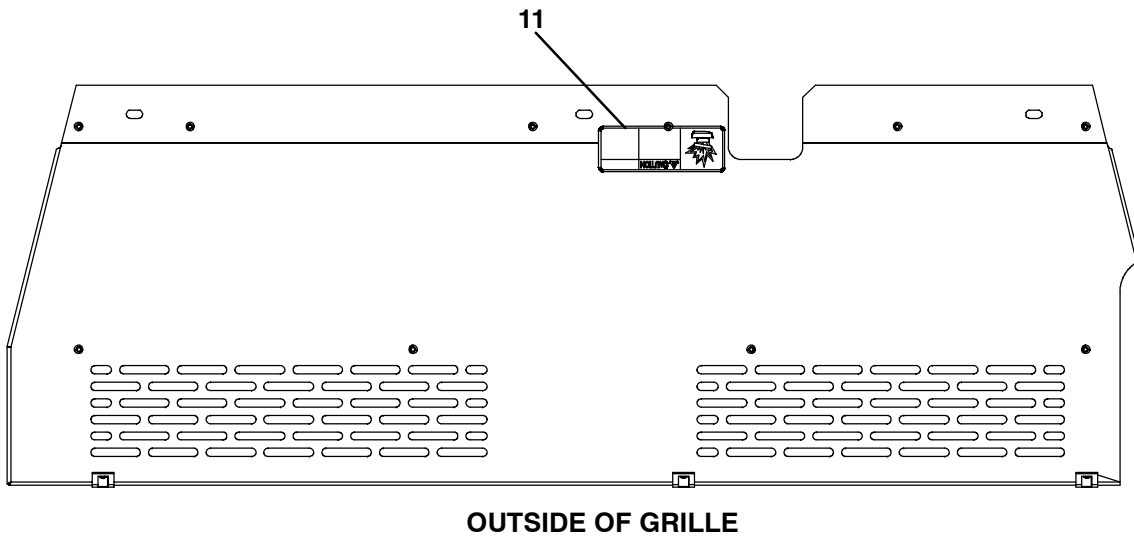
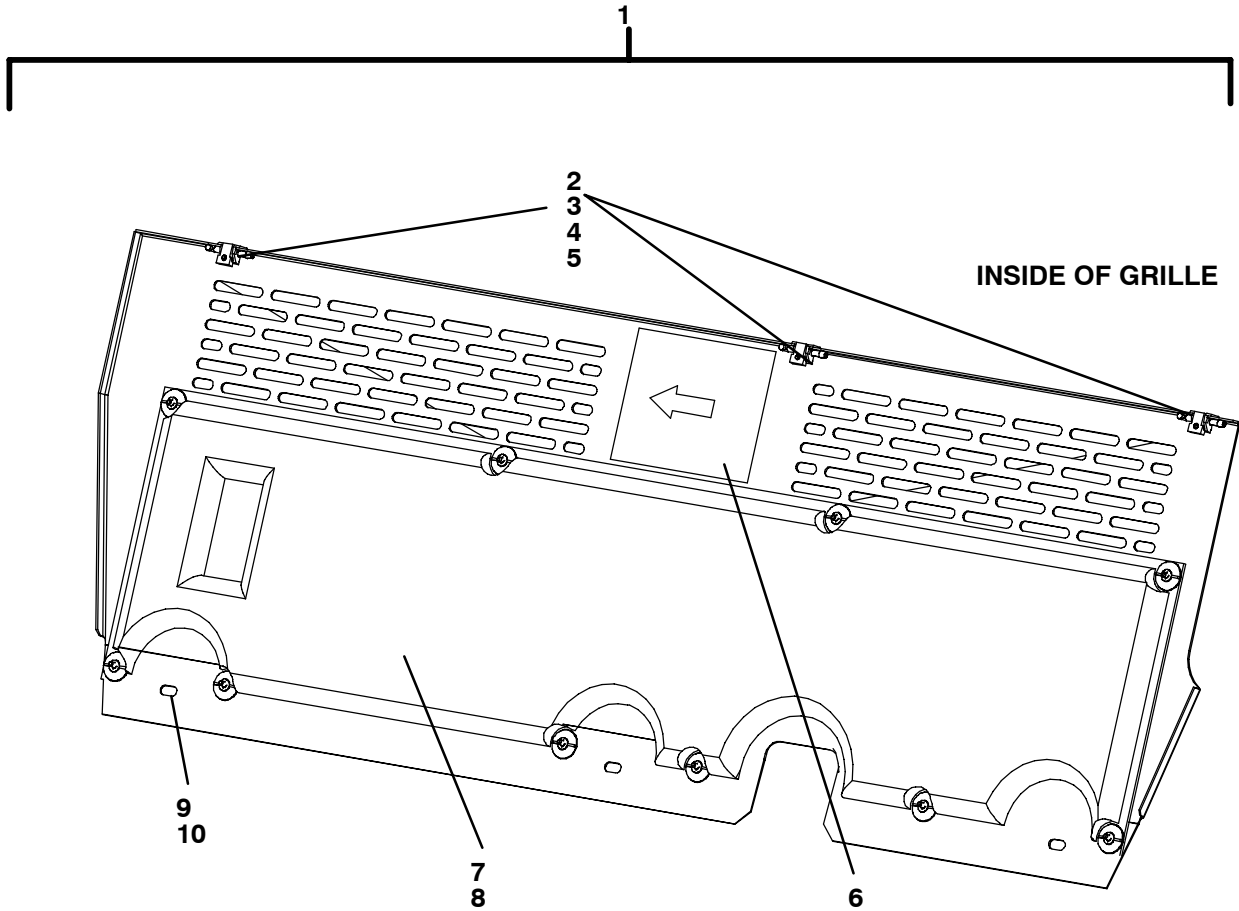
3.2 SKINS - DOOR ASSEMBLY - CURBSIDE AND ROADSIDE



3.2 SKINS - DOOR ASSEMBLY - CURBSIDE AND ROADSIDE

Item	Part Number	Description	Qty
1	79-60559-02	DOOR ASSEMBLY, ROADSIDE, STD	1
	79-60478-06	DOOR ASSEMBLY, CURBSIDE, STANDARD - INCLUDES:	1
	79-60478-07	DOOR ASSEMBLY, CURBSIDE, LOW-NOISE - INCLUDES:	
2	62-61454-00	DECAL, SAFETY - ROADSIDE ONLY	1
3	67-60487-00	BRACKET / HINGE PLATE - ROADSIDE ONLY	1
4	34-60068-20	SCREW, M6 X 20MM LG. - ROADSIDE ONLY	4
5	44-60113-00	HINGE, FEMALE - ROADSIDE ONLY	2
6	58-60553-02	FOAM, LOW-NOISE ONLY - ROADSIDE ONLY	1

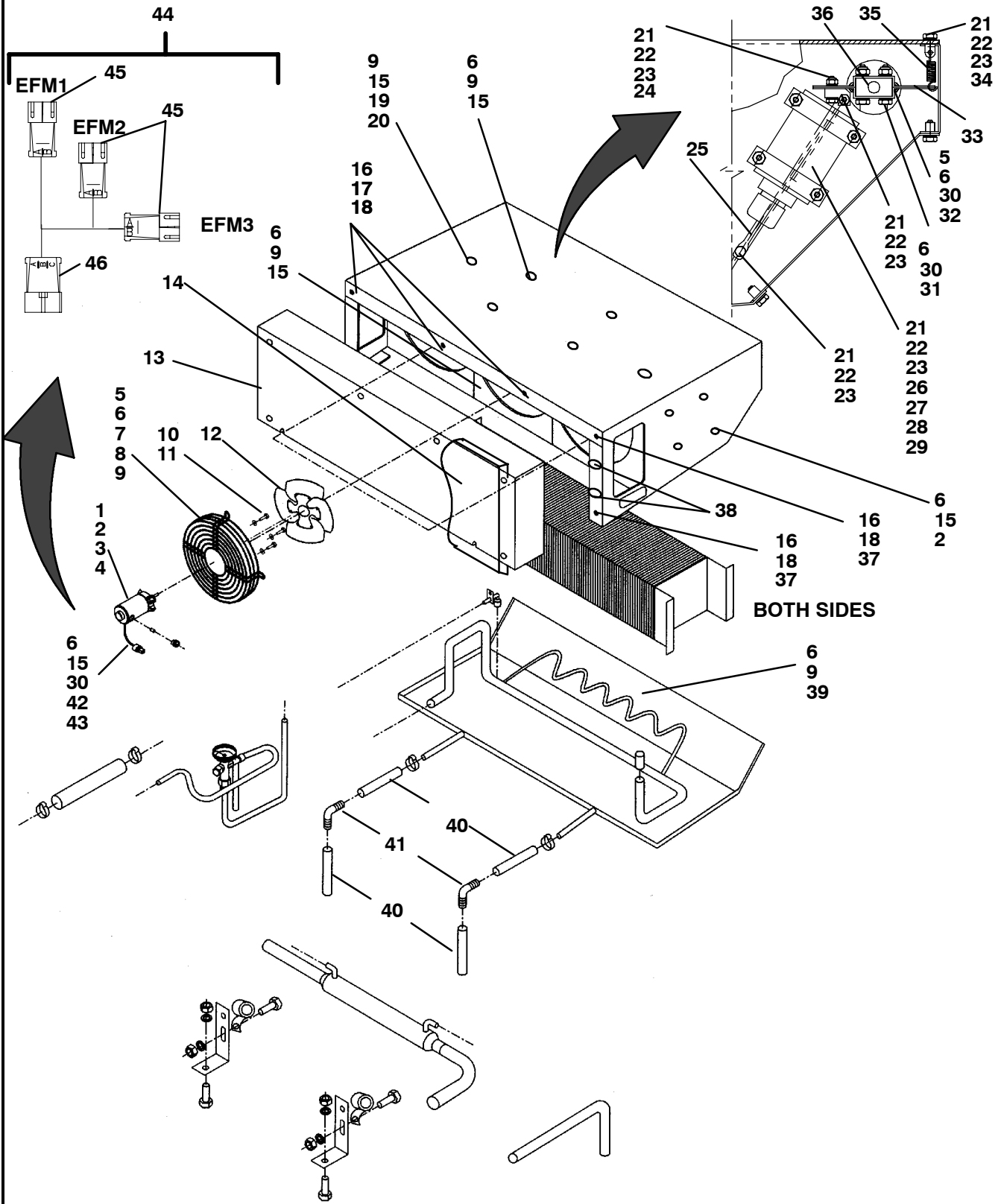
3.3 SKINS - GRILLE ASSEMBLY



3.3 SKINS - GRILLE ASSEMBLY

Item	Part Number	Description	Qty
1	79-60487-02	GRILLE ASSEMBLY, TOP, STANDARD - INCLUDES:	1
	79-60487-03	GRILLE ASSEMBLY, TOP, LOW-NOISE - INCLUDES:	
2	44-00356-00	HINGE, TWO-PIECE PLASTIC	3
3	34-60092-16	SCREW, TF DRIVE M5-16	3
4	34-60002-05	WASHER, M5 BELLEVILLE	3
5	34-01184-05	NUT, LOCK, M5 NYLOCK	3
6	62-60192-00	DECAL, WARNING, ROTATION	1
7	58-60560-01	FOAM, TOP GRILL, LOW-NOISE ONLY	1
8	44-60101-00	NUT, PLASTIC, LOW-NOISE ONLY	10
9	34-60044-01	SCREW, M6 X 35	3
10	58-60681-00	WASHER, NYLON, M6 ID X 30 MM OD	3
11	62-02142-01	DECAL, CAUTION RADIATOR FILL	1

4 EVAPORATOR



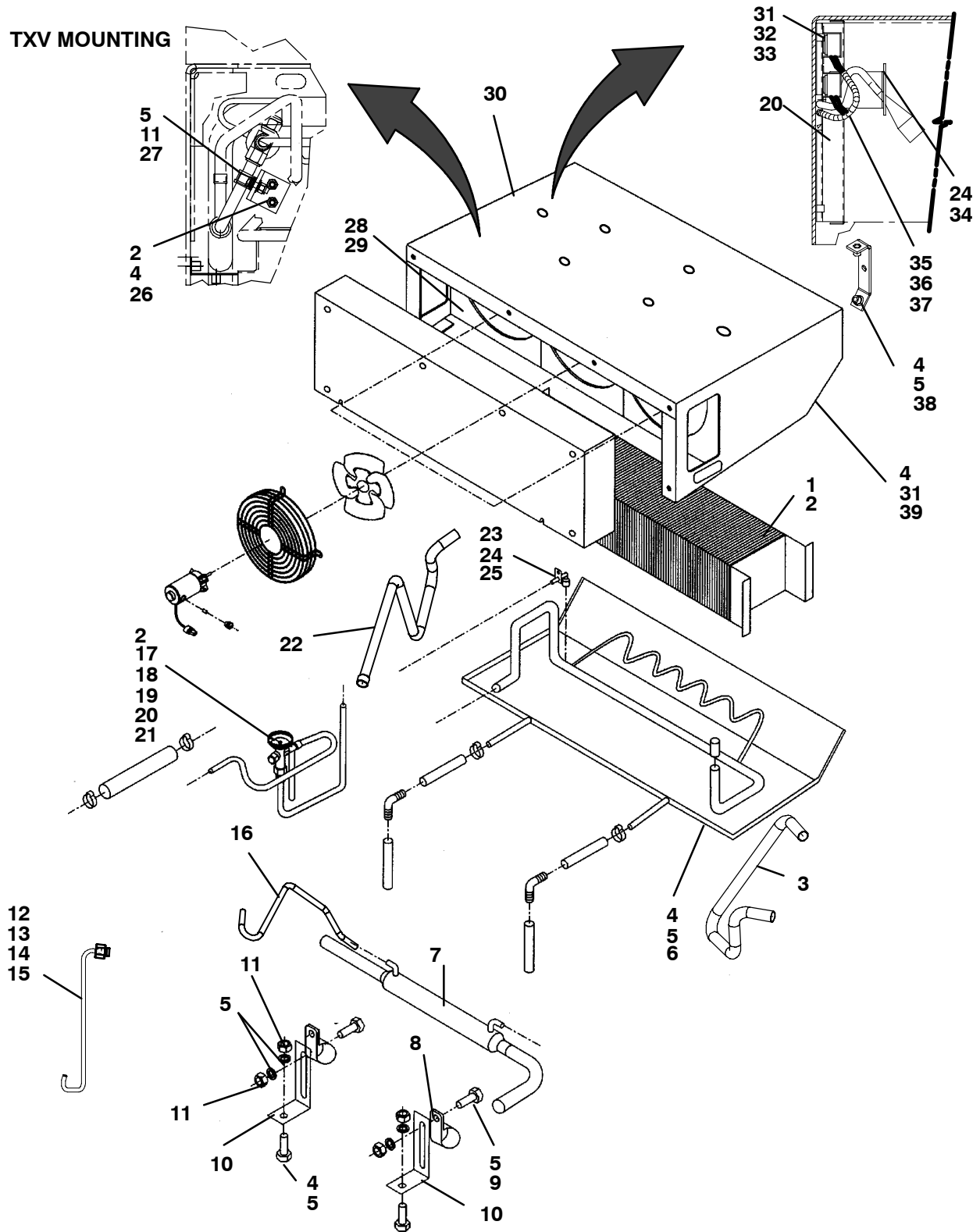
4 EVAPORATOR

Item	Part Number	Description	Qty
1	54-60006-13	MOTOR, EVAP FAN, 14 VDC - INCLUDES:	3
2	54-60006-30	BRUSH, MOTOR	2
3	54-60006-31	BRUSH CAP, MOTOR	2
4	22-50078-02SV	CONNECTOR, 2-WIRE (MATES WITH 22-50078-01SV)	1
5	34-01152-25	SCREW, CAP HXHD, M6 X 25 MM (.984)	A/R
6	34-60095-46	WASHER, LOCK, M6	A/R
7	34-01249-00	SPACER, MOTOR MOUNT, M6 X 25 OD X 4 THK.	12
8	73-00331-00	MOTOR MOUNT, EVAP FAN MOTOR	3
9	34-06051-200	RIVNUT, M6	36
10	34-60001-20	SCREW, CAP HXHD, M7 X 20 MM (.787)	9
11	34-01146-08	WASHER, LOCK, M8, SPRING	9
12	38-60010-00	FAN BLADE ASSEMBLY, EVAPORATOR	3
13	58-60165-01	BULK-HEAD, EVAP.	1
14	42-01216-02	GASKET, EVAP BULK-HEAD	1
15	34-01152-20	SCREW, CAP HXHD, M6 X 20 MM (.787)	A/R
16	34-01184-10	NUT, LOCK, M10 NYLOCK	8
17	34-01261-10110	SCREW, CAP HXHD, M10 X 110 MM (4.331)	2
18	34-01151-10	WASHER, FLAT, M10	16
19	34-60095-27	WASHER, LOCK, M6 X 14 MM O.D.	2
20	34-00662-20	WASHER, PLAIN, .281 ID	2
21	34-60095-25	WASHER, LOCK, M5 X 12 MM O.D.	11
22	34-00658-10	SCREW, MACH HXHD, # 10-32 X 1-1/4" L	3
23	34-00795-09	NUT, SELF LOCK, # 10-32	3
24	48-60069-00	ADAPTER, LINKAGE, DAMPER	1
25	68-60311-00	ROD, LINKAGE, DAMPER SOLENOID	1
26	10-60018-00SV	SOLENOID, 12 VDC, EVAP DAMPER - INCLUDES:	1
27	22-50078-02SV	CONNECTOR, 2-WIRE (MATES WITH 22-50078-01SV)	1
28	58-60201-00	BOOT, SOLENOID	1
29	12-60041-00	PLUNGER ASSEMBLY	1
30	34-01184-06	NUT, LOCK, M6 NYLOCK	A/R
31	34-01152-35	SCREW, CAP HXHD, M6 X 35 MM (1.378)	5
32	58-60223-00	BUSHING, ARTICULATION, DAMPER BLADE	2
33	68-60310-01	DAMPER BLADE, EVAP	2
34	68-11266-00	EYELET, DAMPER SPRING	1
35	73-60005-00	SPRING, DAMPER BLADE	1
36	48-60068-00	SHAFT, ARTICULATION, DAMPER BLADE	2
37	34-01261-10120	SCREW, CAP HXHD, M10 X 120 MM (4.724)	4
38	58-00065-66	GROMMET, .56 I.D. X .81 O.D.	2
39	34-01152-16	SCREW, CAP HXHD, M6 X 16 MM (.629)	4
40	58-00529-00	HOSE, DEFROST, 5/8 I.D. (SOLD IN 25' ROLL)	A/R
41	58-01296-00	ELBOW, NYLON, MALE, BARBED, 5/8" OD	2
42	34-00373-07	CLAMP, TUBE, .62 DIAMETER CUSHION	1
43	58-00079-02	STA-STRAP, 0-1.75" DIAMETER CABLE	4
44	22-60001-00	HARNESS, EVAP FANS - INCLUDES:	1
45	22-50078-01SV	CONNECTOR, 2-WIRE (MATES WITH 22-50078-02SV)	3
46	22-50078-08SV	CONNECTOR, 3-WIRE (MATES WITH 22-50078-05SV)	1

4 EVAPORATOR (Continued)

AIR SENSOR FITTING MOUNTING

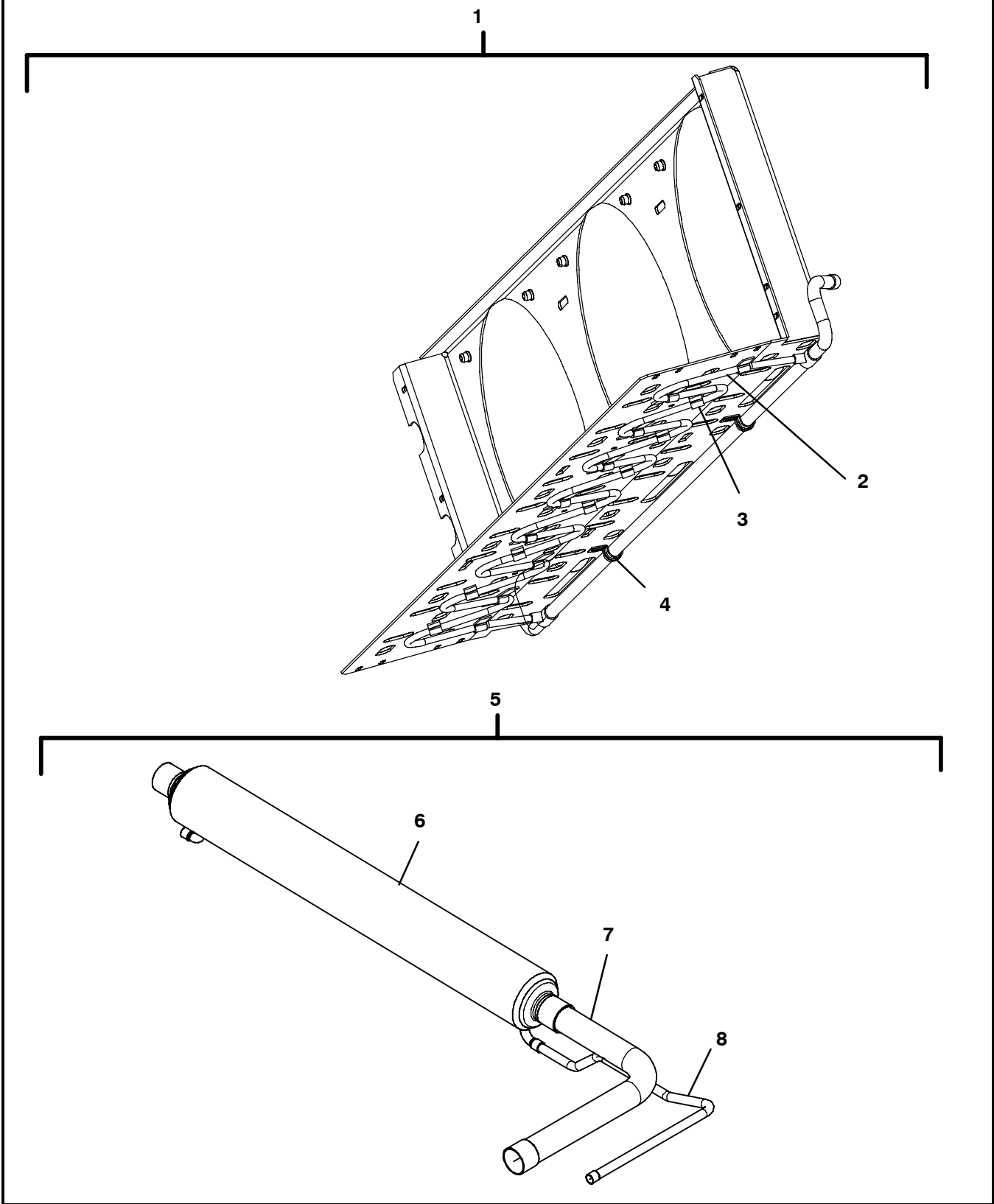
TXV MOUNTING



4 EVAPORATOR (Continued)

Item	Part Number	Description	Qty
1	08-60058-08	EVAPORATOR COIL, SUPRA 950	1
2	34-06051-200	RIVNUT, M6	36
3	56-03665-00	TUBE, DEFROST, RS, 1/2" OD	1
4	34-01152-20	SCREW, CAP HXHD, M6 X 20 MM (.787)	A/R
5	34-60095-46	WASHER, LOCK, M6 X 18 MM O.D.	A/R
6	86-02994-00	DRAIN PAN ASSEMBLY, WELDED	1
7	81-02620-00	HEAT EXCHANGER / TUBE ASSEMBLY, SEE SECTION 4.1	1
8	34-00373-65	CLAMP, TUBE, 1.12 DIAMETER CUSHION	2
9	34-01152-25	SCREW, CAP HXHD, M6 X 25 MM (.984)	A/R
10	68-07142-01	BRACKET, TUBE SUPPORT	1
11	34-01184-06	NUT, LOCK, M6 NYLOCK	A/R
12	42-00243-10	O-RING, 0.31 ID X 0.44 OD	1
13	82-60068-00	TUBE ASSEMBLY, EQUALIZER LINE, 1/4" - INCLUDES:	1
14	40-60008-01	ORS SLEEVE, 1/4" TUBE (USE 42-00243-10 O-RING)	1
15	40-60009-01	ORS NUT	1
16	56-03878-00	TUBE, 3/8"OD, LSHX LIQUID-LINE EXIT	1
17	14-60009-05	ORIFICE, TXV, NO.5, BRAZED-ON	1
18	14-60007-00	ADAPTER, TXV, 3/8" TUBE	1
19	44-01142-00	CLAMP, BANDING, TXV BULB STRAP	2
20	42-00032-09	INSULATION, PRESSTITE (30 FT ROLL)	A / R
21	14-60039-00	VALVE, EXPANSION, TXV	1
22	56-03880-00	TUBE, DEFROST, CS, 1/2" OD	1
23	22-01100-00	TUBE, 3/16 ID, CLEAR (SOLD IN 25 FT ROLLS)	A / R
24	58-00793-00	FITTING, AIR SENSING	1
25	58-01149-00	TUBE, 3/16" ID, RED (SOLD PER FOOT)	A / R
26	68-61890-00	ANGLE, TXV SUPPORT	1
27	34-00373-05	CLAMP, TUBE, .50 DIAMETER CUSHION	1
28	86-03047-00	FAN DECK ASSEMBLY, SEE SECTION 4.1.1	1
29	34-60095-25	WASHER, LOCK, M5 X 12 MM O.D.	11
30	86-03074-00	EVAP HOUSING, TOP AND SIDES	1
31	34-60095-46	WASHER, LOCK,. M6 X 18 MM O.D.	A/R
32	34-06051-130	RIVNUT, M4	4
33	34-60095-24	WASHER, LOCK, M4 X 10 MM O.D.	4
34	68-10745-01	BRACKET, AIR SENSING FITTING	1
35	22-60002-02	HARNESS, KLIXON - INCLUDES:	1
36	12-00256-25	THERMOSTAT, DEFROST TERMINATION, KLIXON	2
37	22-02392-00SV	CONNECTOR, 2-WIRE (MATES WITH 22-01585-00SV)	1
38	68-60296-00	BRACKET, TXV SUPPORT	2
39	67-60023-00	EVAP HOUSING, BOTTOM	1
40	34-01197-10	SCREW, CAP HXHD, M4 X 10 MM (4.331)	4

4.1 EVAPORATOR - FAN DECK AND HEAT EXCHANGER ASSEMBLIES



4.1.1 EVAPORATOR - FAN DECK ASSEMBLY

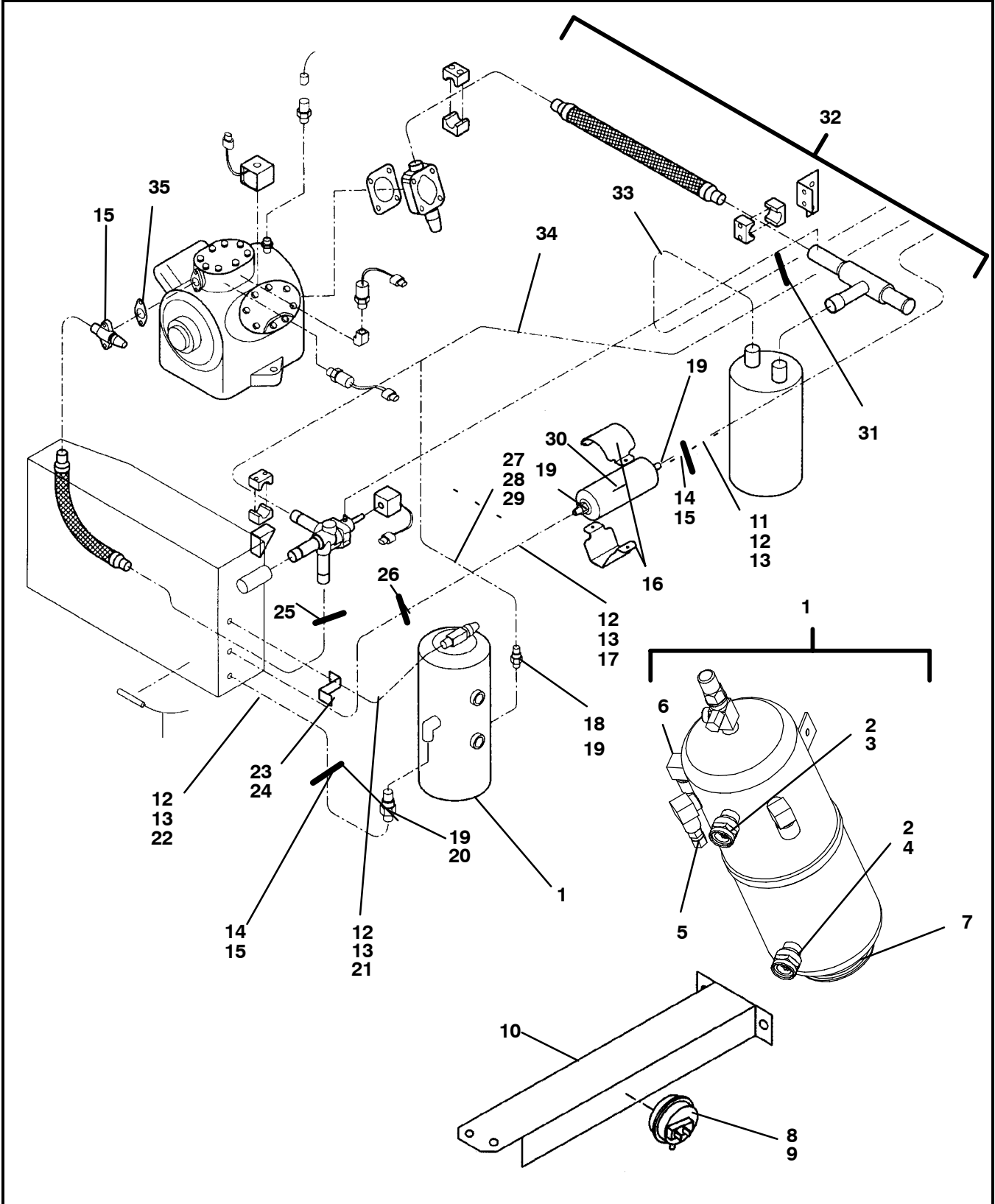
1	86-03047-00	FAN DECK ASSEMBLY, INCLUDES:	1
2	NSS	TUBE ASSEMBLY, DEFROST SERPENTINE	1
3	68-01020-03	STRAP, TUBE	16
4	44-01162-01	CLIP, RETAINING, HOT-GAS LINE	2

4.1.2 EVAPORATOR - HEAT EXCHANGER ASSEMBLY

5	81-02620-00	HEAT EXCHANGER / TUBE ASSEMBLY - INCLUDES:	1
6	08-60040-00	HEAT EXCHANGER, LSHX, 1-1/8"OD	1
7	56-06486-24	TUBE, 1-1/8" OD, LSHX SUCTION EXIT	1
8	56-03879-00	TUBE, 3/8"OD, LSHX LIQ. LINE INLET	1

5 REFRIGERATION

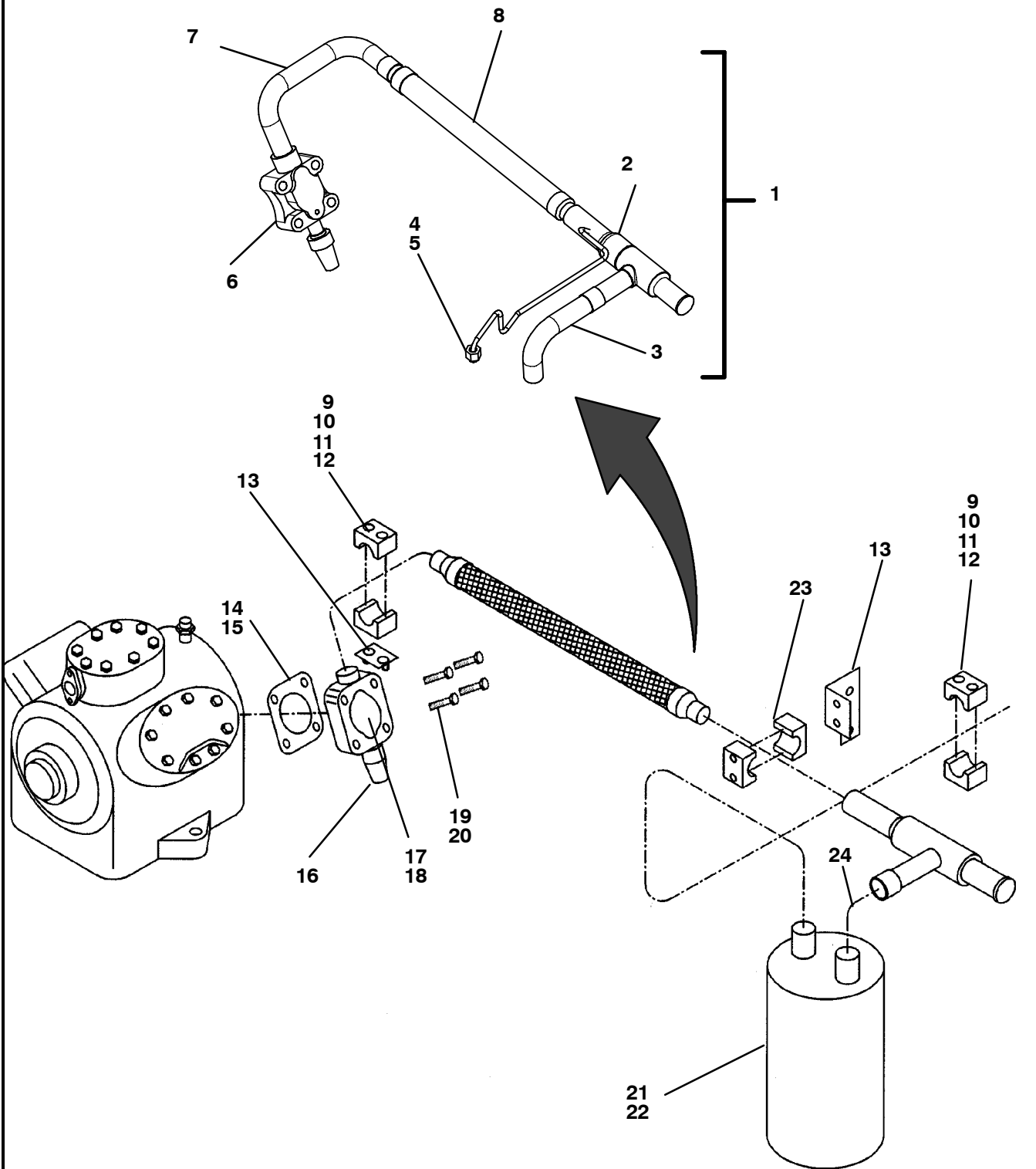
5.1 REFRIGERATION - TUBING AND HARDWARE



5.1 REFRIGERATION - TUBING AND HARDWARE

Item	Part Number	Description	Qty
1	65-60055-03	RECEIVER ASSEMBLY - INCLUDES:	1
2	48-60205-00	FITTING, SIGHTGLASS	2
3	14-00220-03	SIGHTGLASS, UPPER	1
4	14-00220-05	SIGHTGLASS W/ MOISTURE INDICATOR, LOWER	1
5	14-00272-00	VALVE, PRESSURE RELIEF	1
6	48-60283-00	FITTING, 3/8"-24, RELIEF VALVE	1
7	34-01184-58	NUT, LOCK, M8	1
8	12-01039-08	SWITCH, AIR ADJUSTABLE	1
9	68-60014-00	BRACKET, AIR SWITCH	1
10	68-60213-00	CHANNEL, SUPPORT, CONDENSER	2
11	82-60116-00	TUBE ASSEMBLY, 3/8" OD, DRIER OUTLET - INCLUDES:	1
12	40-60008-02	SLEEVE, ORS, 3/8" OD TUBE	1
13	34-06121-06	NUT, ORS, # 6 X 3/8" OD TUBE	1
14	34-00373-03	CLAMP, TUBE, .38 DIA CUSHION	4
15	34-01266-20	SCREW, HXHD SEMS, M6 X 2 0MM SLTD	10
16	79-60541-00	CLAMP, FILTER DRIER (INCLUDES BOTH HALVES)	1
17	82-60187-00	TUBE ASSEMBLY, 3/8" OD, DRIER INLET - INCLUDES:	1
12	40-60008-02	SLEEVE, ORS, 3/8" OD TUBE	1
13	34-06121-06	NUT, ORS, # 6 X 3/8" OD TUBE	1
18	14-60026-00	CHECK VALVE, 1/4" M ORS	1
19	42-00243-10	O-RING, 0.38 ID X 0.50 OD	7
20	14-60026-01	CHECK VALVE, 3/8 MALE ORS	1
21	82-60002-00	TUBE ASSEMBLY, 3/8" OD, KING VALVE INLET - INCLUDES:	1
12	40-60008-02	SLEEVE, ORS, 3/8" OD TUBE	1
13	34-06121-06	NUT, ORS, # 6 X 3/8" OD TUBE	1
22	81-02551-00	TUBE ASSEMBLY, 3/8" OD, RECEIVER INLET - INCLUDES:	1
12	40-60008-02	SLEEVE, ORS, 3/8" OD TUBE	1
13	34-06121-06	NUT, ORS, # 6 X 3/8" OD TUBE	1
23	86-60315-00	BRACKET ASSEMBLY, RECEIVER - INCLUDES:	1
24	34-06051-134	RIVNUT, M6, .028 - .165" GR, BRASS	1
25	34-00373-09	CLAMP, TUBE, .75 DIAMETER CUSHION	1
26	44-60006-01	CLAMP, DOUBLE TUBE, 3/8" & 3/8"	1
27	81-02549-01	TUBE ASSEMBLY, 1/4" OD, RECEIVER BY-PASS - INCLUDES:	1
28	40-60008-01	SLEEVE, ORS, 1/4" OD TUBE	1
29	40-60009-01	NUT, ORS, # 4 X 1/4" OD TUBE	1
30	14-00326-03	FILTER-DRIER, 3/8 ORS - INCLUDES:	1
19	42-00243-10	O-RING, 0.38 ID X 0.50 OD	2
31	44-00285-68	CLAMP, TUBE, 1 3/16 OD (3 PC ASSEMBLY)	2
32	81-02562-00	VALVE / TUBE ASSEMBLY, SUCTION LINE - SEE SECTION 5.2	1
33	56-03881-00	TUBE, SUCTION, ACCUMULATOR INLET	1
34	56-03877-00	TUBE, 3/8" OD, 3-WAY VLV / HOT-GAS, EXIT TO EVAP.	1
35	17-44141-00	GASKET, SUCTION SERVICE VALVE	1

5.2 REFRIGERATION - ACCUMULATOR



5.2 ACCUMULATOR

Item	Part Number	Description	Qty
1	81-02562-00	VALVE / TUBE ASSEMBLY, SUCTION LINE - INCLUDES:	1
2	14-00205-00	VALVE, COMP PRESS REGULATING, CPR	1
3	56-03710-00	TUBE SUCTION, 1-1/8" OD, CPR INLET	1
4	40-60008-01	SLEEVE, ORS, 1/4" OD TUBE	1
5	40-60009-01	NUT, ORS, # 4 X 1/4" OD TUBE	1
6	17-31062-00	VALVE, SERVICE, SUCTION, 1-1/8" OD TUBE	1
7	56-03709-00	TUBE SUCTION, 1-1/8" OD, SRV VLV TO VIBRSRBR	1
8	73-60024-00	VIBRASORBER, 1-1/8" OD	1
9	44-00285-68	CLAMP, TUBE, 1 3/16 OD (3 PC ASSEMBLY)	2
10	34-00967-60	SCREW, CAP HXHD, M6 X 60 MM (2.362)	4
11	34-01184-06	NUT, LOCK, M6 NYLOCK	4
12	34-60095-27	WASHER, LOCK, M6	2
13	68-60214-00	BRACKET, TUBE	2
14	17-44141-00	GASKET, SUCTION SERVICE VALVE	1
15	58-00869-00	BAG, FELT, SUCTION FILTER SOCK	1
16	17-10812-00	CAP, SUCTION SERVICE VALVE	1
17	40-00102-03	ELBOW, 90° STREET 1/4" MFL X 1/8" MPT	1
18	40-00086-04	CAP, SEAL, 1/4 FEMALE FLARE	1
19	34-00308-20	SCREW, CAP HXHD, 1/2-13 X 2.50	4
20	34-06038-00	WASHER, GASKET, .561 ID X .750 OD	4
21	65-60035-01	ACCUMULATOR	1
22	34-01184-58	NUT, LOCK, M8 NYLOCK	1
23	44-60027-15	CLAMP, TUBE, 1.29 ID(2PC ASSY)	1
24	40-00073-09	ELBOW, 90° STREET, 1-1/8" ODS	1

6 CONDENSER / RADIATOR / COOLANT

6.1 RADIATOR AND COOLANT

19


This unit is filled with SHELL® Seasonal Extended Life Anti-Freeze Pre-diluted 50/50.

Use only SHELL® Seasonal Extended Life Anti-Freeze Pre-diluted 50/50 for top up (code # 04078).

Do not mix with traditional coolants or GCA's.

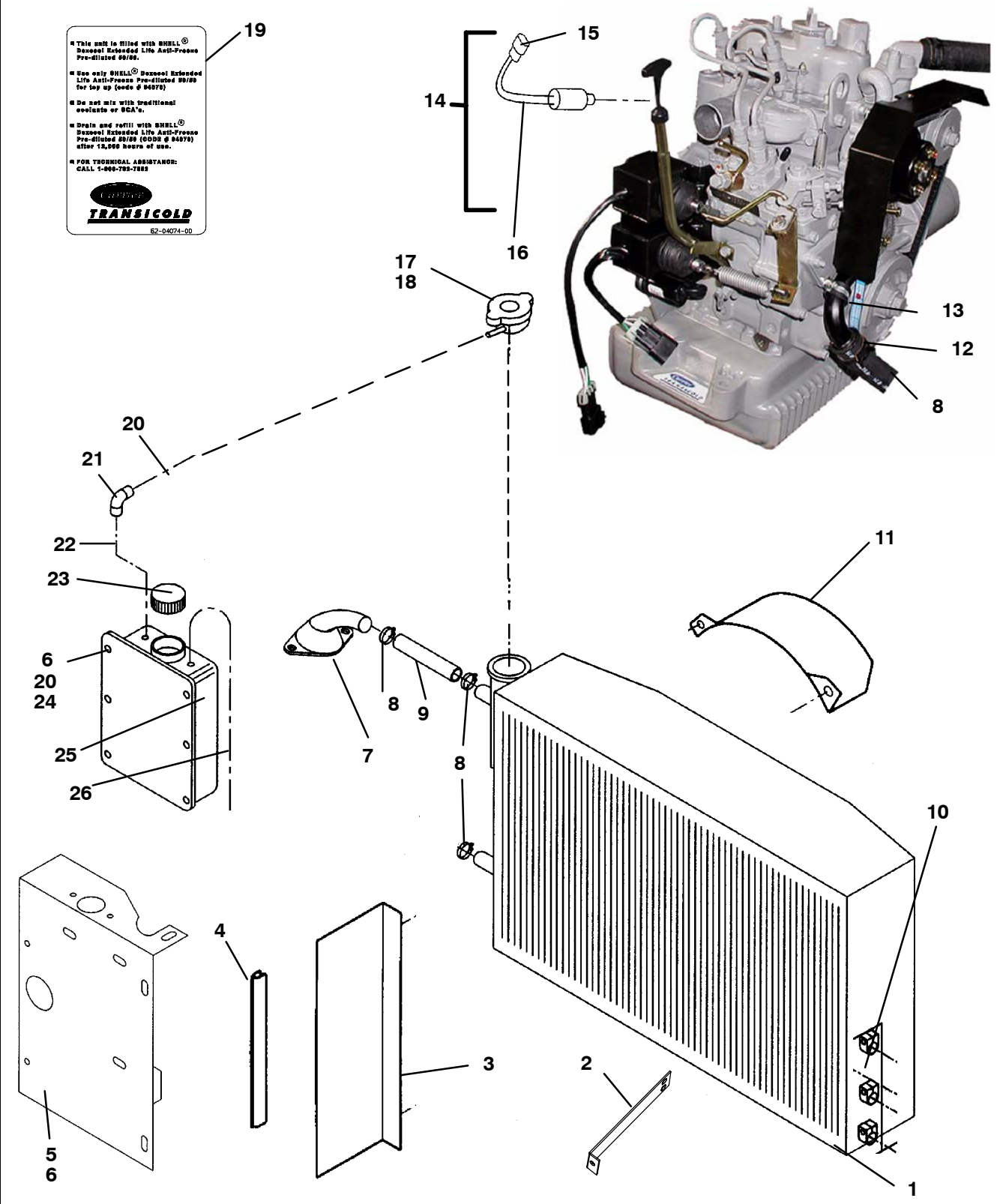
Drain and refill with SHELL® Seasonal Extended Life Anti-Freeze Pre-diluted 50/50 (CODE # 04078) after 12,000 hours of use.

FOR TECHNICAL ASSISTANCE:
CALL 1-800-795-7882



TRANSICOLD

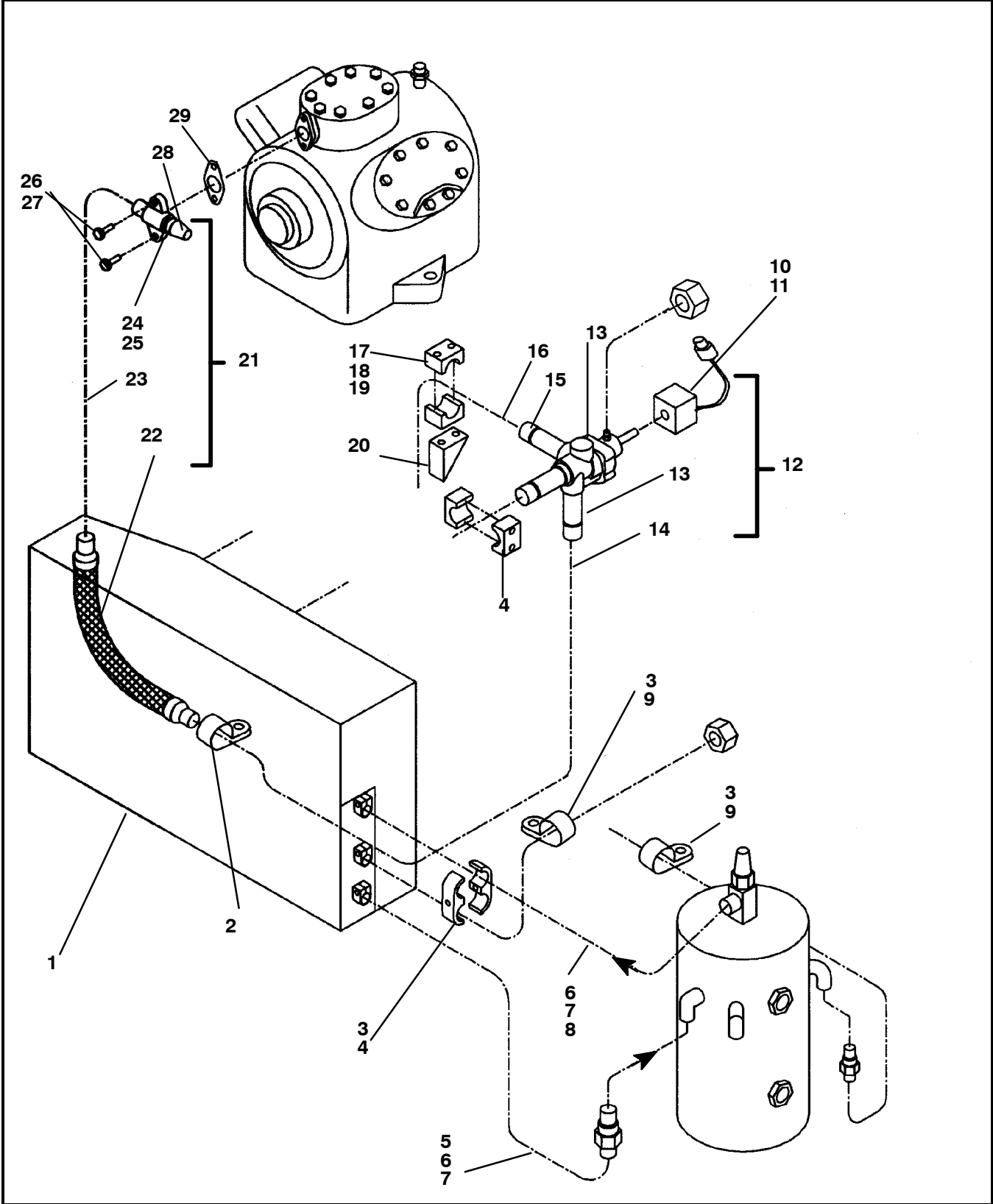
62-04074-00



6.1 RADIATOR AND COOLANT

Item	Part Number	Description	Qty
1	08-60047-05-SP	COIL, CONDENSER / RADIATOR	1
2	68-07510-00	BRACKET, ATS	1
3	68-60216-00	DEFLECTOR, CONDENSER	1
4	42-00183-00	TRIM, FLEXIBLE, BLACK (SOLD IN 25 FT ROLLS)	A/R
5	86-61227-00	BRACKET, COOLANT BOTTLE	1
6	34-01266-20	SCREW, HXHD SEMS, M6 X 20MM SLTD	A/R
7	34-00967-25	SCREW, CAP HXHD, M6 X 25 MM (.984)	2
8	44-00045-03	CLAMP, HOSE, .88-1.75 WORM TYPE	4
9	58-60039-15	HOSE, UPPER COOLANT, 1.00" ID X 9.25" L	1
10	68-60401-01	PLATE, CONDENSER TUBE SUPPORT	1
11	68-60531-00	SHROUD, CONDENSER	1
12	58-60189-00	HOSE, FORMED, LOWER COOLANT	1
13	44-00293-08	CLAMP, STEPLESS EAR, 1/2" DIAMETER	1
14	12-01145-03	THERMISTOR, PROBE, ENGINE TEMP. - INCLUDES:	1
15	22-50078-02SV	CONNECTOR, 2-WIRE (MATES WITH 22-50078-01SV)	1
16	58-00858-00	TUBE, SLIT, 1/4" ID (SOLD IN 25 FOOT ROLLS)	A/R
17	30-00397-00	CAP, RADIATOR, 16 LBS. - INCLUDES:	1
18	42-60042-00	GASKET, RADIATOR CAP	1
19	62-04074-00	DECAL, EXTENDED LIFE COOLANT	1
20	58-00658-00	HOSE, FUEL, 5/16" ID (SOLD IN 50 FOOT ROLLS)	A/R
21	58-60094-02	ELBOW, BARBED, FOR 5/16" ID HOSE	1
22	22-01049-00	TUBE, CLEAR, 5/16" ID (SOLD IN 25 FT ROLLS)	A / R
23	58-00743-00	CAP, COOLANT BOTTLE	1
24	34-60002-06	WASHER, M6 BELLEVILLE	2
25	76-00382-00	BOTTLE, COOLANT RECOVERY - INCLUDES:	1
26	22-00398-00	TUBE, CLEAR, 1/8 ID (SOLD IN 25 FT ROLLS)	A/R

6.2 CONDENSER - TUBING

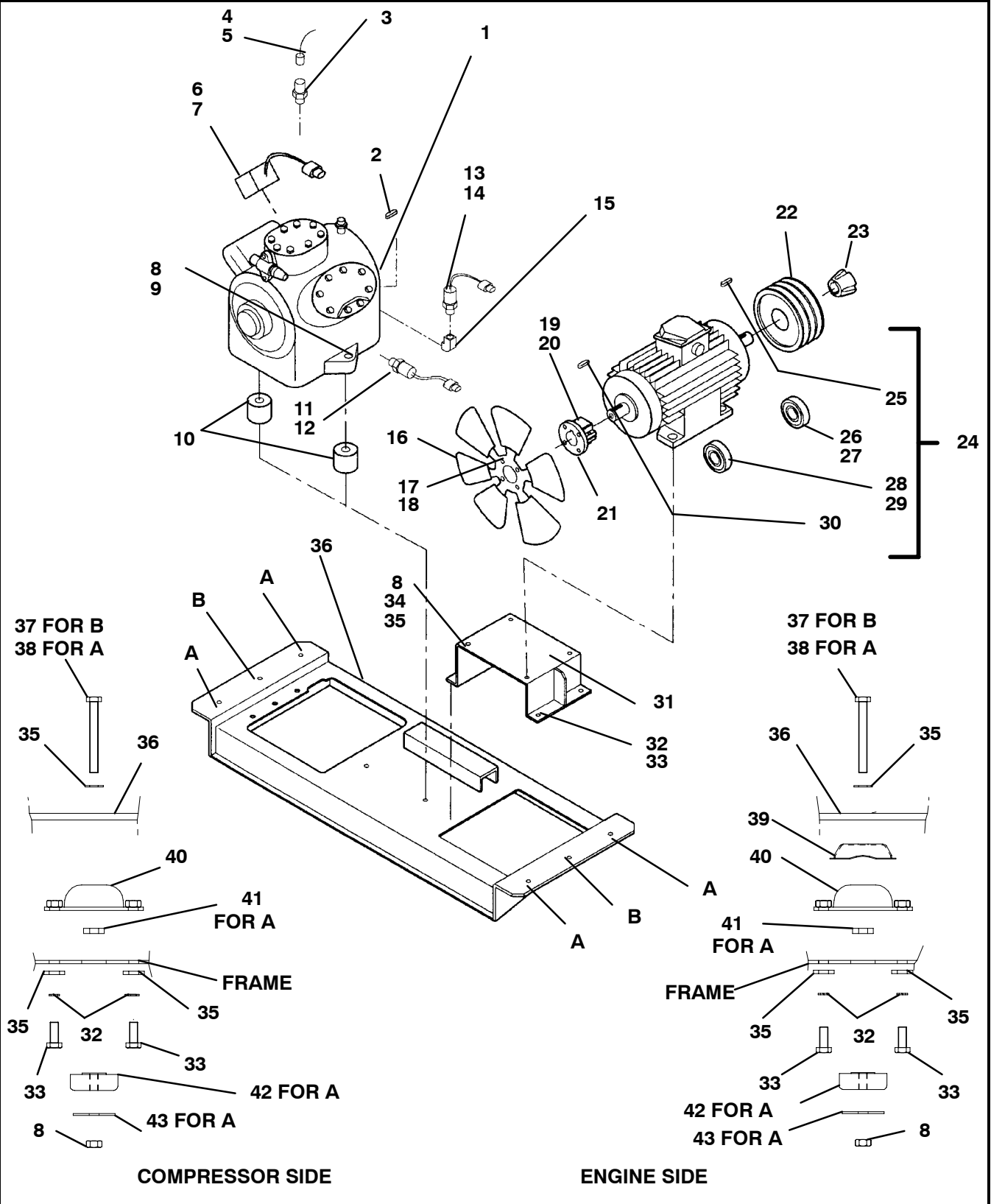


6.2 CONDENSER - TUBING

Item	Part Number	Description	Qty
1	08-60047-05-SP	COIL, CONDENSER / RADIATOR	1
2	44-01134-14	CLAMP, CUSHIONED, .88 DIAMETER (HIGH-TEMP)	1
3	34-01266-20	SCREW, HXHD, M6 X 20MM	14
4	44-00285-70	CLAMP, TUBE, 1.00 OD 4 PCS	1
5	82-60002-00	TUBE ASSY, 3/8"OD, KING VALVE OUTLET - INCLUDES:	1
6	40-60008-02	SLEEVE, ORS, 3/8"OD TUBE	1
7	34-06121-06	NUT, ORS, # 6 X 3/8"OD TUBE	1
8	81-02551-00	TUBE ASSY, 3/8"OD, RECEIVER INLET - INCLUDES:	1
6	40-60008-02	SLEEVE, ORS, 3/8"OD TUBE	1
7	34-06121-06	NUT, ORS, # 6 X 3/8"OD TUBE	1
9	34-00373-03	CLAMP, TUBE, 3/8" DIAMETER CUSHION	4
10	22-02579-01	COIL, 3-WAY VALVE - INCLUDES:	1
11	22-50078-02SV	CONNECTOR, 2-WIRE (MATES WITH 22-50078-01SV)	1
12	81-02619-01	VALVE / TUBE ASSEMBLY, 3-WAY VALVE - INCLUDES:	1
13	14-00352-00	VALVE, 3-WAY, LESS COIL	1
14	56-60377-00	TUBE, 7/8"OD, CONDENSER	1
15	40-00090-13	FITTING, REDUCER, 7/8" X 1/2"	1
16	56-03786-00	TUBE, 1/2"OD, HOT-GAS	1
17	44-00285-21	CLAMP, TUBE, 1.00 OD 3 PCS	1
18	34-01152-20	SCREW, CAP HXHD, M6 X 20 MM (.787)	4
19	86-60245-00	BRACKET, 3-WAY VALVE SUPPORT	1
20	68-60401-01	PLATE, CONDENSER TUBE SUPPORT	1
21	81-02563-00	VALVE / TUBE ASSEMBLY, DISCHARGE - INCLUDES:	1
22	73-60010-00	VIBRASORBER, DISCHARGE, 7/8" OD	1
23	56-60383-01	TUBE, 7/8" OD, DISCHARGE SERVICE VALVE TO VIBRSRBR	1
24	14-01042-14	VALVE, SERVICE, DISCHARGE, 7/8" OD TUBE	1
25	40-00102-04	ELBOW, 90° STREET, 1/4" FLARE X 1/8 NPT	1
26	34-00302-14	SCREW, CAP HXHD 5/16-18 X 1.75	2
27	17-40013-00	GASKET, CAP SCREW	1
28	40-00086-04	CAP, SEAL, 1/4 FEMALE FLARE	1
29	17-44138-00	GASKET, DISCHARGE SERVICE VALVE	1

7 POWER TRAY

7.1 POWER TRAY - COMPRESSOR AND MOTOR

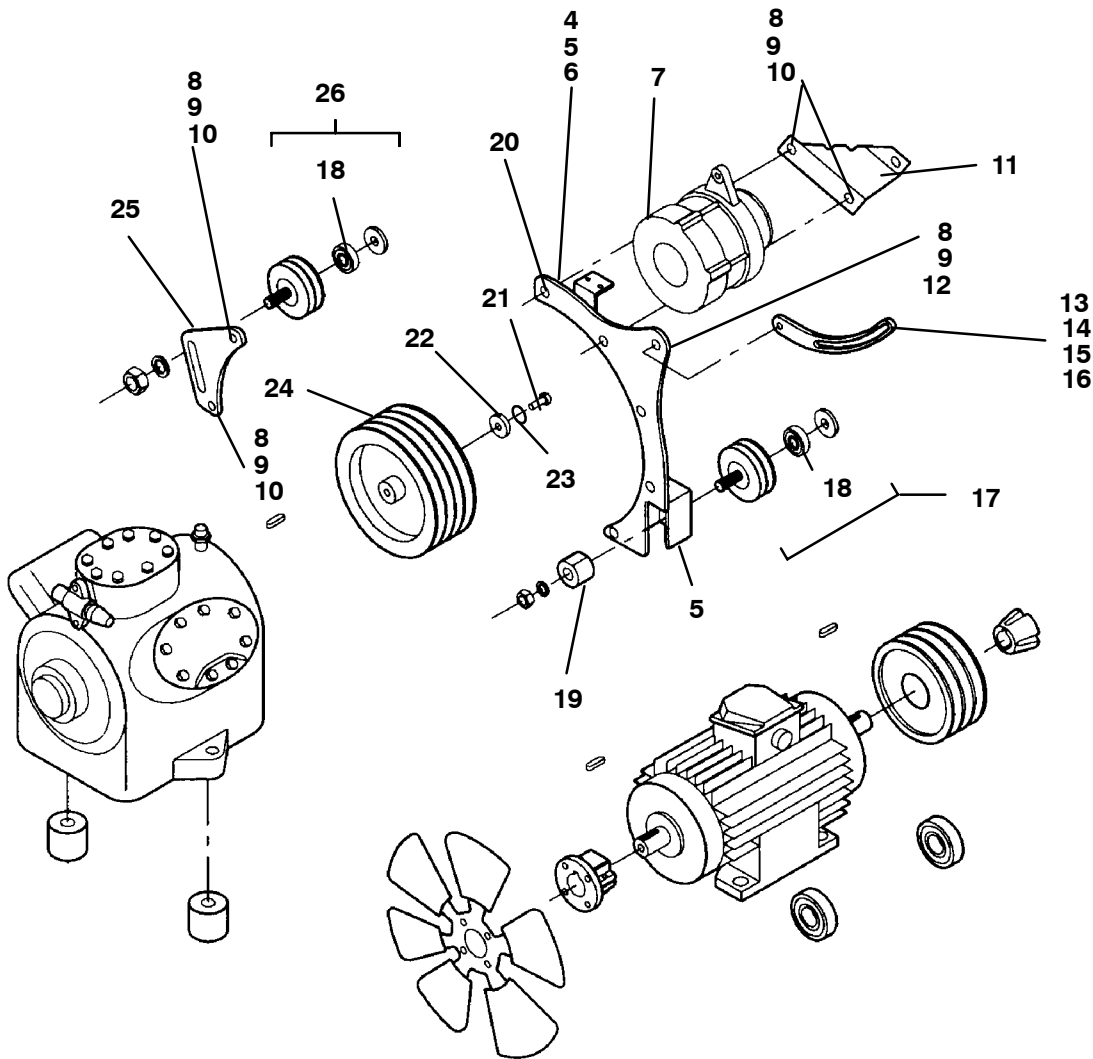
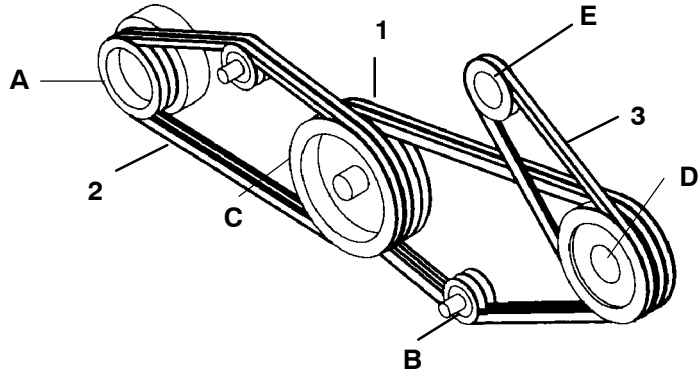


7.1 POWER TRAY - COMPRESSOR AND MOTOR

Item	Part Number	Description	Qty
1	18-00091-106	COMPRESSOR, 37 CFM, TWINPORT 05G - INCLUDES:	1
2	17-40324-00	KEY, COMPRESSOR DRIVE	1
3	12-00283-00SV	TRANSDUCER, SUCTION, CSP, WITH HARNESS - INCLUDES:	1
4	22-04036-00	HARNESS, TRANSDUCER - INCLUDES:	1
5	22-50098-60	CONNECTOR, 3-WIRE, (MATES WITH 22-50098-59)	1
6	22-02579-00	COIL, COMPRESSOR UNLOADER	1
7	22-50078-02SV	CONNECTOR, 2-WIRE (MATES WITH 22-50078-01SV)	1
8	34-01184-60	NUT, LOCK, M10 NYLOCK	A/R
9	34-00873-80	SCREW, CAP HXHD, M10 X 80MM	A/R
10	48-60072-00	SPACER, COMPRESSOR, 30 MM OD X 29 THK STL	2
11	12-00284-00	THERMISTOR, PROBE, COMPRESSOR TEMP - INCLUDES:	1
12	22-01585-00SV	CONNECTOR, 2-WIRE (MATES WITH 22-02392-00SV)	1
13	12-00309-04	SWITCH, PRESSURE 465 / 350 PSIG - INCLUDES:	1
14	22-02392-00SV	CONNECTOR, 2-WIRE (MATES WITH 22-01585-00SV)	1
15	40-01171-00	ELBOW, 45°, 1/4-18 NPTF X 1/8-27 NPTF	A/R
16	38-00537-00	FAN, CONDENSER	1
17	34-00876-20	SCREW, CAP HXHD M8 X 20 MM	A/R
18	34-00945-08	WASHER, LOCK, M8 SPRING	10
19	34-60002-08	WASHER, M8 BELLEVILLE	4
20	34-00825-02	SCREW, CAP SKTHD M8 X 30 MM	2
21	48-60001-00	BUSHING, CONDENSER FAN	1
22	50-60069-01	PULLEY, STANDBY	1
23	04-00049-20	BUSHING, HUB, 1.50" BORE	1
24	54-60027-06	MOTOR SHELL, NON-STANDBY UNITS ONLY - INCLUDES:	1
	54-60027-05	MOTOR, STANDBY 9KW, 230/3/60 OR 460/3/60 - INCLUDES:	1
25	34-60022-00	KEY, PULLEY SIDE, 8 X 7 X 40 MM	1
26	04-60008-42	BEARING, PULLEY SIDE	1
27	54-50090-00	BEARING COVER, PULLEY SIDE	1
28	04-60011-42	BEARING, FAN SIDE	1
29	54-50091-00	BEARING COVER, FAN SIDE	1
30	34-60022-06	KEY, FAN SIDE, 10 X 8 X 45 MM	1
31	86-60166-00	BRACKET ASSEMBLY, MOTOR SHELL MOUNTING	1
32	34-00945-10	WASHER, LOCK, M10	A/R
33	34-00873-25	SCREW, CAP HXHD, M10 X 25MM LG	A/R
34	34-00873-40	SCREW, CAP HXHD M10 X 40 MM LG	4
35	34-00944-10	WASHER, FLAT, M10	A / R
36	86-60337-01	POWER TRAY, NON STANDBY UNITS ONLY	1
37	34-00873-60	SCREW, CAP HXHD M10 X 60 MM	2
38	34-00873-90	SCREW, CAP HXHD M10 X 90 MM	4
39	73-00154-01	SHOCKMOUNT COVER	2
40	73-00154-03	SHOCKMOUNT, 75 SHORE	6
41	48-60011-00	SPACER, 10.5 X 25OD X 7 THK	4
42	73-00096-02	SHOCKMOUNT, 90 SHORE	4
43	34-00890-11	WASHER, SPECIAL, .420 ID X 2.25 OD	4

7.2 POWER TRAY - ALTERNATOR, IDLER AND PULLEYS

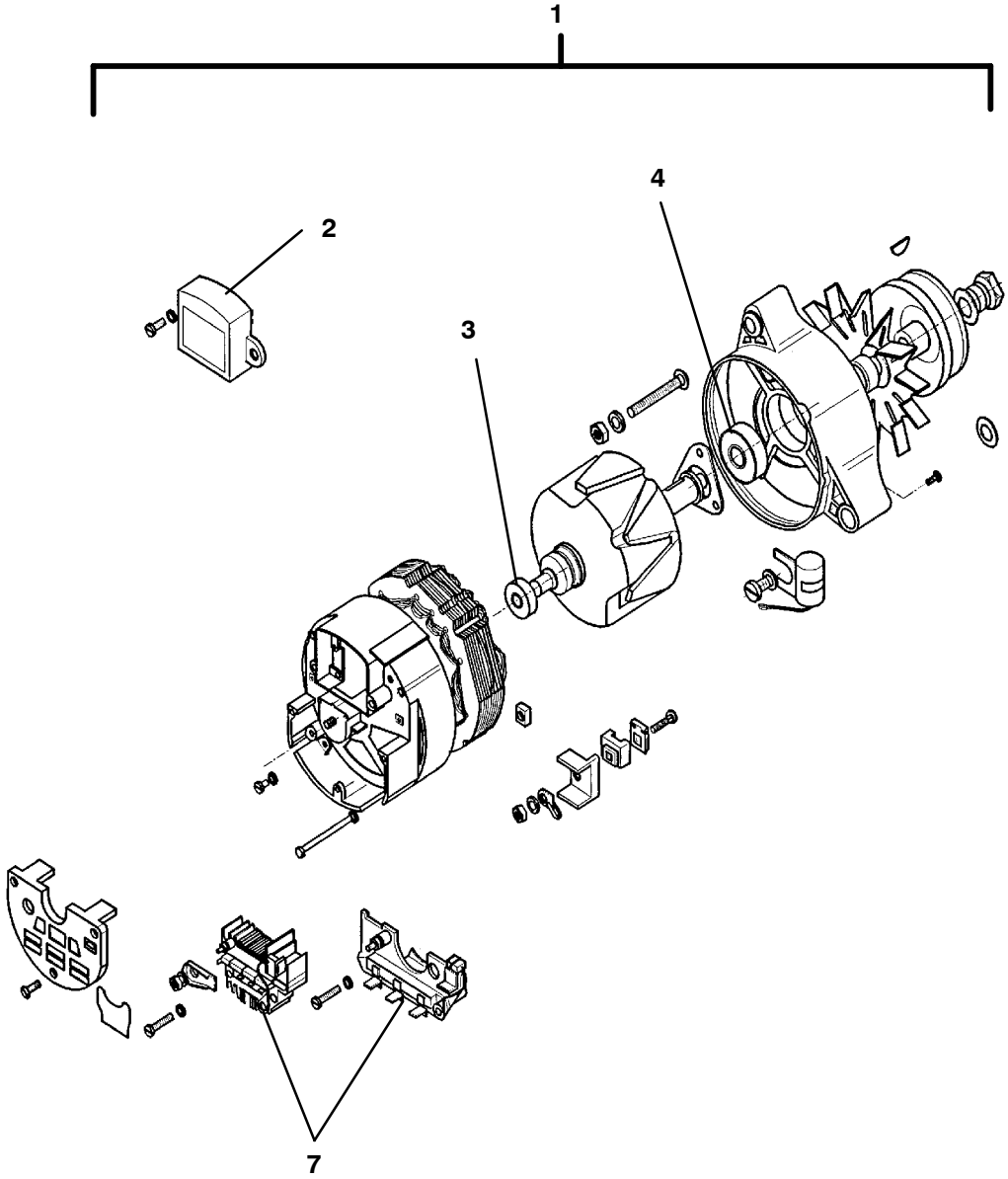
A=ENGINE
 B=IDLER
 C=COMPRESSOR
 D=ELECTRIC MOTOR
 E=ALTERNATOR



7.2 POWER TRAY - ALTERNATOR, IDLER AND PULLEYS

Item	Part Number	Description	Qty
1	50-00178-58	V-BELT, BX SECTION, MATCHED SET, 58.1" OD	1
2	50-01166-00	V-BELT, BX SECTION, BANDED, ENGINE/COMPRESSOR	1
3	50-00179-20	V-BELT, ALTERNATOR "A" SECTION, 36.1"OD	1
4	34-00946-60	NUT, HEX, M10 X 1.50 LG	1
5	34-01256-90	SCREW, CAP HXHD, M10 X 90MM (3.543)	1
6	34-01249-21	SPACER, M10 X 25MM OD X 6 THK	1
7	30-60050-04	ALTERNATOR, 70-AMP SEE SECTION 7.3	1
8	34-01184-58	NUT, LOCK, M8 NYLOCK	1
9	34-00944-08	WASHER, FLAT, M8	1
10	34-00876-45	SCREW, CAP HXHD, M8 X 45MM LG	A/R
11	68-60399-00	BRACKET, ALTERNATOR MOUNTING	1
12	34-00876-40	SCREW, CAP HXHD, M8 X 40 MM(1.57)	1
13	68-60041-01	BRACKET, ALTERNATOR ADJUSTING STRAP	1
14	34-01249-00	SPACER, M6 X 25 OD X 4 THK.	2
15	34-01184-56	NUT, LOCK, M6 NYLOCK	1
16	34-01152-35	SCREW, CAP HXHD, M6 X 35MM LG	1
17	50-60094-01	IDLER ASSEMBLY - INCLUDES:	1
18	04-60008-24	BEARING	2
19	48-60010-01	SPACER, IDLER	1
20	86-60180-00	SUPPORT ASSEMBLY, ALTERNATOR	1
21	34-00305-12	SCREW, CAP HXHD, 3/8-24 X 1.50	1
22	34-01249-27	SPACER, M10 X 50 OD X 10THK	1
23	34-00368-13	WASHER, LOCK, 3/8 SPRING	2
24	50-60071-00	SHEAVE, COMPRESSOR	1
25	68-60253-00	BRACKET, IDLER	1
26	50-60094-00	IDLER ASSEMBLY - INCLUDES:	1
18	04-60008-24	BEARING	2

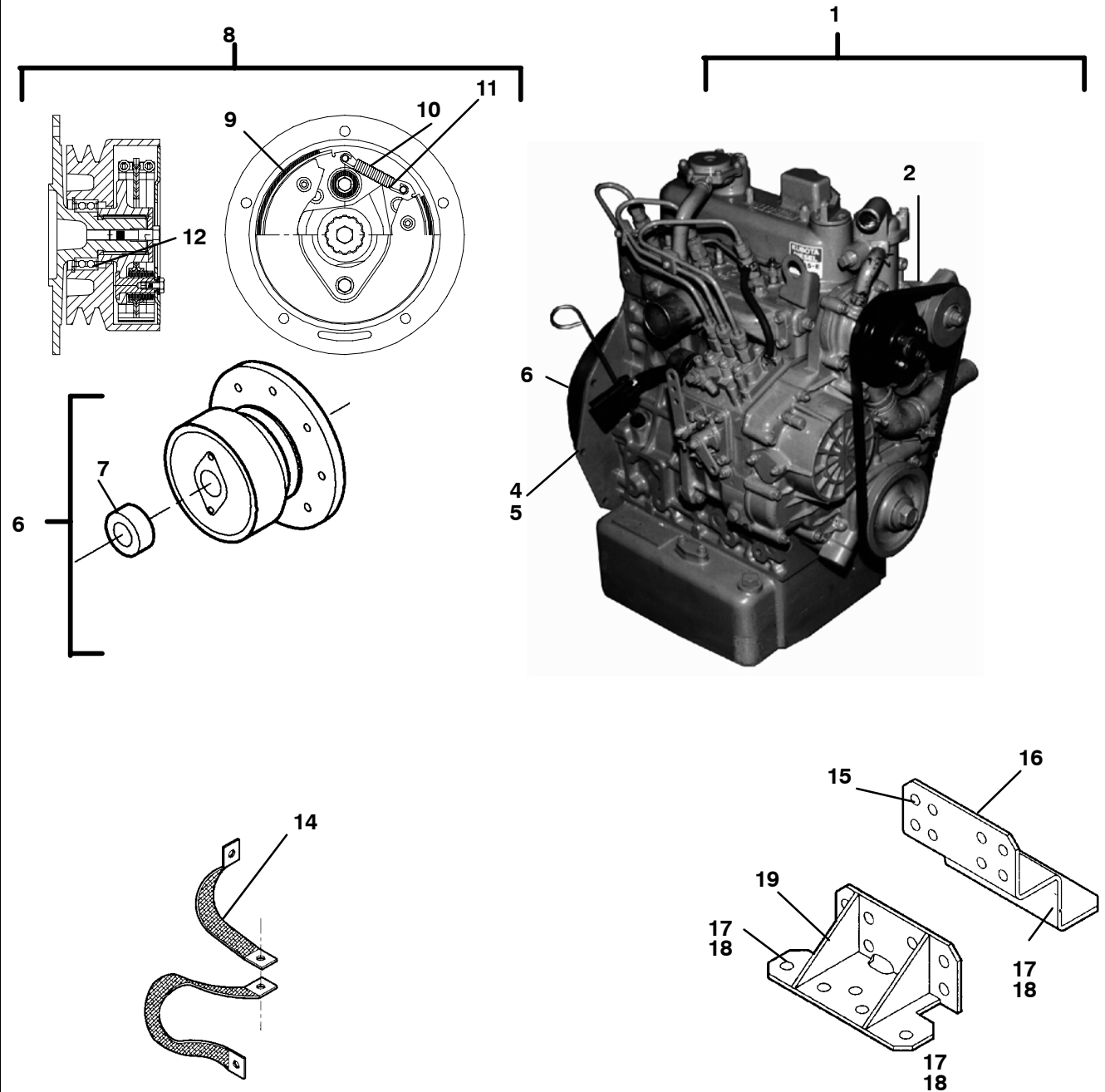
7.3 POWER TRAY - ALTERNATOR



7.3 POWER TRAY - ALTERNATOR

Item	Part Number	Description	Qty
1	30-60050-04	ALTERNATOR, 70-AMP - INCLUDES:	1
2	30-60050-21	DIODE BRIDGE	1
3	04-60008-04	BEARING, REAR	1
4	04-60008-19	BEARING, FRONT	1
5	30-60050-20	REGULATOR AND BRUSH ASSEMBLY	1

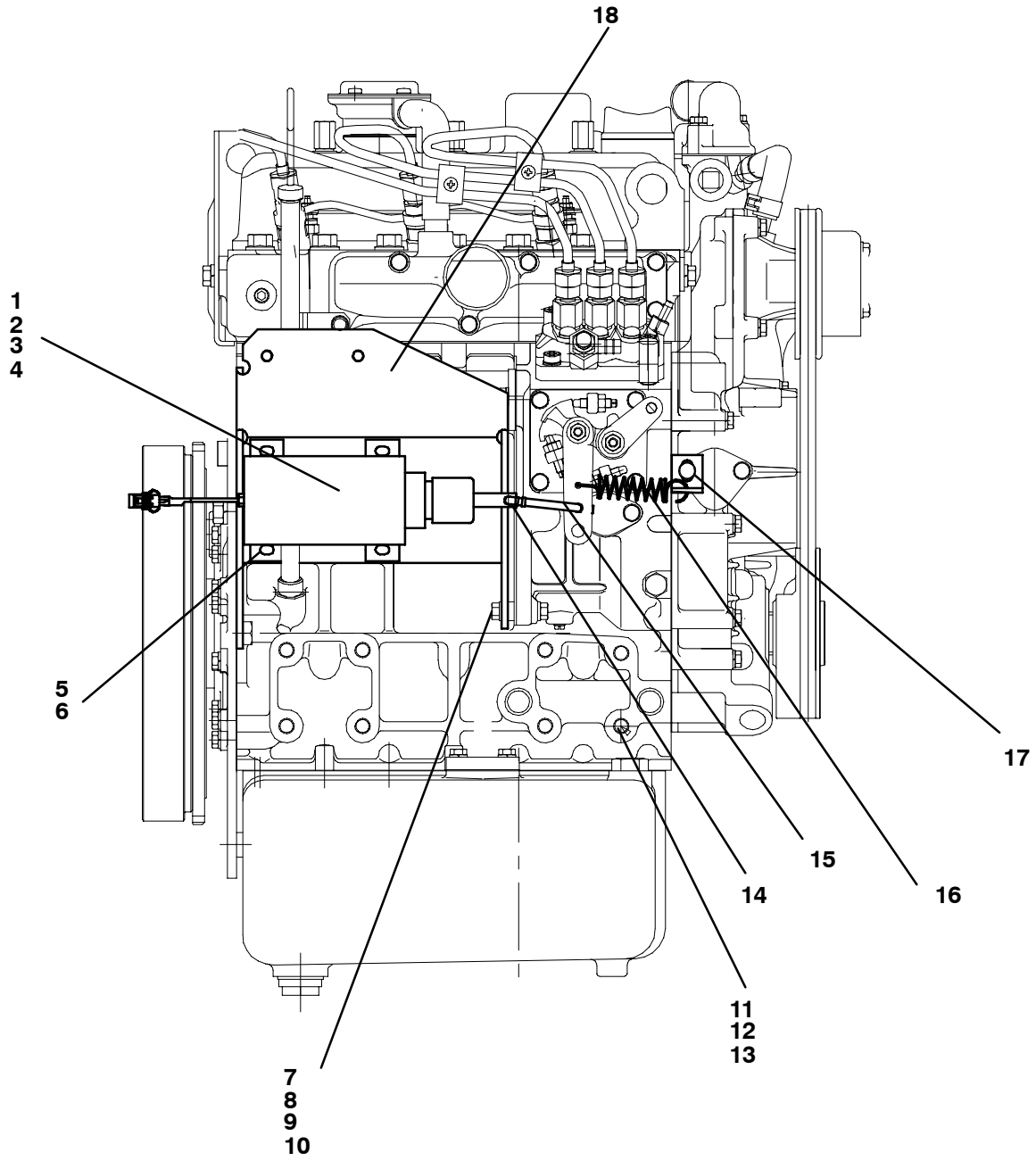
7.4 POWER TRAY - ENGINE ASSEMBLY AND MOUNTING



7.4 POWER TRAY - ENGINE ASSEMBLY AND MOUNTING

Item	Part Number	Description	Qty
1	26-60002-05	ENGINE ASSEMBLY CT3-69TV-EB (CARB) - INCLUDES:	1
2	25-33023-00	BELT, WATER PUMP	1
3	29-70158-00	STARTER ASSEMBLY	1
4	34-00876-20	SCREW, CAP HXHD M8 X 20 MM	10
5	34-01184-58	NUT, LOCK, M8 NYLOCK	1
6	50-50051-04	CLUTCH ASSEMBLY - INCLUDES:	1
7	50-50051-22	FLYWHEEL ADAPTER, CLUTCH (HUB)	1
8	50-50051-01	SERVICE KIT, CLUTCH - INCLUDES:	1
9	NSS	FRICTION SHOES	2
10	NSS	LEAF SPRINGS	4
11	NSS	SNAP RING, INTERNAL	1
12	50-50050-03	BALL BEARING	1
13	34-00873-25	SCREW, CAP HXHD M10 X 25MM	8
14	22-01528-00	CABLE ASSEMBLY, GROUND	2
15	34-01249-27	SPACER, M10 X 50 OD X 10 THK	1
16	86-60178-00	BRACKET ASSEMBLY, ENGINE (RIGHT)	1
17	34-00944-10	WASHER, FLAT, M10	A/R
18	34-00961-25	SCREW, CAP HXHD, M10 X 25 MM (.984)	11
19	86-60177-00	BRACKET ASSEMBLY, ENGINE (LEFT)	1

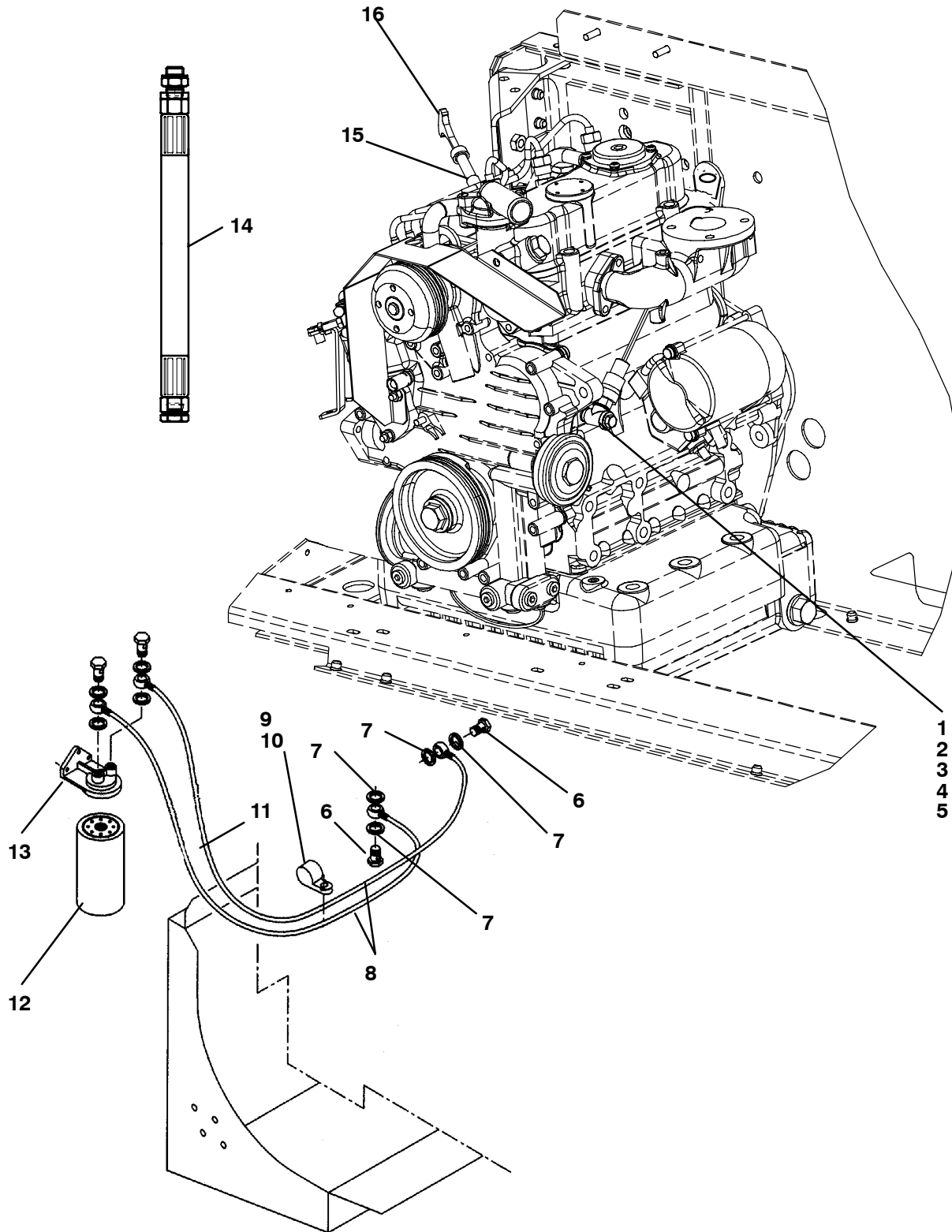
7.5 POWER TRAY - SPEED CONTROL



7.5 POWER TRAY - SPEED CONTROL

Item	Part Number	Description	Qty
1	10-60018-00SV	SOLENOID, SPEED, 12VDC - INCLUDES:	1
2	22-50078-02SV	CONNECTOR, 2-WIRE (MATES W/ 22-50078-01SV)	1
3	58-60201-00	BOOT	1
4	12-60041-00	PLUNGER ASSEMBLY	1
5	34-01152-16	SCREW, CAP HXHD, M6 X 16MM LG	4
6	34-60002-06	WASHER, BELLEVILLE, M6	4
7	34-60002-08	WASHER, BELLEVILLE, M6	2
8	34-00876-45	SCREW, CAP HXHD M8 X 45 MM LG	1
9	48-60011-00	SPACER, 10.5 X 25 OD X 7MM THK	1
10	34-01184-58	NUT, LOCK, M8, NYLOCK	1
11	34-00961-25	SCREW, CAP HXHD M10 X 25 MM	16
12	34-00945-10	WASHER, LOCK, 10 MM	16
13	34-01249-21	SPACER, M10 X 25 X 6MM THK	16
14	44-01049-01	CLIP, CLEVIS, FUEL / SPEED LINKAGE RODS	2
15	30-60030-00	ROD, LINKAGE, SPEED	1
16	73-60005-00	SPRING, SPEED CONTROL	1
17	68-60324-00	ANGLE	1
18	86-60181-00	BRACKET ASSEMBLY, SOLENOID MOUNTING	1

8 OIL SYSTEM

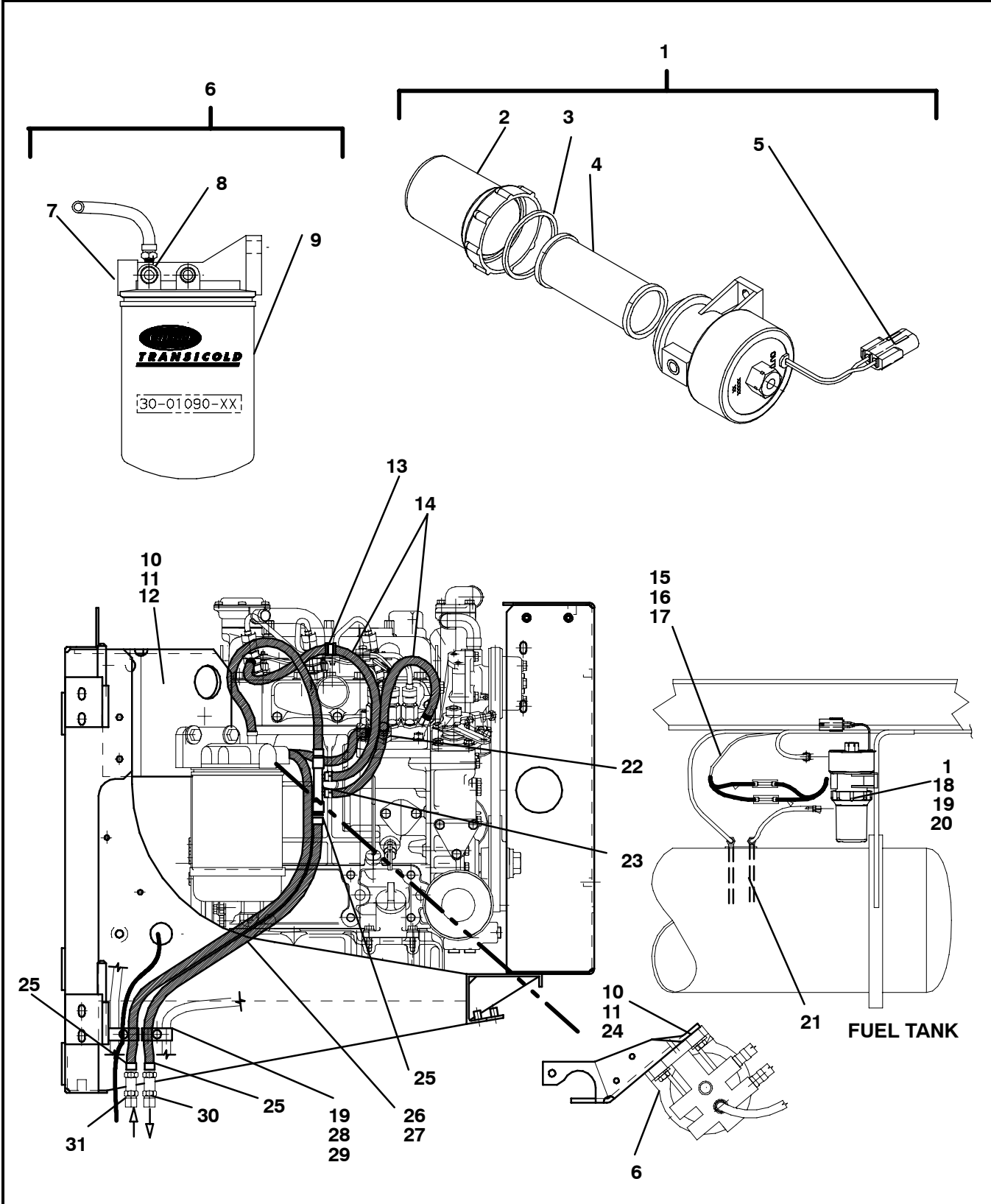


8 OIL SYSTEM

Item	Part Number	Description	Qty
1	12-00592-00	SWITCH, OIL PRESSURE - INCLUDES:	1
2	22-50078-01SV	CONNECTOR, 2-WIRE (MATES WITH 22-50078-02SV)	1
3	40-60000-00	TEE, STREET, 1/8FPT X FPT X MBPT BRASS	2
4	40-00123-01	PLUG, PIPE, 1/8 NPT	1
5	58-00858-00	TUBE, SLIT, CORRUGATED, 1/4" ID (SOLD IN 25 FT ROLL)	A / R
6	30-60055-05	BOLT, BANJO, M16	4
7	42-60025-00	SEAL, BONDED	8
8	58-60209-00	HOSE ASSY WITH BANJO FITTINGS	2
9	34-01266-20	SCREW, HXHD SEMS, M6 X 20 MM SLTD	1
10	44-60041-49	CLAMP, CUSHION, 1.38" DIAMETER	1
11	68-60584-00	BRACKET, TUBE	1
12	30-00323-00	FILTER, ENGINE OIL	1
13	48-60063-01	FILTER HEAD, ENGINE OIL	1
14	76-60802-02	OIL DRAIN EXTENSION TUBE, 1-METER LONG	1
	76-60802-03	OIL DRAIN EXTENSION TUBE, 2-METER LONG	1
15	79-60522-00	TUBE ASSEMBLY, DIPSTICK	1
16	30-60081-00	DIPSTICK, ENGINE OIL	1

9 FUEL PUMP AND FILTER

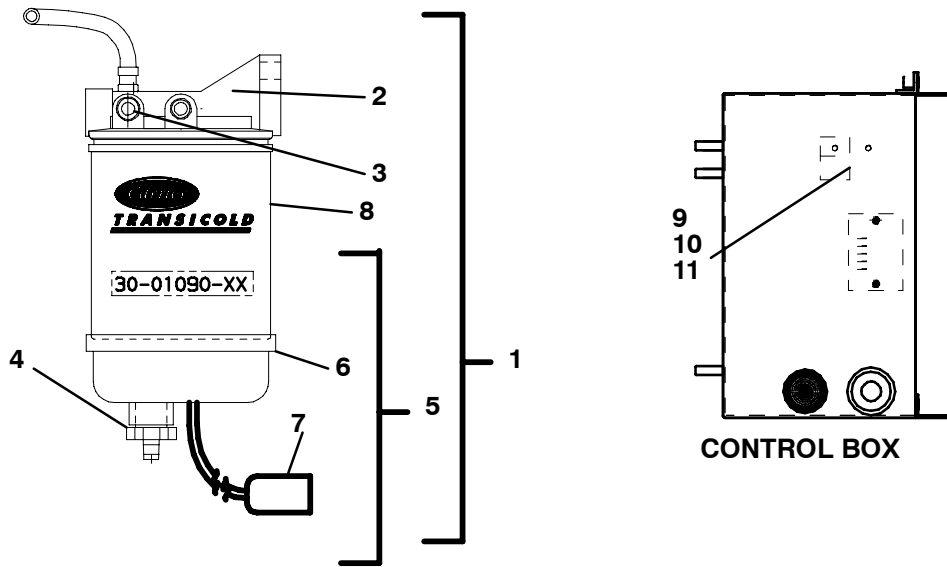
9.1 FUEL PUMP AND FILTER WITHOUT HEATER



9.1 FUEL PUMP AND FILTER WITHOUT HEATER

1	30-01108-01SV	PUMP, FUEL, ELECTRIC - INCLUDES:	1
2	30-01108-23	BOWL, FUEL PUMP	1
3	30-01108-22	GASKET, FUEL BOWL	1
4	30-01108-20	FILTER, FUEL PUMP, 70 MICRON	1
5	22-02392-00SV	CONNECTOR, 2-WIRE (MATES W/ 22-01585-00SV)	1
6	30-01098-14	FILTER ASSEMBLY, FUEL - WITHOUT HEAT - INCLUDES:	1
7	NSS	HEAD, FUEL, WITH FITTINGS - INCLUDES:	1
8	30-01098-40	FITTING, BLEED, W/ .023 ORIFICE	1
9	30-01090-05	FILTER, FUEL, NO HEATER	1
10	34-00876-30	SCREW, CAP HEXHEAD, M8 X 30MM (1.18)	3
11	34-60002-08	WASHER, M8 BELLEVILLE	6
12	86-61228-01	BRACKET ASSEMBLY, FILTERS, SERVICE HANDLE	1
13	34-00373-03	CLAMP, TUBE, 0.38 DIA., CUSHION	1
14	58-00659-00	HOSE, 3/16 ID FUEL (SOLD IN 25 FT ROLLS)	A/R
15	22-60287-02	HARNESS, FUEL PUMP - INCLUDES:	1
16	22-01585-00SV	CONNECTOR, 2-WIRE, FEMALE (MATES W/ 22-02392-00SV)	1
17	22-50078-64SV	CONNECTOR, 1-WIRE, MALE (MATES W/ 22-50078-63SV)	1
18	34-01184-56	NUT, LOCK, M6, NYLOCK	3
19	34-60002-06	WASHER, M6 BELLEVILLE	6
20	34-01266-20	BOLT, M6 X 20MM	1
21	76-00547-00	FUEL TANK PICK-UP TUBE KIT (IN TANK)	1
22	40-60064-00	FITTING, FUEL INLET	1
23	40-60073-00	FITTING, FOUR-WAY, FUEL	1
24	34-06051-107	RIVNUT, M8	2
25	44-00293-08	CLAMP, HOSE, STEPLESS, 1/2" DIA	3
26	58-04184-00	HOSE, FUEL 1/4 ID (SOLD IN 50 FT ROLLS)	A/R
27	58-01333-08	SLEEVE, FLEXGUARD, 1/2" ID X 10 FEET LONG	A/R
28	34-00967-35	SCREW, CAP HEXHEAD, M6 X 35MM (1.181)	3
29	44-01143-03	CLAMP, DOUBLE TUBE, 1/2 OD + 1/2 OD	1
30	40-01174-02	FITTING, FUEL HOSE, 3/16" I.D.	1
31	40-01170-02	FITTING, FUEL HOSE, 1/4" I.D.	1

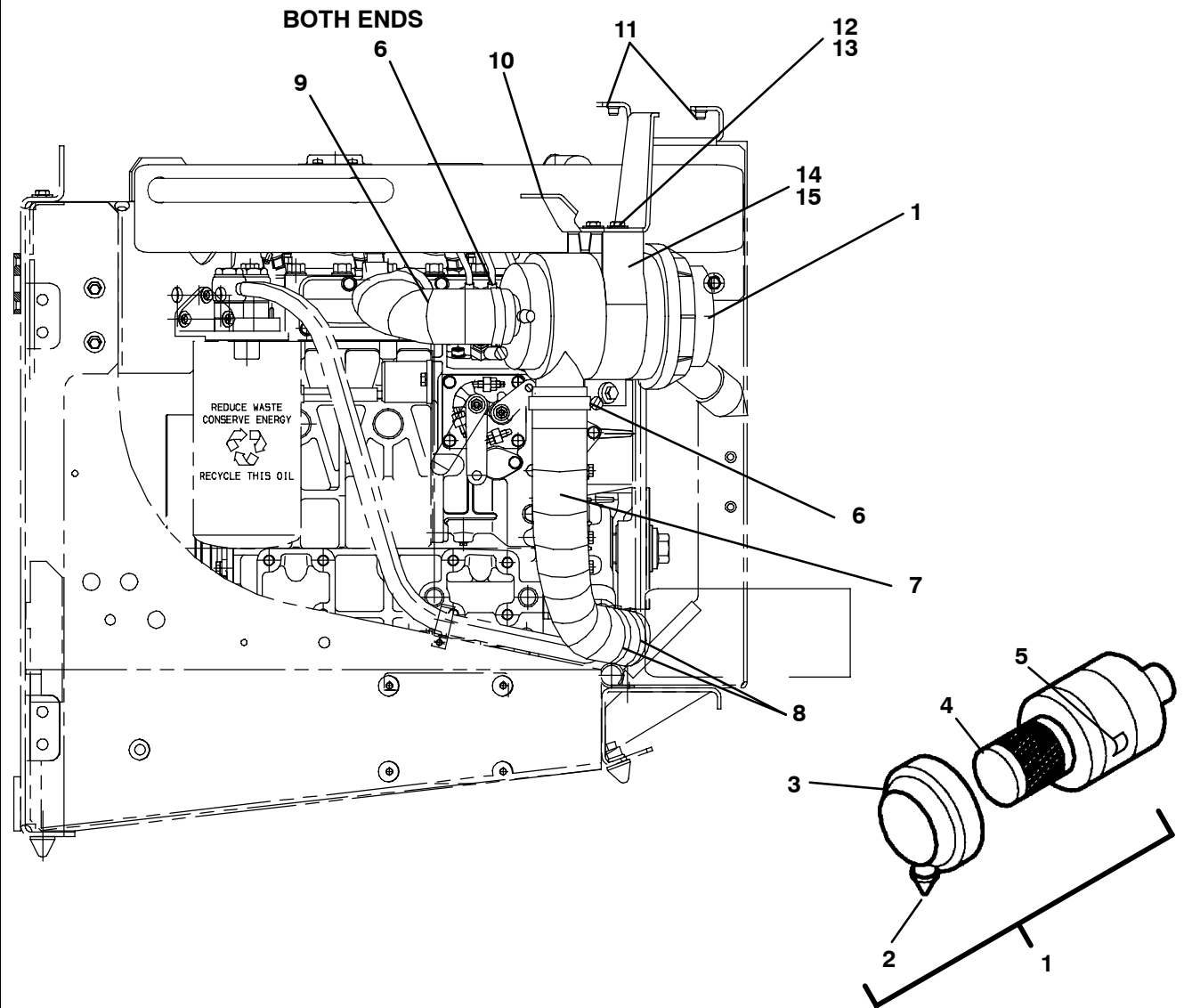
9.2 FUEL FILTER WITH HEATER



9.2 FUEL FILTER WITH HEATER

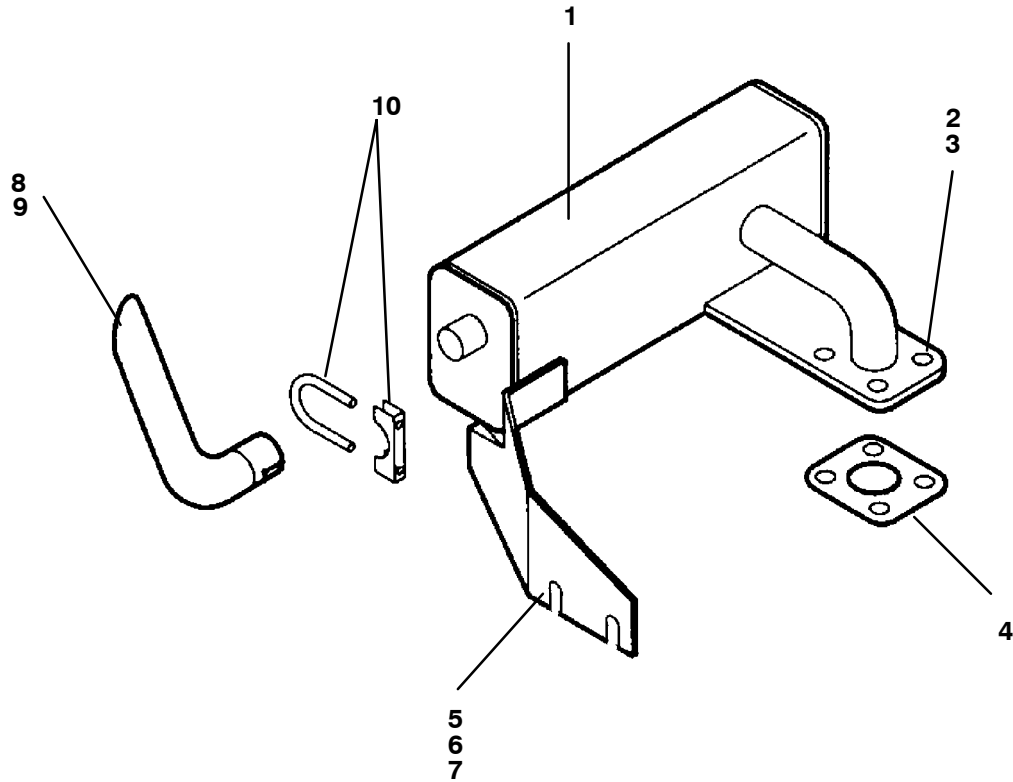
1	30-01098-09	FILTER ASSEMBLY, FUEL - INCLUDES:	1
2	NSS	HEAD, FUEL, WITH FITTINGS	1
3	30-01098-40	FITTING, BLEED, W/ .023 ORIFICE	1
4	30-01098-27	PLUG, DRAIN	1
5	30-01098-37	BOWL, FUEL - INCLUDES:	1
6	30-01098-30	O-RING, HEATER	1
7	22-50078-01SV	CONNECTOR ASSEMBLY, 2-PIN (MATES W/ 22-50078-02SV)	1
8	30-01079-01	FILTER ELEMENT, FUEL, BOWL TYPE	1
9	10-00286-02	RELAY, SPDT, W/ DIODE - UNITS W/ FUEL HEATER	1
10	10-00302-00	RECEPTACLE, RELAY	1
11	34-01184-05	NUT, LOCK, M5, NYLOCK	1

10 AIR CLEANER



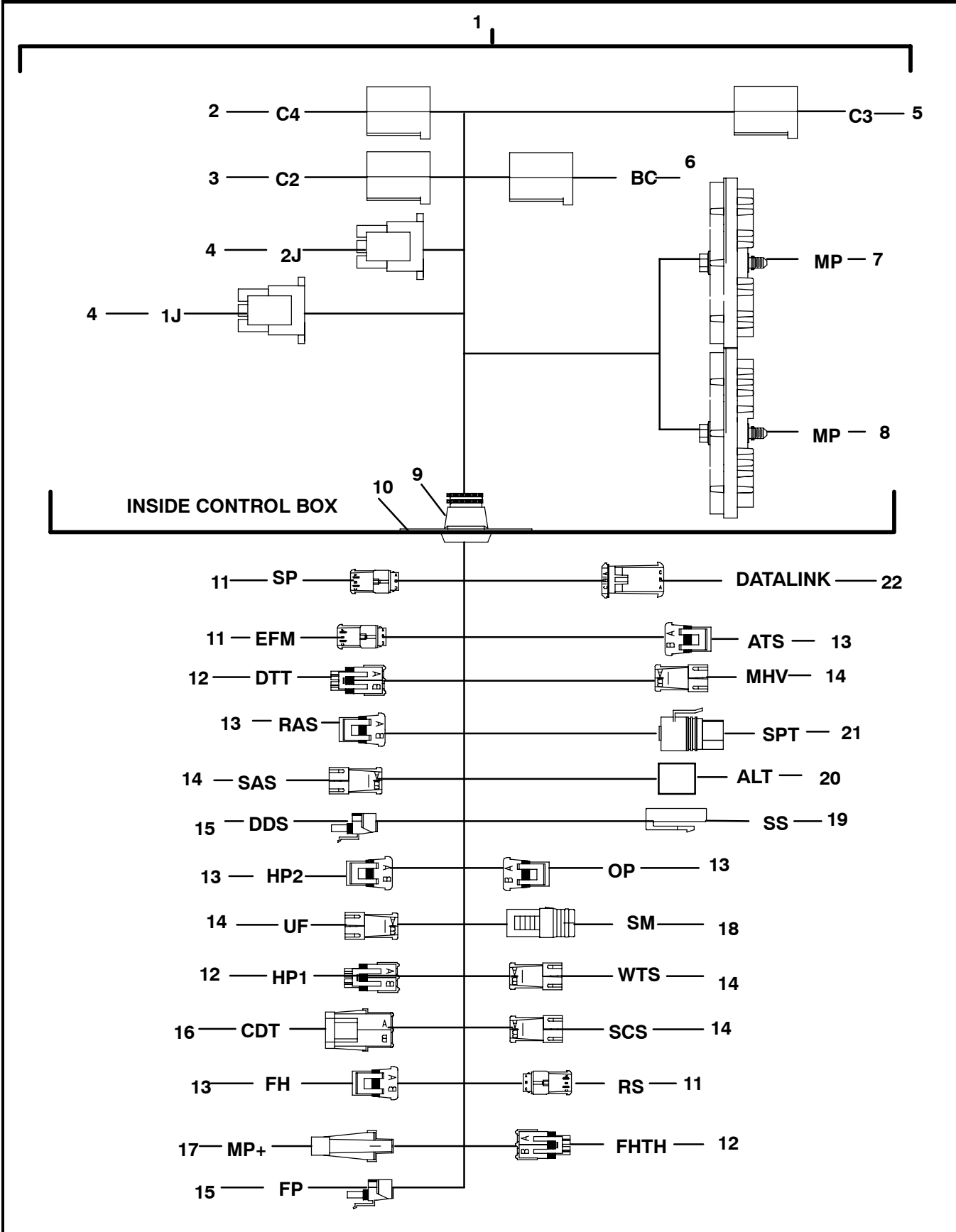
Item	Part Number	Description	Qty
1	30-60049-00	AIR CLEANER ASSEMBLY - INCLUDES :	1
2	30-60049-22	KAZOO, AIR FILTER	1
3	30-60049-21	HOUSING AND COVER, AIR CLEANER	1
4	30-60049-20P12	AIR FILTER ELEMENT (CASE OF 12)	1
5	30-00430-21	SPRING CLIP, AIR FILTER	2
6	44-00045-04	CLAMP, HOSE, 1.81-2.50 WORM TYPE	3
7	58-01360-00	HOSE, AIR CLEANER, LOWER, 1.57" I.D.	1
8	58-00079-02	STA-STRAP, 0-1.75" DIAMETER CABLE	2
9	58-60093-04	HOSE, AIR CLEANER, UPPER, 1.75" I.D.	1
10	86-61228-01	BRACKET ASSEMBLY, FILTERS/SERVICE HANDLE	1
11	34-01266-20	SCREW, HXHD SEMS, M6 X 20 MM SLTD	3
12	34-00876-20	SCREW, HXHD, M8 X 20MM	2
13	34-60002-08	WASHER, M8 BELLEVILLE	2
14	34-06051-107	RIVNUT, M8	2
15	30-60046-01	CLAMP ASSEMBLY, AIR CLEANER	1

11 EXHAUST SYSTEM



Item	Part Number	Description	Qty
1	30-60051-01	MUFFLER, EXHAUST	1
2	34-00876-20	SCREW, CAP, HXHD, M8 X 20MM	2
3	34-60002-08	WASHER, M8, BELLEVILLE	6
4	25-33020-00	GASKET, MUFFLER	1
5	34-00946-08	NUT, HEX, M8 X 1.25	4
6	34-00876-25	SCREW, CAP HXHD M8 X 25MM	2
7	34-01184-58	NUT, LOCK M8, NYLOCK	2
8	30-60018-00SV	EXHAUST PIPE, SUPRA - INCLUDES:	1
9	34-60090-08	NUT, SELF LOCK M8 HIGH-TEMPERATURE	3
10	30-01052-03	CLAMP, U-BOLT, 3/8-16 X 1.50 DIA	1

12 ELECTRICAL
12.1 ELECTRICAL - ENGINE HARNESS

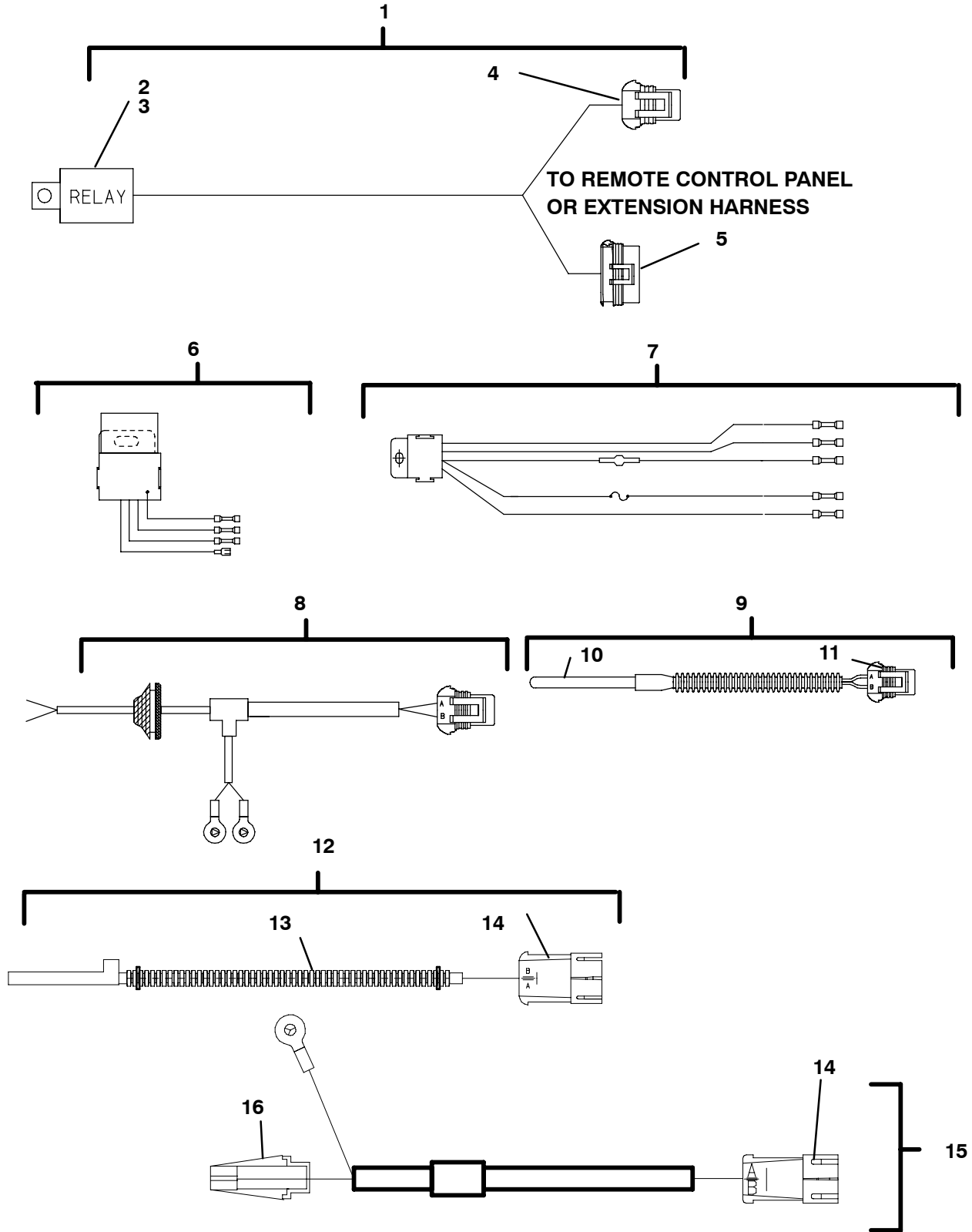


12.1 ELECTRICAL - ENGINE HARNESS

Item	Part Number	Description	Qty
1	22-02858-00	HARNESS, ENGINE - INCLUDES:	1
2	22-60254-09	CONNECTOR, 4-WIRE, FEMALE C4 (MATES WITH 22-60254-08)	1
3	22-60254-04	CONNECTOR, 2-WIRE, MALE C2 (MATES WITH 22-60254-05)	1
4	22-60300-12	CONNECTOR, 15-WIRE, MALE 1J, 2J (MATES WITH 22-60300-13)	2
5	22-60254-06	CONNECTOR, 3-WIRE, MALE C3 (MATES WITH 22-60254-07)	1
6	22-60275-21	CONNECTOR, 2-WIRE BC (MATES WITH 22-60275-11)	1
7	22-01605-00	CONNECTOR, 30-WIRE, FEMALE A-K MP (MATES WITH MICRO)	1
8	22-01605-01	CONNECTOR, 30-WIRE, FEMALE L-Y MP (MATES WITH MICRO)	1
9	58-60298-05	GROMMET, 26 TO 35 MM DIA.CABLES	1
10	68-70067-01	GROMMET BRACKET	1
11	22-50078-05SV	CONNECTOR 3-WIRE, FEMALE SP EFM RS (MATES WITH 22-50078-08SV)	3
12	22-01585-00SV	CONNECTOR, 2-WIRE, FEMALE DTT, HP1, FHTH (MATES WITH 22-02392-00SV)	3
13	22-50078-02SV	CONNECTOR, 2-WIRE ATS, RAS, HP2, OP, FH (MATES WITH 22-50078-01SV)	5
14	22-50078-01SV	CONNECTOR, 2-WIRE, MALE MHV, UF, WTS, SCS, SAS (MATES WITH 22-50078-02SV)	5
15	22-50078-63SV	CONNECTOR, 1-WIRE DDS, FP (MATES WITH 22-50078-64SV)	2
16	22-02392-00SV	CONNECTOR, 2-WIRE, MALE CDT, FHTH JUMPR (MATES WITH 22-01585-00SV)	2
17	22-50078-64SV	CONNECTOR, 1-WIRE, MALE MP+ (MATES WITH 22-50078-63SV)	1
18	22-50078-30SV	CONNECTOR, 1-WIRE SM (MATES WITH 22-50078-31SV)	1
19	22-50098-06SV	CONNECTOR, 1-WIRE, FEMALE SS (MATES WITH 22-50098-05SV)	1
20	12-60004-00	DIODE / RESISTOR MODULE, ALTERNATOR ALT	1
21	22-02448-00	CONNECTOR, 3-WIRE, SPT (MATES WITH S. TRANSDUCER)	1
22	22-50078-28	CONNECTOR, 6-WIRE DATALINK (MATES WITH 22-50078-29SV ON DATALINK HARNESS)	1

NOTE: FOR AUXILIARY HARNESSES CONNECTING TO ENGINE HARNESS, SEE SECTION 12.2

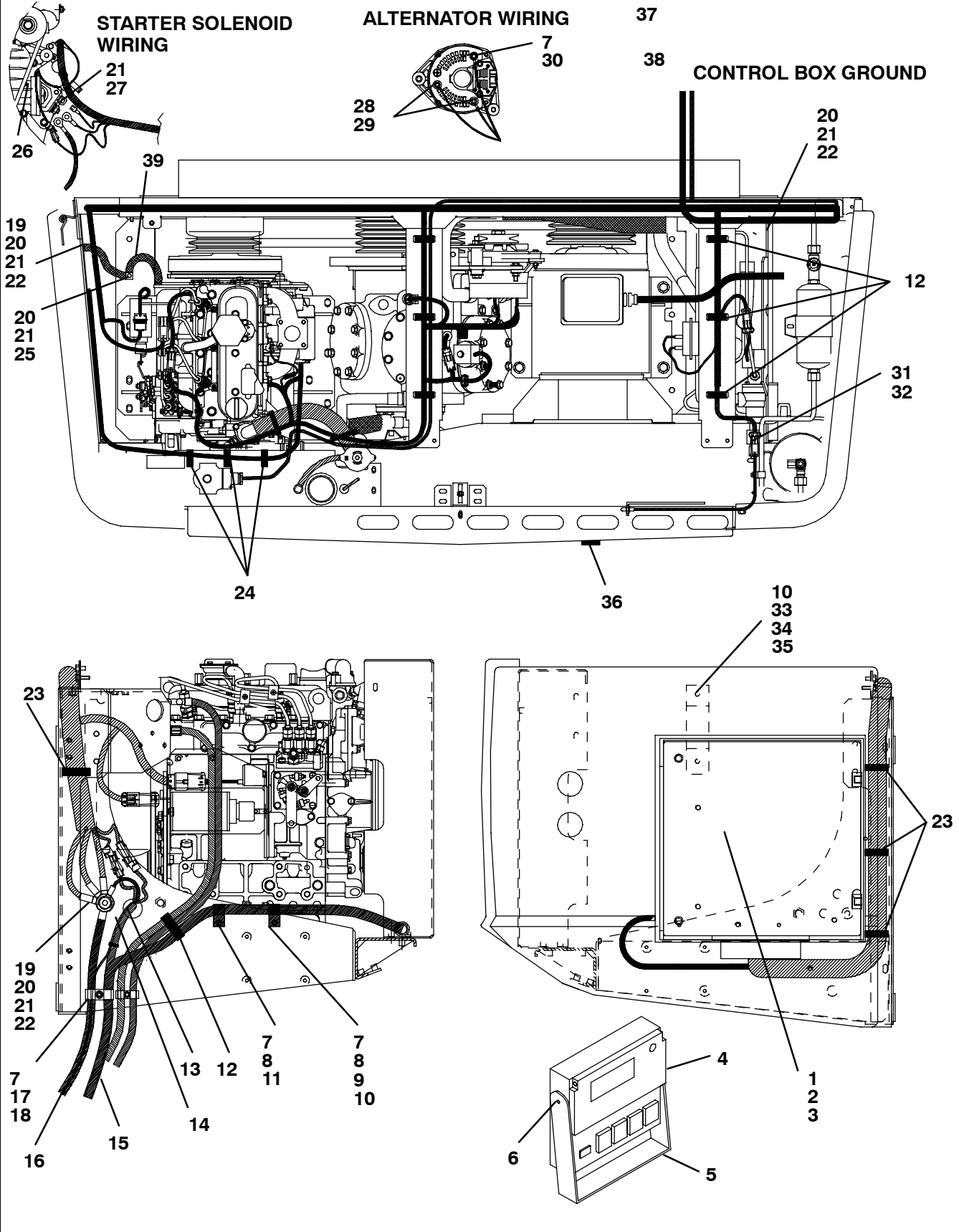
12.2 ELECTRICAL - MISCELLANEOUS HARNESSES



12.2 ELECTRICAL - MISCELLANEOUS HARNESSSES

Item	Part Number	Description	Qty
1	22-60460-00	HARNESS ASSEMBLY, REMOTE PANELS - INCLUDES:	1
2	10-00286-04	RELAY, 12 VDC, RCR	1
3	10-00302-00	RECEPTACLE, RELAY (USE 22-60248-07 TERMINAL)	1
4	22-50078-63SV	CONNECTOR, 1-WIRE IRSC (MATES W/ 22-50078-64SV)	1
5	22-50078-44SK	CONNECTOR, 10-WIRE OCJ1 (MATES W/ 22-50078-45SV)	1
6	22-60669-00	HARNESS, DOOR SWITCH RELAY - SEE SECTION 14.4	1
7	22-02832-00	HARNESS, FUEL HEATER ADDING - SEE SECTION 9.2	1
8	22-60355-03	HARNESS, FUEL HEATER - SEE SECTION 9.2	1
9	22-60009-00	HARNESS, SUPPLY AIR SENSOR SAS - INCLUDES:	1
10	12-01072-01	THERMISTOR, SENSOR	1
11	22-50078-02SV	CONNECTOR ASSEMBLY, 2-PIN (MATES W/ 22-50078-01SV)	1
12	22-01637-00	HARNESS AMBIENT TEMP SENSOR, ATS - INCLUDES:	1
13	12-01104-05	SENSOR, THERMISTER	1
14	22-50078-01SV	CONNECTOR, 2-WIRE (MATES WITH 22-50078-02SV)	1
15	22-60255-00	HARNESS, EVAP DAMPER - INCLUDES:	1
14	22-50078-01SV	CONNECTOR, 2-WIRE (MATES WITH 22-50078-02SV)	1
16	22-50078-64SV	CONNECTOR, 1-WIRE (MATES WITH 22-50078-63SV)	1
NS	22-60001-00	HARNESS, EVAPORATOR FANS - SEE SECTION 4	1
NS	22-60030-00	HARNESS, INFO START - INCLUDES:	1
NS	22-50078-63SV	CONNECTOR, 1 SOCKET, FEMALE (MATES W/ 22-50078-64SV)	1
NS	22-60116-05	HARNESS, DEFROST KLIXON - INCLUDES:	1
NS	22-02392-00SV	CONNECTOR, 2-WIRE (MATES W/ 22-01585-00SV)	1
NS	12-00256-25	THERMOSTAT, DEFROST (KLIXON)	1
NS	NS	HARNESS, DATALINK - SEE SECTION 14.2	1

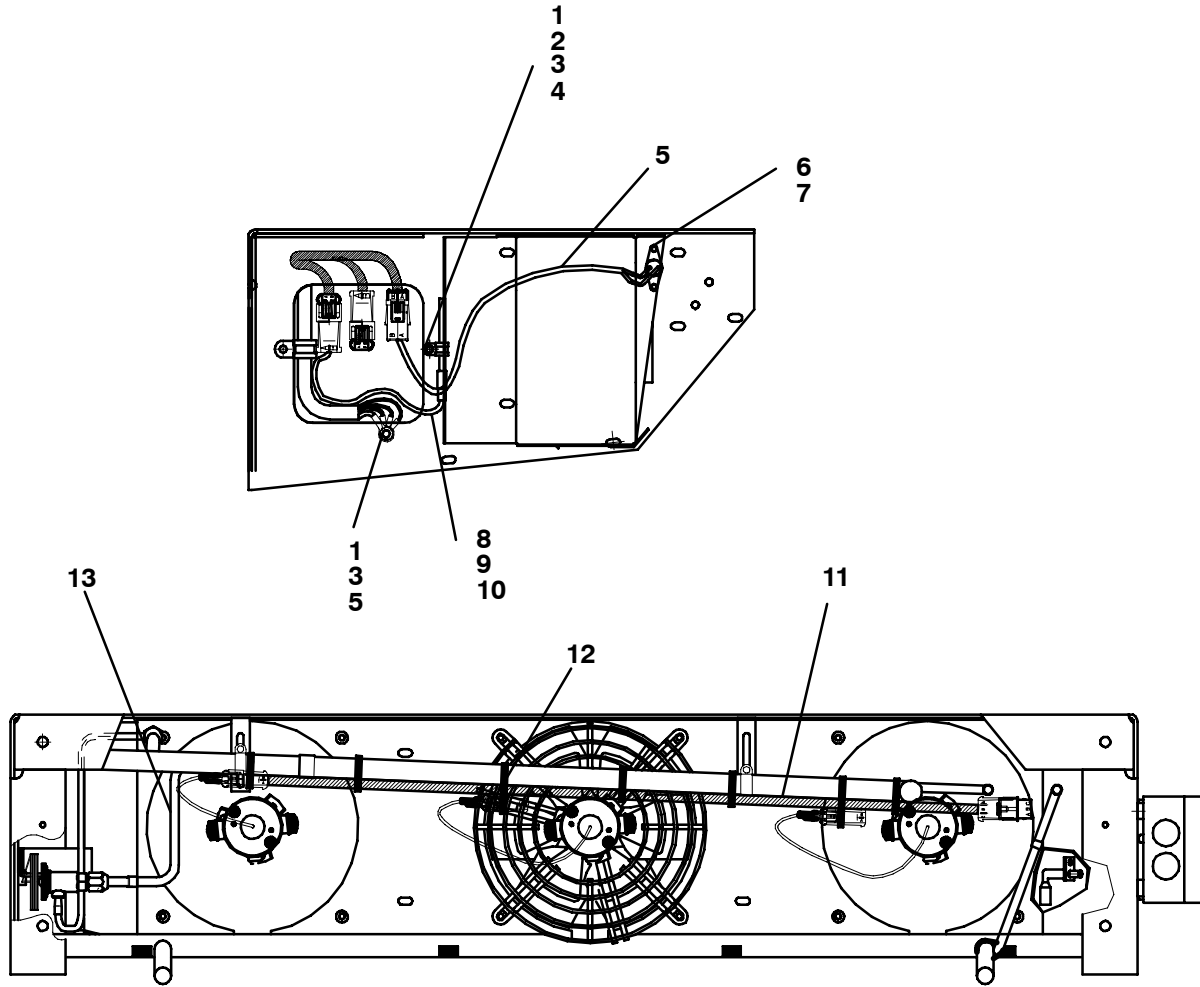
12.3 ELECTRICAL - CONDENSER SECTION



12.3 ELECTRICAL - CONDENSER SECTION

Item	Part Number	Description	Qty
1	91-01161-63	CONTROL BOX ASSY, NO STANDBY - SEE SECTION 12.5	1
	91-01161-60	CONTROL BOX ASSY, 208-230/3/60 - SEE SECTION 12.5	
	91-01161-62	CONTROL BOX ASSY, 460/3/60 SEE SECTION 12.5	
2	34-01184-58	NUT, LOCK, M8 NYLOCK	3
3	34-00366-12	WASHER, PLAIN, 5/16"	3
4	12-00325-02	CAB COMMAND, MICRO-CONTROL	1
5	68-60059-02	BRACKET, CAB COMMAND	1
6	34-60005-00	SCREW, THUMB (P02)	2
7	34-60095-27	WASHER, LOCK, M6	4
8	34-00373-03	CLAMP, TUBE, .38 DIAMETER CUSHION	2
9	34-01152-40	SCREW, CAP HXHD, M6 X 40 MM (1.575)	1
10	34-01184-06	NUT, LOCK, M6 NYLOCK	3
11	34-01152-35	SCREW, CAP HXHD, M6 X 35 MM	2
12	58-00079-02	STA-STRAP, 0-1.75" DIAMETER CABLE	A/R
13	58-00065-51	GROMMET, 7/8 I.D.	1
14	22-60287-02	HARNESS, FUEL PUMP, SEE SECTION 12.2	1
15	22-60350-00	CABLE, BATTERY, POS (RED), 9.2M (30.2')	1
16	22-60350-01	CABLE, BATTERY, NEG (BLK), 8 M (26.2')	1
17	34-01152-50	SCREW, CAP HXHD, M6 X 50 MM	1
18	44-01143-03	CLAMP, DOUBLE TUBE, 1/2"& 1/2"	1
19	34-01153-35	SCREW, CAP HXHD M8 X 35 MM (1.378)	1
20	34-60096-09	WASHER, LOCK, M8	4
21	34-60002-08	WASHER, M8 BELLEVILLE	5
22	34-00946-58	NUT, HEX, M8	2
23	44-01139-01	CLAMP, CABLE, 1.00 DIAMETER HARNESS	4
24	44-01139-02	CLAMP, CABLE, .750 DIAMETER HARNESS	3
25	34-01153-20	SCREW, CAP HXHD M8 X 20 MM	1
26	22-60030-00	HARNESS, INFO-START - SEE SECTION 12.2	1
27	34-60201-03	NUT, HEX, M8	1
28	34-01184-05	NUT, LOCK, M5 NYLOCK	2
29	34-00372-122	WASHER, LOCK, M6 EXT TOOTH	2
30	34-00946-56	NUT, HEX, M6	1
31	22-01637-00	HARNESS AMBIENT TEMP SENSOR, ATS - SEE SECTION 12.2	1
32	68-07510-00	BRACKET, ATS	1
33	68-60274-00	BRACKET, CONTROL BOX	1
34	34-01152-20	SCREW, CAP HXHD M6 X 20 MM (.787)	3
35	34-60095-46	WASHER, LOCK, M6 X 18 MM O.D.	1
36	58-00065-25	GROMMET, .19 ID X .34 OD	1
37	34-00876-25	SCREW, CAP HXHD, M8 X 25 MM (0.98)	1
38	44-60061-00	BASE, TY-WRAP	1
39	22-01528-00	CABLE ASSEMBLY, GROUND	2

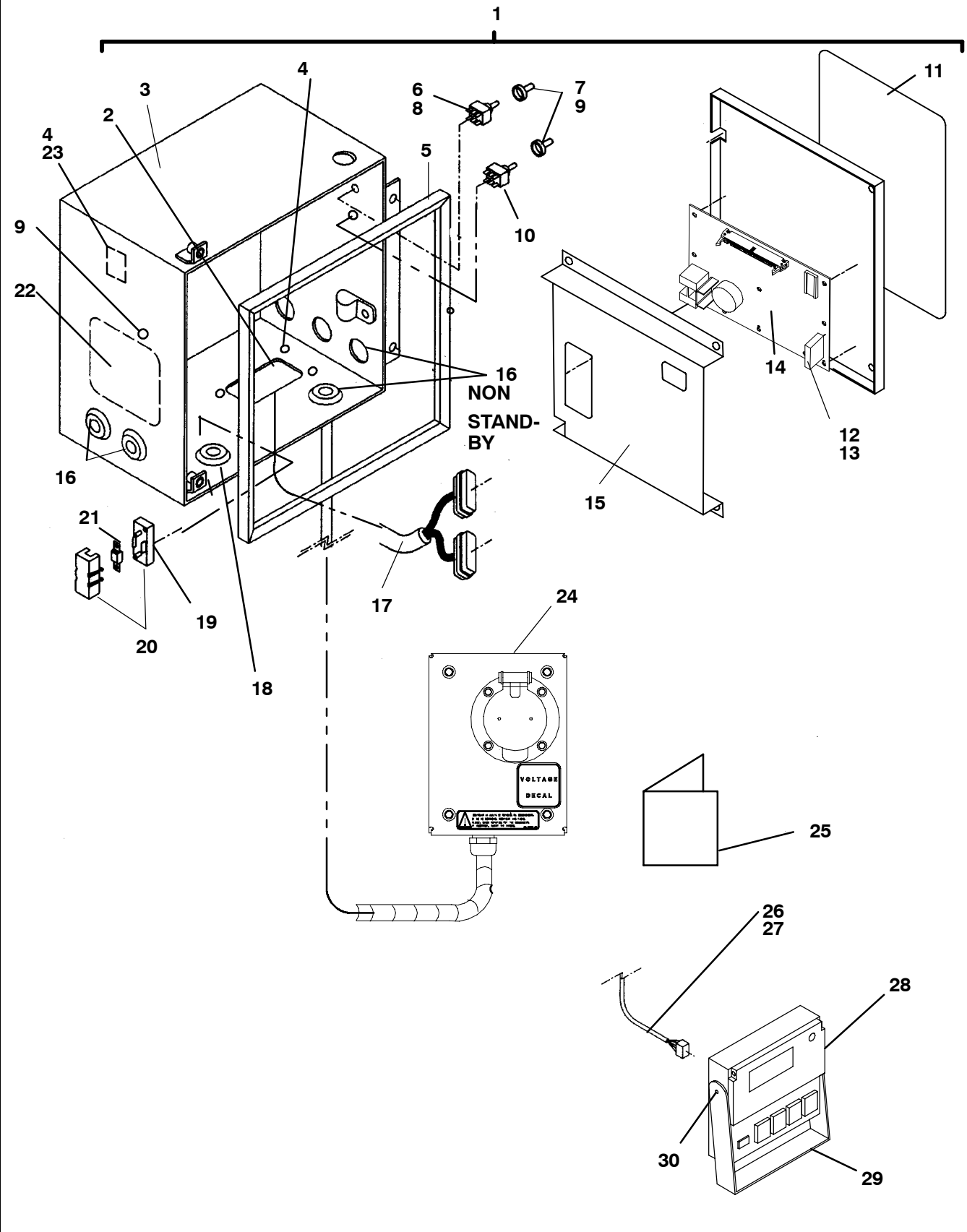
12.4 ELECTRICAL - EVAPORATOR SECTION



12.4 ELECTRICAL - EVAPORATOR SECTION

Item	Part Number	Description	Qty
1	34-01184-06	NUT, LOCK, M6 NYLOCK	3
2	34-01152-20	SCREW, CAP HXHD M6 X 20 MM (.787)	1
3	34-60095-27	WASHER, LOCK, M6	4
4	58-00079-00	STA-STRAP, 0-4.00 DIAMETER CABLE	A/R
5	22-60116-05	HARNESS, DEFROST KLIXON, SEE SECTION 12.2	1
6	34-01197-10	SCREW, CAP HXHD, M4 X 10 MM (0.394)	2
7	34-60095-24	WASHER, LOCK, M4	2
8	22-60010-00	SENSOR ASSEMBLY, RETURN AIR - INCLUDES:	1
9	12-01072-01	THERMISTOR, SENSOR	1
10	22-50078-01SV	CONNECTOR, 2-WIRE (MATES WITH 22-50078-02SV)	1
11	22-60001-00	HARNESS, EVAPORATOR FANS SEE SECTION 12.2	1
12	58-00079-02	STA-STRAP, 0-1.75" DIAMETER CABLE	A/R
13	22-60255-00	HARNESS, EVAP DAMPER SEE SECTION 12.2	1

12.5 ELECTRICAL - CONTROL BOX



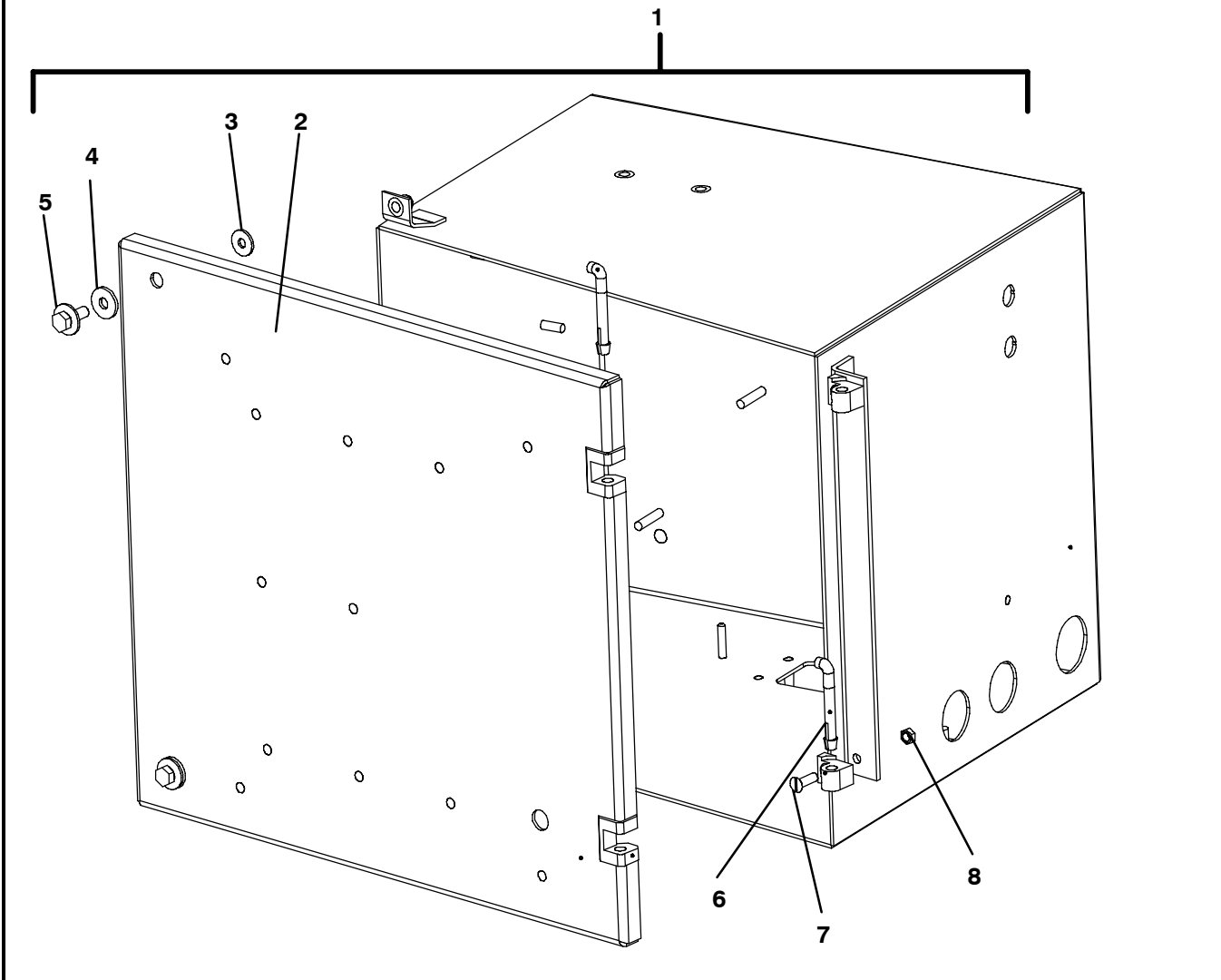
12.5 ELECTRICAL - CONTROL BOX

Item	Part Number	Description	Qty
1	91-01161-63	CONTROL BOX ASSEMBLY, NO STANDBY - INCLUDES:	1
	91-01161-60	CONTROL BOX, 208-230/3/60 - INCLUDES:	
	91-01161-62	CONTROL BOX ASSEMBLY, 460/3/60 - INCLUDES:	
2	42-60082-00	GASKET, CONTROL BOX BOTTOM	1
3	79-02372-00	BOX ASSEMBLY - SEE SECTION 12.6	1
4	34-60089-05	NUT, LOCK, M5	A/R
5	42-60037-00	GASKET, CONTROL BOX DOOR	1
6	10-01129-15SV	SWITCH, TOGGLE, ON / OFF - INCLUDES:	1/2
7	66U1-9752	SEAL, PANEL BUSHING	1/2
8	58-60306-12	WASHER, NYLON, M12 X 3THK X 18 OD	2
9	58-60059-00	CAP, INSULATING	2/3
10	10-01129-16SV	SWITCH, TOGGLE, (GLOW/CRANK - IF PRESENT) - INCLUDES:	1
7	66U1-9752	SEAL PANEL BUSHING	1
11	62-60951-02	DECAL, FRONT CONTROL BOX	1
12	58-00836-18	SPACER, NYLON	8
13	34-60089-06	NUT, LOCK, M6	A/R
14	91-01146-61RP	LOGIC BOARD AND COVER, REV. 3.29	1
15	68-61784-00	BRACKET, CONTROL BOX	1
16	58-60298-03	GROMMET TAP	A/R
17	22-02858-00	HARNESS, ENGINE, MICRO - SEE SECTION 12.3	1
18	58-00660-00	WASHER, CONDENSATE DRAIN	2
19	48-60333-00	SPACER, M4 X M20	2
20	22-60599-00	FUSE HOLDER, MIDI FUSE	1
21	22-60340-04	FUSE, 80 AMP, MIDI FUSE	1
22	62-60472-01	DECAL, RELAY BOARD DIAGRAM	1
23	10-00286-04	RELAY, 12VDC	1
24	91-01096-03	RECEPTACLE BOX (230/3/60) - SEE SECTION 12.8	1
	91-01096-05	RECEPTACLE BOX (460/3/60) - SEE SECTION 12.8	1
25	62-60929-07	LAMINATION, SCHEMATIC	1
26	22-60664-03	CABLE ASSEMBLY, CAB COMMAND, 10M (33 FT) SEE SECTION 12.3	1
	22-60664-01	CABLE ASSEMBLY, CAB COMMAND, 18M (59 FT) SEE SECTION 12.3	1
	22-60664-02	CABLE ASSEMBLY, CAB COMMAND, 13M (43 FT) SEE SECTION 12.3	
27	22-60664-10	CABLE ASSEMBLY, CAB COMMAND, SERVICE (FROM CAB COMMAND TO MAIN CABLE)	1
28	12-00325-02	CAB COMMAND, MICRO-CONTROL	1
29	34-60005-00	SCREW, THUMB (P02)	2
30	68-60059-02	BRACKET, CAB COMMAND	1

12.5 ELECTRICAL - CONTROL BOX (Continued)

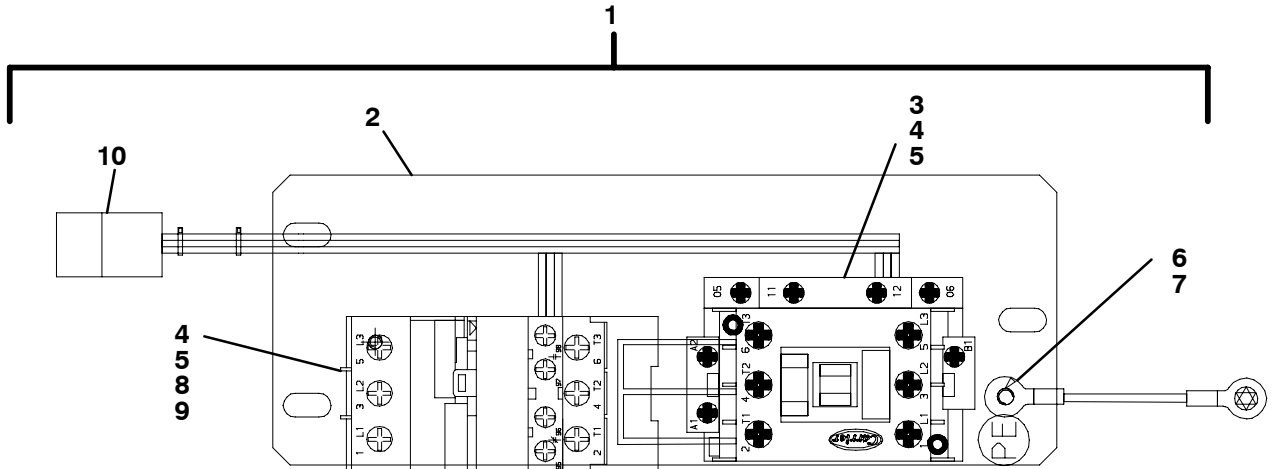
Item	Part Number	Description	Qty
1	91-01161-63	CONTROL BOX, NO STANDBY - INCLUDES:	1
	91-01161-60	CONTROL BOX, 208-230/3/60 - INCLUDES:	1
	91-01161-62	CONTROL BOX. 460/3/60 - INCLUDES:	1
2	10-00375-01SV	BUZZER, WARNING - INCLUDES:	1
3	42-00243-17	O-RING	1
4	34-60089-05	NUT, LOCK, M5	A / R
5	44-60044-09	CLAMP, 3/4", CUSHION	2
6	22-60836-00	CABLE ASSEMBLY, STANDBY MOTOR, 230 OR 460 3 PHASE	1
7	58-60298-03	GROMMET TAP	A/R
8	44-01139-02	CLAMP, 3/4" DIA., HARNESS	2
9	91-60207-07	PANEL ASSY, STANDBY, 208-230/3/60 - SEE SECTION 12.7	1
	91-60207-00	PANEL ASSY, STANDBY, 460/3/60 - SEE SECTION 12.7	1
10	12-00460-03	CIRCUIT BOARD, RELAY & FUSE, INCLUDES: (DOES NOT INCLUDE EFMR3, DDR, UFR, CCR, EHR RELAYS)	1
11	10-00385-02	RELAY, 12VDC, RCR, HR1, SR, BPR	4
12	10-00286-04	RELAY, 12VDC, SSR, EFMR1, EFMR2, GPR, RR, DER	6
13	22-60254-09	CONNECTOR, 4-WIRE C4 (MATES WITH 22-60254-08)	1
14	22-02336-02	FUSE, 5-AMP (F2, F4, F6, F11)	8
15	22-02336-06	FUSE, 15-AMP (F3, F7)	2
16	22-02336-01	FUSE, 20-AMP (F8, F9, F10)	6
17	22-02336-04	FUSE, 10-AMP (F5)	2
18	22-60254-08	CONNECTOR, 4-WAYS, C4 (MATES WITH 22-60254-09)	1
19	22-02336-50	REMOVAL TOOL, FUSE	1
20	22-60300-13	CONNECTOR, 15-WAYS (MATES WITH 1J AND 2J ON RELAY BOARD)	1
21	22-60254-06	CONNECTOR, 3 WIRE C3 (MATES WITH 22-60254-07)	1

12.6 ELECTRICAL - CONTROL BOX - BOX ASSEMBLY



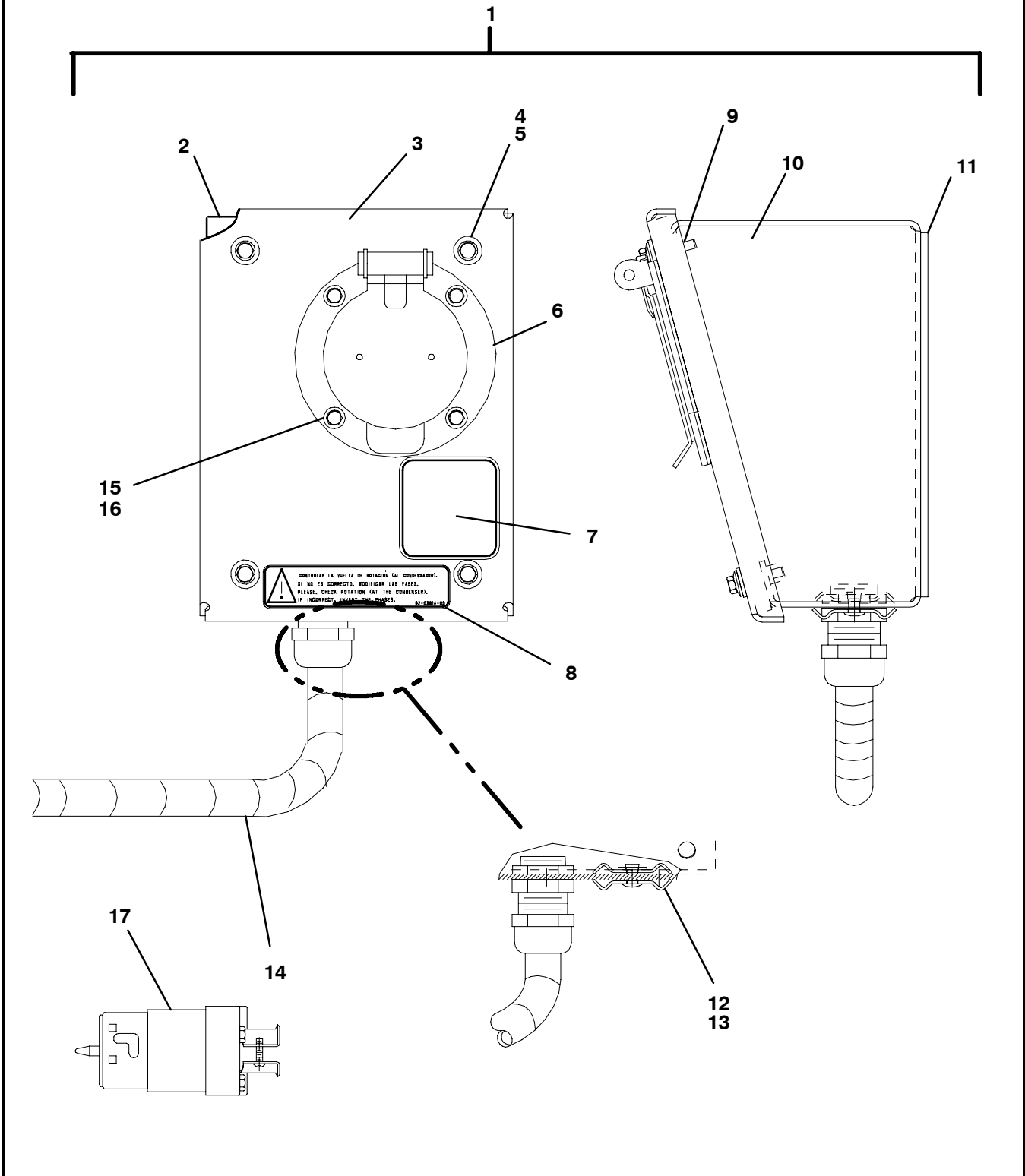
Item	Part Number	Description	Qty
1	79-02372-00	BOX ASSEMBLY - INCLUDES:	1
2	68-61767-00	DOOR ASSEMBLY	1
3	58-60306-05	WASHER, NYLON, M5 X 15MM OD	2
4	58-60306-06	WASHER, NYLON, M6 X 18MM OD	2
5	34-60068-20	SCREW, M6 X 20MM LG	2
6	44-00356-00	HINGE	2
7	34-60236-16	SCREW, M5 X 16MM LG	2
8	34-01184-05	NUT, LOCK, M5 NYLOCK	2

12.7 ELECTRICAL - STANDBY PANEL ASSEMBLY



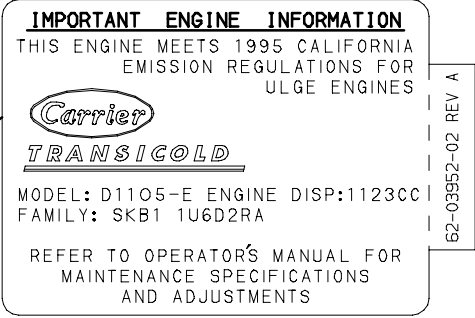

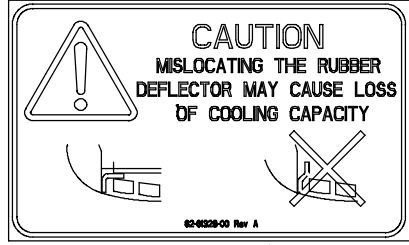
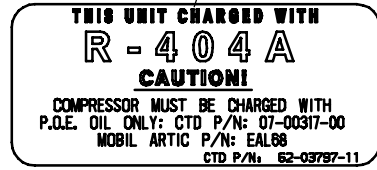
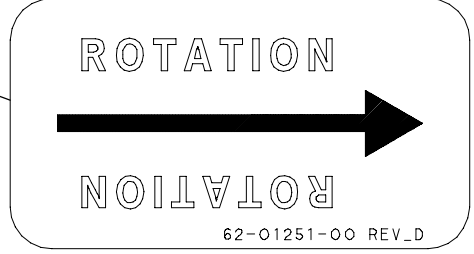
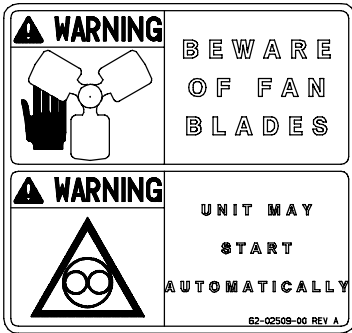
Item	Part Number	Description	Qty
1	91-60207-00	PANEL ASSEMBLY, STANDBY, 460/3/60 - INCLUDES:	1
	91-60207-07	PANEL ASSEMBLY, STANDBY, 208-230/3/60 - INCLUDES:	1
2	68-61768-00	PANEL ASSEMBLY	1
3	10-00433-07	CONTACTOR, 30A, 460/3/60 UNITS ONLY	1
	10-00433-05	CONTACTOR, 37A, 208-230/3/60 UNITS ONLY	1
4	34-01184-54	NUT, LOCK, M4	4
5	34-60002-54	WASHER, M4 BELLEVILLE	4
6	34-01184-55	NUT, LOCK, M5 NYLOCK	1
7	34-60002-55	WASHER, M5 BELLEVILLE	1
8	10-60044-14	RELAY, OVERLOAD, 12 TO 37AMP	7
9	10-60044-40	BASE, OVERLOAD RELAY	7
10	22-60254-07	CONNECTOR, 3-WIRE, C3, (MATES WITH 22-60254-06)	1
11	44-60024-01	TYWRAP, 98 MM LONG	7

12.8 ELECTRICAL - RECEPTACLE BOX



12.8 ELECTRICAL - RECEPTACLE BOX

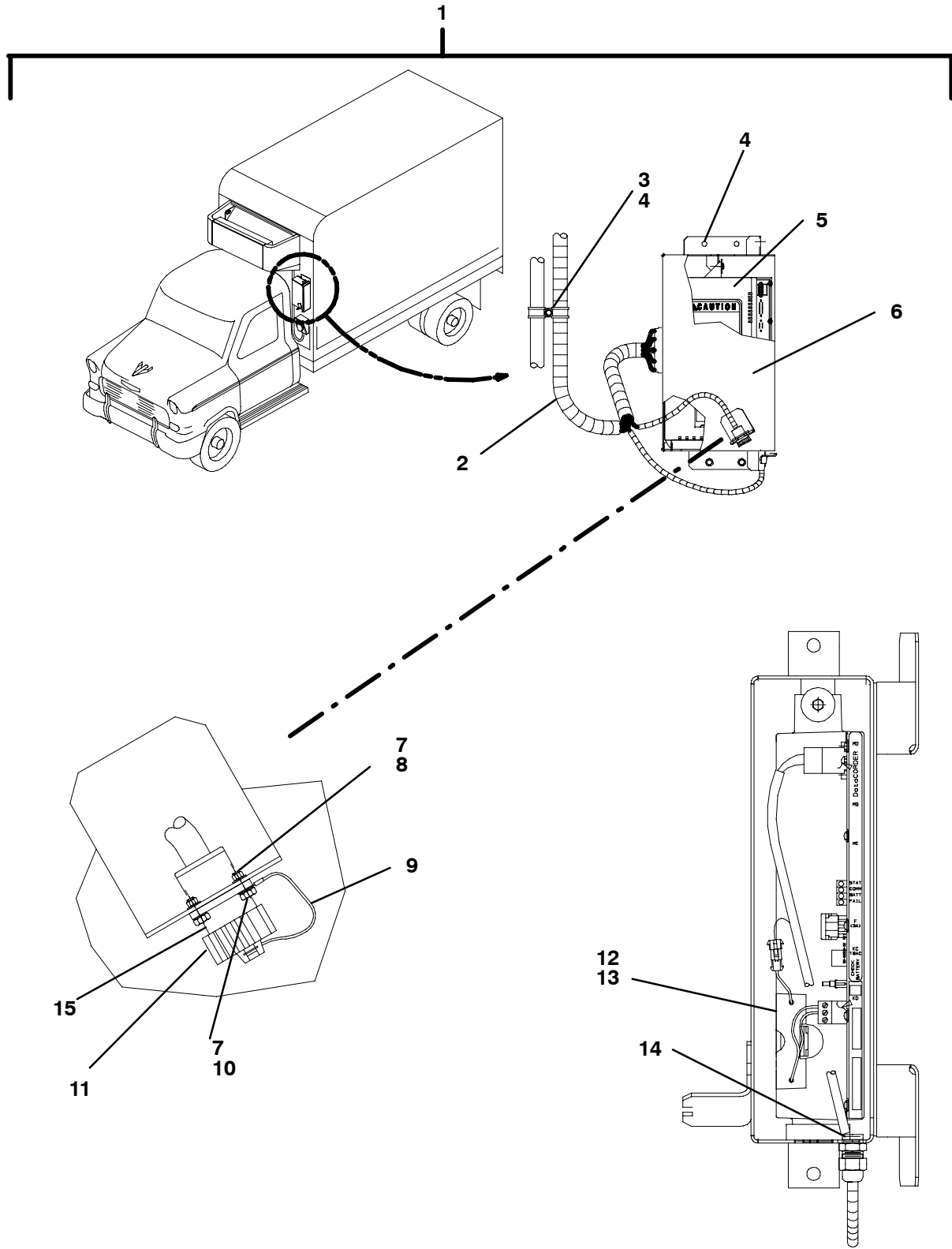
Item	Part Number	Description	Qty
1	91-01096-05	RECEPTACLE BOX, STANDBY, (460/3/60) - INCLUDES:	1
	91-01096-03	RECEPTACLE BOX, STANDBY, (230/3/60) - INCLUDES:	1
2	42-01157-00	GASKET, DOOR	1
3	68-07174-02	DOOR, RECEPTACLE BOX	1
4	34-00917-12	SCREW, MACH HEX HEAD, #10-32	4
5	58-00511-08	WASHER, FLAT, 0.22 ID X 0.50 OD	4
6	22-01132-03	RECEPTACLE, POWER, 230/3/60, 50A	1
	22-01132-01	RECEPTACLE, POWER, 460/3/60, 50A	1
7	62-02255-00	DECAL, VOLTAGE, 230 VOLTS	1
	62-02255-02	DECAL, VOLTAGE, 460 VOLTS	1
8	62-03914-00	DECAL, CHECK ROTATION	1
9	34-06051-04	RIVNUT, # 10-32	4
10	86-02882-00	BOX ASSEMBLY, RECEPTACLE	1
11	42-01162-00	GASKET, RECEPTACLE BOX	1
12	58-00660-00	WASHER, CONDENSATE DRAIN	2
13	34-00366-09	WASHER, PLAIN, #10	1
14	22-02643-00	WIRE HARNESS, RECEPTACLE BOX	1
15	34-00996-08	SCREW, MACH HEX HEAD, #8-32	4
16	34-06051-01	RIVNUT, #8-32	4
17	22-01131-03	PLUG, POWER, 230/3/60, 50A	1
	22-01131-01	PLUG, POWER, 460/3/60, 50A	1



13 DECALS

Item	Part Number	Description	Qty
1	62-02509-00	DECAL, WARNING, BEWARE OF FAN & AUTOSTART	3
2	62-02140-00	DECAL, SERVICE, ACTION LINE	1
3	62-01251-00	DECAL, ROTATION	1
4	62-03797-11	DECAL, R404A, COMPRESSOR OIL	1
5	62-03897-00	DECAL, CAUTION, BELT TENSION	1
6	62-60949-00	DECAL, SUPRA 950	
7	62-61328-00	DECAL, CAUTION, BLOCK PLACEMENT	1
8	62-03952-02	DECAL, 1123 CC CARB ENGINE	
9	62-02144-03	DECAL, DANGER, BELT ROTATION	2

14 OPTIONS
14.1 OPTIONS - DATALINK

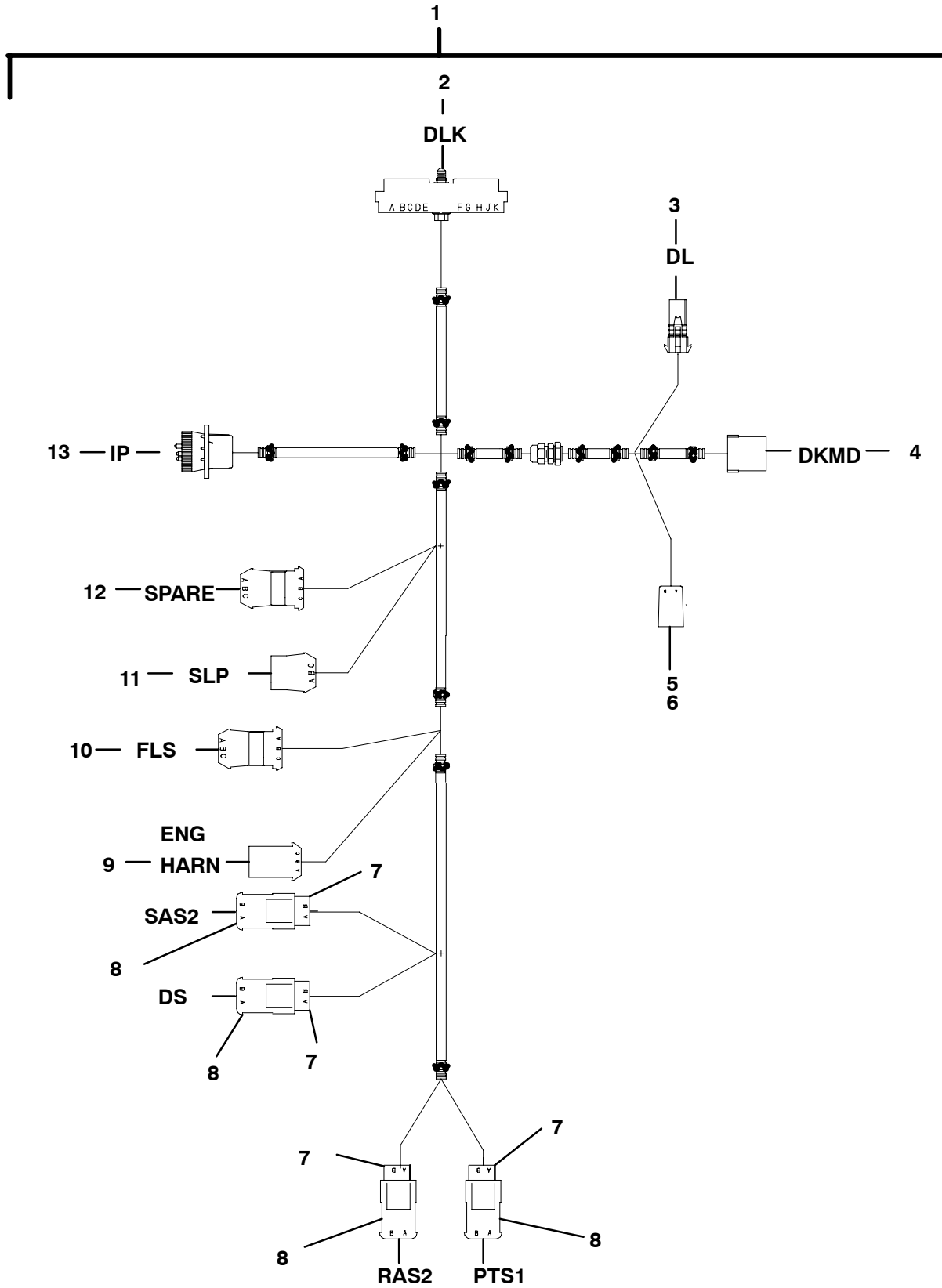


BOX COVER REMOVED

14.1 OPTIONS - DATALINK

Item	Part Number	Description	Qty
1	76-00550-00	DATALINK KIT - INCLUDES:	1
2	22-02825-00	HARNESS, DATALINK (SEE SECTION 14.2)	1
3	34-00373-61	CLAMP, TUBE, .88 DIA CUSHION	2
4	34-01087-01	SCREW, LAG, 3/8-7 X 1.25	4
5	12-00476-01	MODULE, DATACORDER	1
6	91-00276-03	BOX ASSEMBLY, DATALINK, EMPTY	1
7	34-00662-05	WASHER, PLAIN, #4 MEDIUM	8
8	34-00667-05	NUT, SELF LOCK, 4-40	4
9	44-01159-00	LANYARD	1
10	34-06126-08	SCREW, MACH HXHD #4-40 X .50 LG SLTD	4
11	22-01660-05	CAP, DUST, (5 PIN RECEPTACLE)	1
12	30-01096-00	POWERPACK, ELECTRONIC	1
13	62-04019-00	DECAL, ELECTRICAL POWER PACK	1
14	58-00511-115	WASHER, FLAT, .62 ID X 1.0 OD SLT	1
15	22-01660-03	CONNECTOR, 5 WIRE, IP (USE 22-01613-15 TERMINAL)	1

14.2 OPTIONS - DATALINK HARNESS



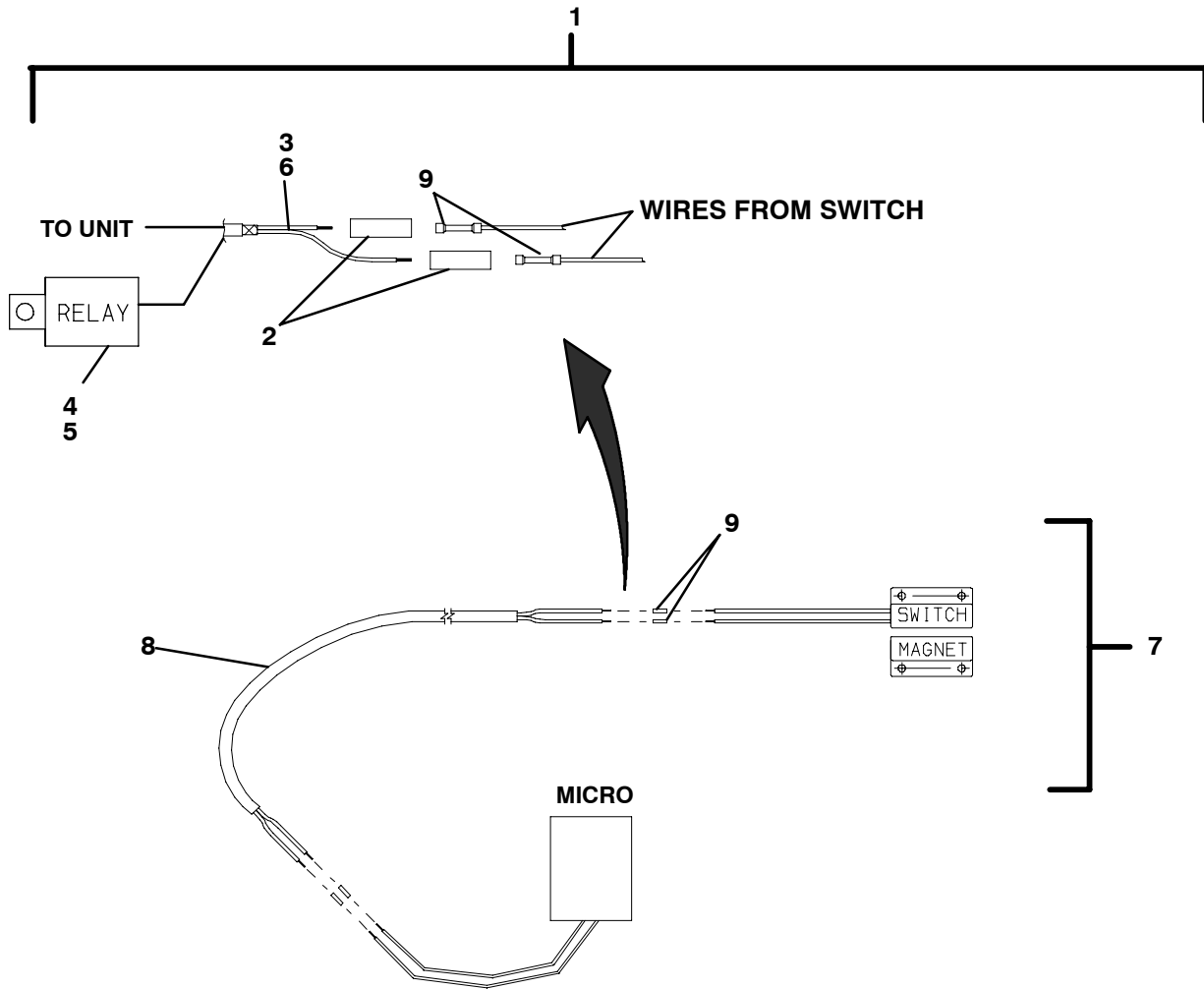
14.2 OPTIONS - DATALINK

Item	Part Number	Description	Qty
1	22-02825-00	HARNESS, DATALINK - INCLUDES:	1
2	22-01605-05	CONNECTOR, 30-WIRE, DLK (USE 22-50078-76B TERMINAL)	1
3	22-01860-00	CONNECTOR, 1-WIRE, DL (MATES WITH 22-50078-07SV)	1
4	22-01622-01	CONNECTOR, 12-WIRE, DKMD (USE 22-01622-03 TERMINAL)	1
5	22-02338-02	FUSE HOLDER, 3-AMP FUSE	1
6	22-02336-03	FUSE, 3-AMP	1
7	22-50078-73	CONNECTOR, 2-WIRE, RAS2, PTS1, DS, SAS2 (MATES WITH 22-50078-72)	4
8	22-50078-72	CONNECTOR, 2-WIRE, (MATES WITH 22-50078-73)	4
9	22-50078-29SV	CONNECTOR, 6-WIRE, (MATES W/ 22-50078-28 ON ENG. HARN.)	2
10	22-50078-24SV	CONNECTOR, 3-WIRE, FLS (MATES WITH 22-50078-25SV)	1
11	22-50078-08SV	CONNECTOR, 3-WIRE, SLP (MATES WITH 22-50078-05SV)	1
12	22-50078-24SV	CONNECTOR, 3-WIRE, SPARE (MATES WITH 22-50078-25SV)	1
13	22-01660-03	CONNECTOR, 5-WIRE, IP (USE 22-01613-15 TERMINAL)	1

14.3 OPTIONS - REMOTE CONTROLLER

Item	Part Number	Description	Qty
1	76-60876-00	REMOTE PANEL KIT, SURFACE MOUNT - INCLUDES:	1
	76-60876-01	REMOTE PANEL KIT - FLUSH MOUNT - INCLUDES:	
2	22-60460-00	HARNESS / RELAY ASSEMBLY, REMOTE PANELS (INSIDE CONTROL BOX) - INCLUDES:	1
3	10-00286-04	RELAY, 12 VDC	1
4	10-00302-00	RECEPTACLE, RELAY (USE 22-60248-07 TERMINAL)	1
5	22-50078-63SV	CONNECTOR, 1-WIRE (MATES WITH 22-50078-64SV)	1
6	22-50078-44SV	CONNECTOR, 10-WIRE (MATES WITH 22-50078-45SV)	1
7	91-60110-07	MODULE, CONTROL PANEL, SURFACE MOUNT - INCLUDES:	1
	91-60112-08	MODULE, CONTROL PANEL, FLUSH MOUNT - INCLUDES:	
8	68-60280-00	BRACKET, MODULE	1
9	34-60105-16	SCREW, M5 X 16 MM L	4
10	58-00836-13	SPACER, NYLON	4
11	34-60057-05	WASHER, M5 X 10 MM OD	4
12	22-60193-00	CABLE, 12-CONDUCTOR, 3 METERS LONG (10 FT)	3
13	22-50078-45SV	CONNECTOR, MALE, 10-WIRE (MATES WITH 22-50078-44SV)	1
14	22-50078-08SV	CONNECTOR, MALE, 3-WIRE (MATES WITH 22-50078-05SV)	1
15	62-60258-05	DECAL, CONTROL PANEL	1
16	76-60798-05	EXTENSION CABLE, 5 METERS (16.4 FT) - INCLUDES:	1
	76-60798-10	EXTENSION CABLE, 10 METERS (33 FT) - INCLUDES:	1
	76-60798-15	EXTENSION CABLE, 15 METERS (49.2 FT) - INCLUDES:	1
	76-60798-20	EXTENSION CABLE, 20 METERS (66 FT) - INCLUDES:	1
6	22-50078-44SV	CONNECTOR, 10-WIRE (MATES WITH 22-50078-45SV)	1
13	22-50078-45SV	CONNECTOR, MALE, 10-WIRE (MATES WITH 22-50078-44SV)	1
14	22-50078-08SV	CONNECTOR, MALE, 3-WIRE (MATES WITH 22-50078-05SV)	1
17	22-50078-05SV	CONNECTOR, FEMALE, 3-WIRE (MATES WITH 22-50078-08SV)	1

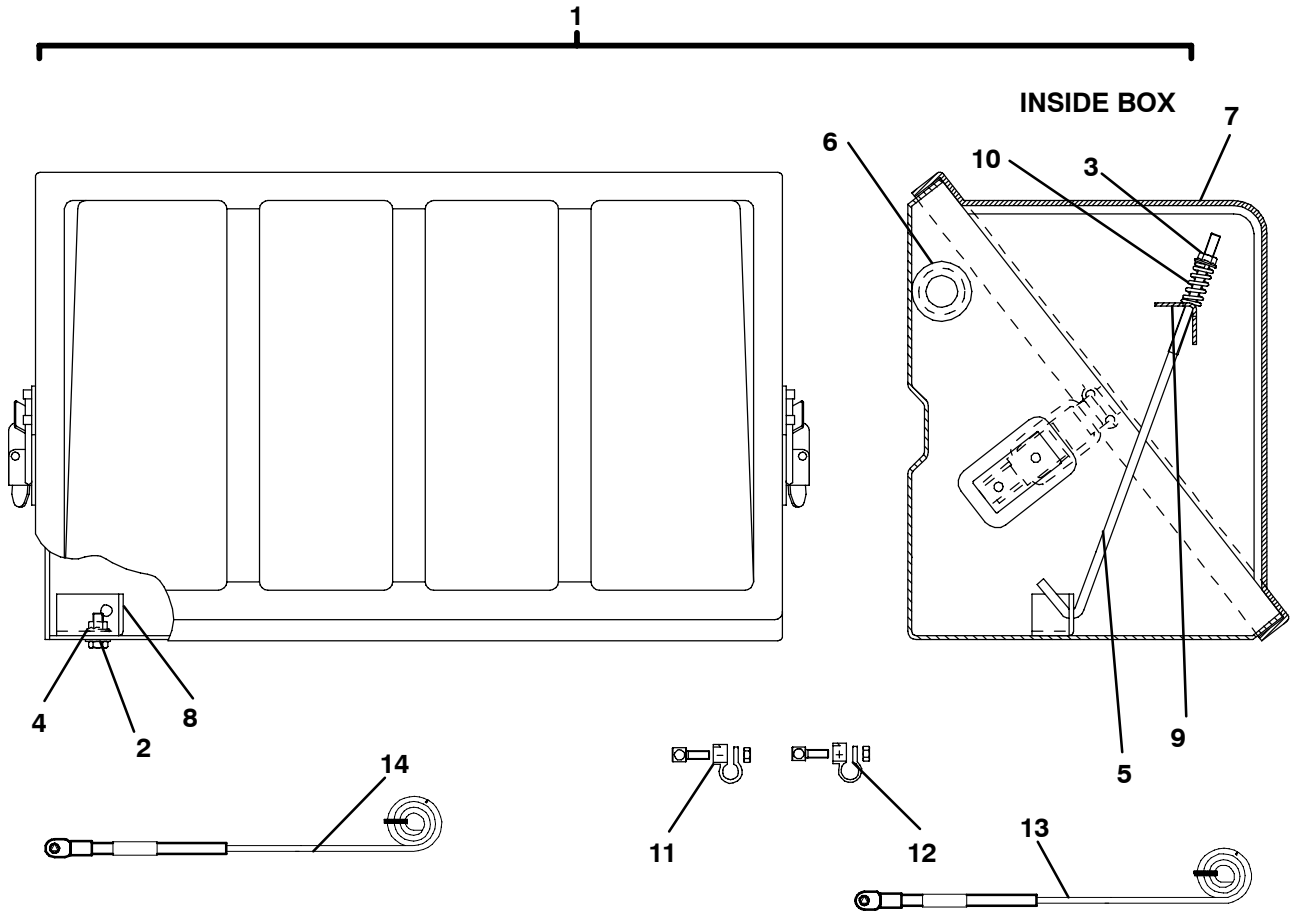
14.4 OPTIONS - DOOR SWITCH



14.4 OPTIONS - DOOR SWITCH

1	76-61045-00	SHUTDOWN KIT, DOOR SWITCH - INCLUDES:	1
2	66U1-3803	TUBE, HEAT SHRINK 1/4 X 2.00 LG. (P10)	2
3	22-60669-00	HARNESS, DOOR SWITCH RELAY - INCLUDES:	3
4	10-00286-04	RELAY, 12 VDC DSR	1
5	10-00302-00	RECEPTACLE, RELAY (USE 22-60248-07 TERMINAL)	1
6	22-60669-01	HARNESS, DOOR SWITCH GROUND	1
7	12-00419-06	SWITCH ASSEMBLY, MAGNETIC (MAGNET AND SWITCH) (DOOR OPEN, SWITCH CLOSED)	1
8	22-01443-00	CABLE, 2-CONDUCTOR (SOLD IN 150 FT ROLLS)	A / R
9	22-01292-02	BUTT SPLICE, NON-INSULATED 14-16 AWG	2

14.5 OPTIONS - BATTERY BOX AND CABLES



Item	Part Number	Description	Qty
1	76-60809-00	BATTERY BOX ASSEMBLY, COMPLETE - INCLUDES:	1
2	34-01152-16	SCREW, CAP HXHD, M6 X 16 MM (.629)	1
3	34-60089-06	NUT, LOCK, M6	3
4	34-60095-27	WASHER, LOCK, M6 X 14 MM OD	1
5	34-60104-00	TIE ROD, M6	2
6	58-60302-05	GROMMET	1
7	76-60847-00	BATTERY BOX, TOP HALF	1
8	68-60647-00	BRACKET	1
9	68-60650-00	BRACKET, HOLDDOWN	1
10	73-60040-00	SPRING, 8 MM ID	2
11	22-60383-01	BATTERY TERMINAL, NEGATIVE	1
12	22-60383-00	BATTERY TERMINAL, POSITIVE	1
13	22-60350-00	CABLE, BATTERY, POS (RED), 9.2 M (30.2')	1
14	22-60350-01	CABLE, BATTERY, NEG (BLK), 8 M (26.2')	1

15 MOUNTING KITS - PARTS NOT SHOWN

Item	Part Number	Description	Qty
1	76-00527-23	MOUNTING KIT, NO STANDBY - INCLUDES:	1
	76-00537-24	MOUNTING KIT, 230-V STANDBY - INCLUDES:	
	76-00537-26	MOUNTING KIT, 440-V STANDBY - INCLUDES:	
2	22-00819-02	TERMINAL, BATTERY CABLE, # 2 AWG X 3/8 STUD	2
3	30-01108-01SV	FUEL PUMP, ELECTRIC, INCLUDES:	1
4	30-01108-23	BOWL, FUEL PUMP	1
5	30-01108-22	GASKET, FUEL BOWL	1
6	30-01108-20	FILTER, FUEL PUMP, 70-MICRON	1
7	22-02392-00SV	CONNECTOR, 2-WIRE (MATES WITH 22-01585-00SV)	1
8	22-01131-03	PLUG, POWER, 250-V, 50A, 3PH, 230-V ONLY	1
9	22-01131-01	PLUG, POWER, 480-V, 50A, 3PH, 460-V ONLY	1
10	22-60353-00	HARNESS, + MICRO - INCLUDES:	1
11	22-50078-63SV	CONNECTOR, 1-WIRE MP+ (MATES WITH 22-50078-64SV)	1
12	30-01052-03	CLAMP, U-BOLT 3/8-16 X 1.50 DIAMETER	1
13	34-01276-08	SCREW, HX WASHHD, 1/4 X 1.00 SELF-TAPPING	36
14	34-00373-61	CLAMP, TUBE, .88 DIAMETER CUSHION	28
15	34-00373-65	CLAMP, TUBE, 1.12 DIAMETER CUSHION, 230- AND 460-V ONLY	6
16	34-01184-56	NUT, LOCK, M6 NYLOCK	6
17	34-00361-15	NUT, SELF LOCK, 1/2 - 13	4
18	34-01235-04	BOLT, T-HEAD, 1/2-13 X 6.56" L	4
19	34-60002-06	WASHER, M6 BELLEVILLE	6
20	34-01266-20	SCREW, HXHD SEMS, M6 X 20 MM SLTD	2
21	34-00366-15	WASHER, PLAIN, 1/2" ID	4
22	34-60005-00	SCREW, THUMB, M4 X 8 MM (CAB COMMAND)	2
23	40-00343-07	CONNECTOR, MALE, 3/8" TUBE X 1/8 NPTE	1
24	40-00342-02	ELBOW, MALE, 3/8" TUBE X 1/8 NPTE	1
25	40-00409-02	SLEEVE, COMPRESSION, BRASS, 3/8" OD TUBE	1
26	40-01167-00	FITTING, BARBED, DEFROST DRAIN, 5/8" ID HOSE	2
27	40-01168-02	NUT, 3/8" OD, COMPRESSION	1
28	40-01169-01	FERRULE, 3/8" O.D. TUBE	1
29	40-00409-01	SLEEVE, COMPRESSION, BRASS, 1/4" OD TUBE	1
30	40-01168-01	NUT, 1/4 OD, COMPRESSION	1
31	40-01169-00	FERRULE, 1/4" O.D. TUBE	1
32	58-00507-00	TUBE, BLACK, 1/4 OD (SOLD IN 50 FT ROLLS)	A / R
33	30-60018-00	EXHAUST PIPE, SUPRA	1
34	58-01286-02	HOSE WATER DRAIN, 5/8" ID (SOLD IN 20 FT ROLLS)	A / R
35	58-00508-99	TUBE, BLACK, 3/8" OD (SOLD IN 50 FT ROLLS)	A / R
36	68-60059-02	BRACKET, CAB COMMAND	1
37	76-00547-00	TUBE, PICKUP, FUEL TANK	1

PART NUMBER INDEX

PART NO.	PAGE NO.	PART NO.	PAGE NO.	PART NO.	PAGE NO
04-00049-20	31	14-00220-03	2, 23	22-02336-02	2, 59
04-60008-04	35	14-00220-05	2, 23	22-02336-03	69
04-60008-19	35	14-00272-00	2, 23	22-02336-03	2
04-60008-24	33	14-00326-03	1, 23	22-02336-04	2, 59
04-60008-42	31	14-00352-00	2, 29	22-02336-05	2
04-60011-42	31	14-01042-14	2, 29	22-02336-06	2, 59
08-60040-00	2, 21	14-60007-00	2, 19	22-02336-50	2, 59
08-60047-05-SP	2, 27, 29	14-60009-05	2, 19	22-02338-02	2, 69
08-60058-08	2, 19	14-60026-00	2, 23	22-02392-00SV	19, 31, 43, 49, 51, 75
10-00286-02	45	14-60026-01	2, 23	22-02448-00	49
10-00286-04	51, 57, 59, 71, 73	14-60039-00	2, 19	22-02579-00	1, 31
10-00302-00	45, 51, 71, 73	17-10812-00	25	22-02579-01	2, 29
10-00375-01SV	59	17-31062-00	2, 25	22-02643-00	3, 63
10-00385-02	59	17-40013-00	29	22-02825-00	3, 67, 69
10-00433-05	61	17-40324-00	31	22-02832-00	51
10-00433-07	61	17-44138-00	2, 29	22-02858-00	3, 49, 57
10-01129-15SV	3, 57	17-44141-00	2, 23, 25	22-04036-00	31
10-01129-16SV	3, 57	18-00091-106	1, 31	22-50078 -01SV	41
10-60018-00SV	1, 17, 39	22-00398-00	27	22-50078-01SV	17, 45, 49, 51, 55
10-60044-14	61	22-00819-02	75	22-50078-02SV	17, 27, 29, 31, 39, 49, 51
10-60044-40	61	22-01049-00	27	22-50078-05SV	49, 71
12-00256-25	3, 19, 51	22-01100-00	19	22-50078-08SV	17, 69, 71
12-00283-00SV	3, 31	22-01131-01	63, 75	22-50078-24SV	69
12-00284-00	3, 31	22-01131-03	63, 75	22-50078-28SV	49
12-00309-04	3, 31	22-01132-01	63	22-50078-29SV	69
12-00325-02	3, 53, 57	22-01132-03	63	22-50078-30SV	49
12-00419-06	3, 73	22-01292-02	73	22-50078-44SK	51
12-00460-03	59	22-01443-00F150	73	22-50078-44SV	71
12-00476-01	67	22-01443-00F150	73	22-50078-45SV	71
12-00592-00	3, 41	22-01528-00	37, 53	22-50078-63SV	49, 51, 71, 75
12-01039-08	3, 23	22-01585-00SV	31, 43, 49	22-50078-64SV	43, 49, 51
12-01072-01	51, 55	22-01605-00SV	49	22-50078-72	69
12-01104-05	3, 51	22-01605-01SV	49	22-50078-73	69
12-01145-03	3, 27	22-01605-05	69	22-50098-06SV	49
12-60004-00	3, 49	22-01622-01	69	22-50098-60	31
12-60041-00	17, 39	22-01637-00	3, 51, 53		
14-00205-00	2, 25	22-01660-03	67, 69		
		22-01660-05	67		
		22-01860-00	69		
		22-02336-01	2, 59		

PART NUMBER INDEX

PART NO.	PAGE NO.	PART NO.	PAGE NO.	PART NO.	PAGE NO
22-60001-00	3, 17, 51, 55	30-00397-00	27	34-00373-03	23, 29, 43, 53
22-60002-02	3, 19	30-00430-21	46	34-00373-05	19
22-60009-00	51	30-01052-03	75	34-00373-07	17
22-60010-00	3, 55	30-01079-01	1, 45	34-00373-09	23
22-60030-00	3, 51, 53	30-01090-05	1, 43	34-00373-61	67, 75
22-60116-05	3, 51, 55	30-01096-00	67	34-00373-65	19, 75
22-60193-00	71	30-01098-09	45	34-00658-10	17
22-60254-04	49	30-01098-14	43	34-00662-05	67
22-60254-06	49, 59	30-01098-27	45	34-00662-12	7
22-60254-07	61	30-01098-30	45	34-00662-20	17
22-60254-08	59	30-01098-37	45	34-00667-05	67
22-60254-09	49, 59	30-01098-40	43, 45	34-00795-09	17
22-60255-00	3, 51, 55	30-01108-01SV	43, 75	34-00825-02	31
22-60275-21	49	30-01108-20	1, 43, 75	34-00873-25	31, 37
22-60287-02	3, 43, 53	30-01108-22	43, 75	34-00873-40	31
22-60300-12	49	30-01108-23	43, 75	34-00873-60	31
22-60300-13	59	30-60018-00	75	34-00873-80	31
22-60340-04	2, 57	30-60018-00SV	47	34-00873-90	31
22-60350-00	53, 74	30-60030-00	39	34-00876-20	7, 31, 37, 46, 47
22-60350-01	53, 74	30-60046-01	46	34-00876-25	47, 53
22-60353-00	3, 75	30-60049-00	1, 46	34-00876-30	7, 43
22-60355-03	51	30-60049-20P12	1, 46	34-00876-35	7
22-60383-00	74	30-60049-21	46	34-00876-40	33
22-60383-01	74	30-60049-22	46	34-00876-45	33, 39
22-60460-00	3, 51, 71	30-60050-04	1, 33, 35	34-00890-11	31
22-60599-00	2, 57	30-60050-20	35	34-00917-12	63
22-60664-01	3, 57	30-60050-21	35	34-00944-08	33
22-60664-02	3, 57	30-60051-01	1, 47	34-00944-10	31, 37
22-60664-03	3, 57	30-60055-05	41	34-00945-08	31
22-60664-10	3, 57	30-60081-00	41	34-00945-10	31, 39
22-60669-00	3, 51, 73	34-00302-14	29	34-00946-08	47
22-60669-01	73	34-00305-12	33	34-00946-56	53
22-60836-00	59	34-00308-20	25	34-00946-58	53
25-33020-00	47	34-00361-15	7, 75	34-00946-60	33
25-33023-00	1, 37	34-00366-09	63	34-00961-25	37, 39
26-60002-05	1, 37	34-00366-12	53	34-00967-25	27
29-70158-00	1, 37	34-00366-15	7, 75	34-00967-35	43
30-00323-00	1, 41	34-00368-13	33		
		34-00372-122	53		

PART NUMBER INDEX

PART NO.	PAGE NO.	PART NO.	PAGE NO.	PART NO.	PAGE NO
34-00967-60	25	34-06051-01	63	34-60201-03	53
34-00996-08	63	34-06051-04	63	34-60236-16	60
34-01087-01	67	34-06051-107	43, 46	38-00537-00	31
34-01146-08	17	34-06051-130	19	38-60010-00	17
34-01151-05	11	34-06051-134	23	40-00073-09	25
34-01151-10	17	34-06051-200	17, 19	40-00086-04	25, 29
34-01152-16	17, 39, 74	34-06121-00	5	40-00090-13	29
34-01152-20	7, 17, 19, 29, 53, 55	34-06121-04	5	40-00102-03	25
34-01152-25	17, 19	34-06121-05	5	40-00102-04	29
34-01152-35	17, 33, 53	34-06121-06	23, 29	40-00123-01	41
34-01152-40	53	34-06121-06	5	40-00342-02	75
34-01152-50	53	34-06121-07	5	40-00343-07	75
34-01153-20	53	34-06126-08	67	40-00409-01	75
34-01153-35	53	34-60001-20	17	40-00409-02	75
34-01184-05	15, 45, 53, 60	34-60002-05	15, 43	40-01167-00	75
34-01184-06	17, 19, 25, 53, 55	34-60002-06	27, 39, 75	40-01168-01	75
34-01184-10	17	34-60002-08	31, 39, 43, 46, 47, 53	40-01168-02	75
34-01184-54	61	34-60002-54	61	40-01169-00	75
34-01184-55	61	34-60002-55	61	40-01169-01	75
34-01184-56	33, 43, 75	34-60005-00	53, 57, 75	40-01170-02	43
34-01184-58	7, 9, 23, 25, 33, 37, 39, 47, 53	34-60022-00	31	40-01171-00	31
34-01184-60	31	34-60022-06	31	40-01174-02	43
34-01197-10	19, 55	34-60044-00	9	40-60000-00	41
34-01235-04	7, 75	34-60044-01	9,15	40-60008-01	19, 23, 25
34-01249-00	17, 33	34-60057-05	71	40-60008-01	5
34-01249-21	7, 33, 39	34-60068-20	13, 60	40-60008-02	23, 29
34-01249-27	33, 37	34-60089-05	57, 59	40-60008-02	5
34-01256-90	33	34-60089-06	57, 74	40-60008-03	5
34-01261-10110	17	34-60090-08	47	40-60008-04	5
34-01261-10120	17	34-60092-16	15	40-60008-07	5
34-01266-20	9, 23, 27, 29, 41, 43, 46, 75	34-60095-24	19, 55	40-60009-01	19, 23, 25
34-01274-00	7	34-60095-25	17, 19	40-60064-00	43
34-01276-08	75	34-60095-27	7, 17, 25, 53, 55, 74	40-60073-00	43
34-06038-00	25	34-60095-46	17, 19, 53	42-00032-09	19
		34-60096-09	53	42-00183-00	7, 27
		34-60104-00	74	42-00243-00	5
		34-60105-16	71	42-00243-03	5
				42-00243-04	5

PART NUMBER INDEX

PART NO.	PAGE NO.	PART NO.	PAGE NO.	PART NO.	PAGE NO
42-00243-09	5	48-60068-00	17	58-00079-02	17, 46, 53, 55
42-00243-10	1, 5, 19, 23	48-60069-00	17	58-00507-00	75
42-00243-17	59	48-60072-00	31	58-00508-99	75
42-01157-00	63	48-60205-00	23	58-00511-08	63
42-01162-00	63	48-60283-00	23	58-00511-115	67
42-01216-02	17	48-60333-00	57	58-00529-00	17
42-60025-00	41	50-00178-58	1, 33	58-00658-00	27
42-60037-00	57	50-00179-20	33	58-00659-00	43
42-60042-00	27	50-01166-00	1, 33	58-00660-00	57, 63
42-60082-00	57	50-50050-03	37	58-00660-00	57, 63
44-00045-03	27	50-50051-01	37	58-00743-00	27
44-00045-04	46	50-50051-04	37	58-00793-00	19
44-00285-21	29	50-50051-04	37	58-00836-10	7
44-00285-68	23, 25	50-50051-22	37	58-00836-13	71
44-00285-70	29	50-60069-01	31	58-00836-18	57
44-00293-08	27, 43	50-60071-00	33	58-00858-00	27, 41
44-00356-00	15, 60	50-60094-00	33	58-00869-00	1, 25
44-01049-01	39	54-50090-00	31	58-01149-00	19
44-01134-14	29	54-50091-00	31	58-01286-02	75
44-01139-01	7, 53	54-60006-13	1, 17	58-01296-00	17
44-01139-02	7, 53, 59	54-60006-30	17	58-01333-08	43
44-01142-00	19	54-60006-31	17	58-01360-00	46
44-01143-03	43, 53	54-60027-05	1, 31	58-04184-00	43
44-01159-00	67	54-60027-06	1, 31	58-60039-15	27
44-01162-01	21	56-03665-00	19	58-60059-00	57
44-60006-01	23	56-03709-00	25	58-60093-04	46
44-60024-01	61	56-03710-00	25	58-60094-02	27
44-60027-15	25	56-03786-00	29	58-60165-01	17
44-60041-49	41	56-03877-00	23	58-60189-00	27
44-60044-09	59	56-03878-00	19	58-60201-00	17, 39
44-60061-00	53	56-03879-00	21	58-60209-00	41
44-60101-00	15	56-03880-00	19	58-60223-00	17
44-60111-01	9	56-03881-00	23	58-60298-03	57, 59
44-60113-00	13	56-06486-24	21	58-60302-05	74
48-60001-00	31	56-60377-00	29	58-60306-05	60
48-60010-01	33	56-60383-01	29	58-60306-06	9, 60
48-60011-00	31, 39	58-00065-25	53	58-60306-12	57
48-60063-01	41	58-00065-51	53	58-60553-02	13
		58-00065-66	17	58-60559-00	11
		58-00079-00	55		

PART NUMBER INDEX

PART NO.	PAGE NO.	PART NO.	PAGE NO.	PART NO.	PAGE NO.
58-60560-01	15	68-01020-03	21	73-60010-00	2, 29
58-60590-00	11	68-07142-01	19	73-60024-00	2, 25
58-60603-00	11	68-07174-02	63	73-60040-00	74
58-60681-00	9, 15	68-07486-00	7	76-00343-00	4
62-01251-00	65	68-07510-00	27, 53	76-00343-01	4
62-02140-00	65	68-07663-00	7	76-00382-00	27
62-02142-01	15	68-07663-01	7	76-00527-23	75
62-02144-03	65	68-10745-01	19	76-00537-23	4
62-02255-00	63	68-11266-00	17	76-00537-24	4, 75
62-02255-02	63	68-60014-00	23	76-00537-26	4, 75
62-02509-00	65	68-60041-01	33	76-00547-00	43, 75
62-03797-11	65	68-60059-02	53, 57, 75	76-00550-00	4, 67
62-03897-00	65	68-60212-00	9	76-50073-00	4
62-03905-00	11	68-60213-00	23	76-60798-05	3, 4, 71
62-03914-00	63	68-60214-00	25	76-60798-10	3, 4, 71
62-03952-02	65	68-60216-00	27	76-60798-15	3, 4, 71
62-04019-00	67	68-60253-00	33	76-60798-20	71
62-04074-00	27	68-60274-00	53	76-60801-01	4
62-60008-04	11	68-60280-00	71	76-60802-02	4, 41
62-60192-00	15	68-60296-00	19	76-60802-03	4, 41
62-60258-05	71	68-60310-01	17	76-60808-01	4
62-60390-01	11	68-60311-00	17	76-60809-00	4, 74
62-60472-01	57	68-60324-00	39	76-60813-00	4
62-60929-07	57	68-60399-00	33	76-60847-00	74
62-60949-00	65	68-60401-01	27, 29	76-60876-00	4, 71
62-60951-02	57	68-60531-00	27	76-60876-01	4, 71
62-61328-00	65	68-60584-00	41	76-61045-00	4, 73
62-61454-00	13	68-60647-00	74	76-61184-02	9
65-01033-01	4	68-60650-00	74	76-61184-03	9
65-01033-02	4	68-61767-00	60	76-61185-02	4
65-60035-01	25	68-61768-00	61	77-60856-02	9
65-60055-03	23	68-61784-00	57	79-02372-00	57, 60
66U1-3803	73	68-61890-00	19	79-60263-02	7
66U1-9752	57	68-61980-00	11	79-60478-06	9, 13
67-60016-02	19	68-61980-01	11	79-60478-07	9, 13
67-60023-00	19	73-00096-02	31	79-60484-02	9, 11
67-60297-01	9	73-00154-01	31	79-60484-03	9, 11
67-60303-00	7	73-00154-03	31	79-60487-02	4, 15
67-60487-00	13	73-00331-00	17	79-60487-03	4, 15
67-60488-00	9	73-60005-00	17, 39		

PART NUMBER INDEX

PART NO.	PAGE NO.	PART NO.	PAGE NO.	PART NO.	PAGE NO
79-60519-02	41	82-60187-00	23	■ 86-61073-00	9
79-60522-00	41	86-02882-00	63	86-61227-00	27
79-60541-00	23	86-02994-00	19	■ 86-61228-01	9 43, 46
79-60547-06	4	86-03047-00	19, 21	91-00276-03	67
79-60559-02	13	86-03074-00	19	91-01096-03	57, 63
79-60599-02	9	86-60166-00	31	91-01096-05	57, 63
81-02549-01	23	86-60177-00	37	91-01146-61RP	57
81-02551-00	23, 29	86-60178-00	37	91-01161-60	53, 57, 59
81-02562-00	23, 25	86-60180-00	33	91-01161-62	53, 57, 59
81-02563-00	29	86-60181-00	39	91-01161-63	53, 57, 59
81-02619-01	29	86-60245-00	29	91-60110-07	3, 71
81-02620-00	19, 21	86-60315-00	23	91-60112-08	3, 71
82-60002-00	23, 29	86-60337-01	31	91-60207-00	59, 61
82-60068-00	19	86-60384-02	7	91-60207-07	59, 61
82-60116-00	23	86-60599-03	7		

North America
Carrier Transicold
700 Olympic Drive
Athens, GA 30601 USA
Tel: 1-706-357-7223
Fax: 1-706-355-5435

**Central America
and Mexico**
Ejercito Nacional No. 418
Piso 9, Torre Yumal
Col. Chapultepec Morales
11570 Mexico, D.F.
Tel: (5255) 9126.0300
Fax: (5255) 9126.0373



Carrier

A United Technologies Company

Carrier Transicold Division,
Carrier Corporation
Truck/Trailer Products Group
P.O. Box 4805
Syracuse, N.Y. 13221 U.S.A

www.carrier.transicold.com



A member of the United Technologies Corporation family. Stock symbol UTX
©2007 Carrier Corporation • Printed in U. S. A. 0507