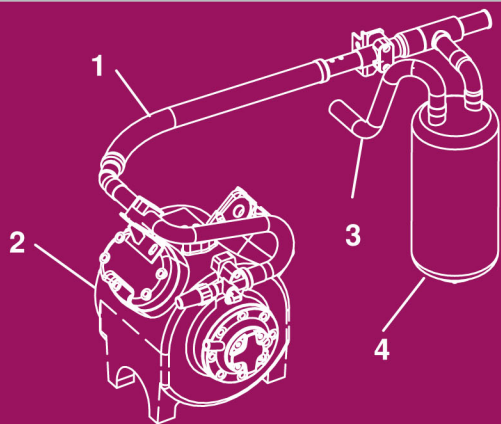




Truck Refrigeration



SERVICE PARTS LIST  
for  
**SUPRA 850**  
Truck Refrigeration Units



**TRANSICOLD**

---

**SERVICE PARTS LIST**

**for**

**SUPRA 850**

**TRUCK REFRIGERATION UNITS**

# TABLE OF CONTENTS

PARAGRAPH NUMBER	Page
INTRODUCTION .....	iii
MODEL CHART .....	iii
ORDERING INSTRUCTIONS .....	iii
GENERAL NOTES .....	iii
PART NUMBER INDEX .....	Index-1
1 QUICK LIST .....	1
1.1 BELTS .....	1
1.2 ENGINE, COMPRESSOR, ALTERNATOR, STANDBY MOTOR .....	1
1.3 FILTERS .....	1
1.4 FUSES .....	1
1.5 REFRIGERATION/SOLENOID VALVES AND COILS .....	2
1.6 HARNESSSES AND CAB COMMAND .....	2
1.7 SENSORS AND SWITCHES .....	3
1.8 O-RING FACE SEAL FITTINGS AND O-RINGS .....	3
2 FIELD INSTALLED OPTIONS .....	3
3 FRAME .....	4
4 SKINS .....	6
4.1 SKINS - FRONT SKIN ASSEMBLY .....	8
4.2 SKINS - DOOR ASSEMBLY, CURBSIDE .....	10
4.3 SKINS - GRILLE ASSEMBLY .....	12
5 EVAPORATOR .....	14
5.1 EVAPORATOR - COIL, FANS AND HOUSING .....	14
5.2 EVAPORATOR - SENSORS, TUBING AND WIRING .....	16
6 HOT WATER AND ELECTRIC HEAT OPTIONS .....	18
7 REFRIGERATION .....	20
8 ACCUMULATOR .....	22
9 CONDENSER .....	24
10 POWER TRAY .....	26
10.1 POWER TRAY - MOTOR AND MOUNTING .....	26
10.2 POWER TRAY - SPEED CONTROL .....	28
11 ALTERNATOR .....	30
12 OIL SYSTEM .....	32
12.1 STANDARD OIL SYSTEM .....	32
12.2 OIL BYPASS FILTER KIT .....	34
13 FUEL PUMP AND FILTER .....	36
13.1 FUEL FILTER WITH AND WITHOUT HEATER .....	36
13.2 FUEL FILTER WITHOUT HEATER .....	38
13.3 FUEL FILTER WITH HEATER .....	40
14 AIR CLEANER .....	42
15 EXHAUST SYSTEM .....	43
16 COOLANT KIT .....	44

<b>PARAGRAPH NUMBER</b>	<b>Page</b>
17 ELECTRICAL .....	46
17.1 ELECTRICAL .....	46
17.2 ELECTRICAL - ENGINE HARNESS .....	48
17.3 ELECTRICAL - MISC. HARNESES .....	50
17.4 ELECTRICAL - CONTROL BOX .....	52
17.5 ELECTRICAL - CONTROL BOX (CONTINUED) .....	54
17.6 ELECTRICAL - CONTROL BOX - BOX ASSEMBLY .....	56
17.7 ELECTRICAL - ELECTRIC & WATER HEAT OPTION & STANDBY PANEL ASSEMBLIES .	58
17.8 ELECTRICAL - RECEPTACLE BOX .....	60
18 DECALS .....	62
19 OPTIONS .....	64
19.1 OPTIONS - DATALINK .....	64
19.2 OPTIONS - DATALINK HARNESS .....	66
19.3 OPTIONS - REMOTE CONTROLLER .....	68
19.4 OPTIONS - DOOR SWITCH .....	70
19.5 OPTIONS - BATTERY BOX AND CABLES .....	72



## INTRODUCTION

This parts list identifies service replacement parts for the Carrier Transicold Supra 550 Truck Refrigeration Units. This model is designed for medium temperature cooling, heating and defrost for truck applications.

## MODEL CHART

Unit			Engine		Compressor
Model No.	Description	Refrigerant	Model No.	Engine P/N	Model & Part No.
TDS-13EE4-3M-0	With Standby	R-404A	CT3-44TV-EB	26-60000-05	05K4
TDB-13EE0-3M-0	Without Standby	R-404A			18-00063-05RM

MANUAL/ FORM NO.	PART NUMBER COVERED	EQUIPMENT COVERED	TYPE OF MANUAL/FORM
62-03717	26-60000-05	CT3-44TV Engine	Engine Parts List
62-02460	18-00063-05RM	05K Compressor	Compressor Parts List

## ORDERING INSTRUCTIONS

All orders and inquiries for parts must include:

- Unit Serial Number
- Part Number
- Description of Part
- Quantity Required

Address all correspondence for parts to the following address:

CARRIER TRANSICOLD DIVISION  
Replacement Components Group  
TR-20, P.O. Box 4805  
Syracuse, New York 13221  
or  
Fax to: (315) 432-3778

## GENERAL NOTES

To find replacement parts, consult table of contents, and turn to the appropriate page for the illustrated breakdown of replacement parts. The following letter designations are used to classify parts throughout this list:

The following letter designations are used to classify parts throughout this list:

A/R *As Required.*

P-- *Suffix P-- added to the part number means the part is available in a packaged quantity only.*  
Example: P/N34-00373-01P10 is a package of 10 P/N34-00373-01. Use the part number and the P-- suffix when ordering.

PL *Purchase locally.*

SST *Stainless Steel - 300 Series unless otherwise specified.*

SV *Suffix SV - added to the part number designates service part replacement part.*

<b>1 QUICK LIST</b>	
<b>1.1 BELTS</b>	
<b>PART NO.</b>	<b>DESCRIPTION</b>
50-00179-54	V-BELT, A SECTION, MOTOR/COMPRESSOR, MATCHED SET
50-00179-56	V-BELT, A SECTION, ENGINE/COMPRESSOR, MATCHED SET
50-60198-14	V-BELT, A SECTION, ALTERNATOR
50-60197-04	V-BELT, WATER PUMP
<b>1.2 ENGINE, COMPRESSOR, ALTERNATOR, STANDBY MOTOR</b>	
<b>PART NO.</b>	<b>DESCRIPTION</b>
26-60000-05	ENGINE ASSY, CT3-44TV-EB (CARB)
25-35465-00	STARTER ASSY
25-36482-01	GLOW PLUG, 10 MM
30-01084-01	MUFFLER, EXHAUST, STANDARD
30-60022-01	MUFFLER, EXHAUST, LOW NOISE
10-60018-00SV	SOLENOID, SPEED/STOP, 12 VDC
18-00063-05RM	COMPRESSOR, O5K4
22-02804-00	COIL, COMPRESSOR UNLOADER
30-60050-04	ALTERNATOR, 14V 70A
54-00139-00	MOTOR SHELL, NON STANDBY UNITS
54-60030-02	MOTOR, STANDBY
<b>1.3 FILTERS</b>	
<b>PART NO.</b>	<b>DESCRIPTION</b>
30-60075-00	AIR CLEANER ASSY - INCLUDES:
30-60049-20P12	AIR FILTER ELEMENT (CASE OF 12)
941172	FILTER, OIL, MAIN
30-00304-00	FILTER, OIL, BYPASS
14-00326-03	FILTER DRIER, 3/8 ORS - INCLUDES:
42-00243-10	O-RING, 0.31 ID X 0.44 OD (QTY: 2)
30-01090-05	FILTER, FUEL
30-01079-01	FILTER ELEMENT, FUEL, BOWL TYPE
30-01108-20	FILTER, ELECTRIC FUEL PUMP
<b>1.4 FUSES</b>	
<b>PART NO.</b>	<b>DESCRIPTION</b>
22-02336-01	FUSE, 20A, F8, F9, F10
22-02336-02	FUSE, 5A, F2, F4, F6, F11
22-02336-03	FUSE, 3A
22-02338-02	FUSE HOLDER (FOR ABOVE 3A FUSE)
22-02336-04	FUSE, 10A, F5
22-02336-06	FUSE, 15A, F3, F7
22-02336-27	FUSE - 25 A
22-60195-00	FUSE HOLDER (FOR ABOVE 25A FUSE)
22-02336-50	FUSE REMOVAL TOOL
22-60340-04	FUSE, 80A
22-60599-00	FUSE HOLDER (FOR ABOVE 80A FUSE)
22-60102-08	FUSE, 5X20 4A (EWHS UNITS ONLY)
22-60102-07	FUSE, 5X20 6.3A (EWHS UNITS ONLY)

<b>1.5 REFRIGERATION/SOLENOID VALVES AND COILS</b>	
<b>PART NO.</b>	<b>DESCRIPTION</b>
14-60039-04	VALVE,EXPANSION (TXV) 13/16 ORS X 3/8 FLARE
14-60009-05	ORIFICE, TXV, # 5, BRAZED-ON
14-60007-00	ADAPTER, TXV, ORS X 3/8" TUBE
14-00205-00	VALVE, COMPRESSOR PRESSURE REGULATING (CPR)
14-01042-06	VALVE, SERVICE, SUCTION, 1-1/8 OD TUBE
14-01042-08	VALVE, SERVICE, DISCHARGE, 7/8"OD TUBE
14-00337-02	VALVE, 3-WAY, W/ COIL, 5/8 ID SIZE - INCLUDES:
14-01110-01	COIL, 3-WAY VALVE - INCLUDES:
22-50078-02SV	CONNECTOR, 2 WIRE, FEMALE (MATES W/ 22-50078-01SV)
14-00269-01	VALVE, HOT GAS, LESS COIL, 1/4 O.D. TUBE
22-60405-00	COIL, HOT GAS VALVE, 12VDC
22-02804-00	COIL, COMPRESSOR UNLOADER
14-60036-00	VALVE, WATER HEAT ,1/2 O.D.
22-60137-00	COIL,WATER HEAT VALVE, 12 VDC
<b>1.6 HARNESSES AND CAB COMMAND</b>	
<b>PART NO.</b>	<b>DESCRIPTION</b>
22-02828-00	HARNESS, ENGINE, MICRO
22-60001-00	HARNESS, EVAP FAN
22-60030-00	HARNESS, INFO-START
22-60287-02	HARNESS, FUEL PUMP
22-60116-05	HARNESS, DEFROST KLIXON
22-60506-00	HARNESS, ELECTRIC AND WATER HEAT
22-02825-00	HARNESS, DATALINK
22-01940-00	HARNESS, RETURN AIR SENSOR
22-60353-00	HARNESS, + MICRO
22-60471-03	HARNESS, WATER HEAT
22-04036-00	HARNESS, SUCTION PRESSURE TRANSDUCER (SPT) PATCH CABLE
22-60358-00	HARNESS, ADAPTER
22-60009-00	HARNESS, SUPPLY AIR SENSOR SAS
22-60533-00	HARNESS, HOT GAS VALVE
22-60355-03	HARNESS, FUEL HEATER
22-02832-00	HARNESS, FUEL HEAT ADDING
22-60669-00	HARNESS, DOOR SWITCH RELAY
12-00325-02	CAB COMMAND, MICRO CONTROL
22-60664-03	CABLE ASSY, CAB COMMAND, 10M (33 FT)
22-60664-01	CABLE ASSY, CAB COMMAND, 18M (59 FT)
22-60664-02	CABLE ASSY, CAB COMMAND, 13M (43 FT)
22-60664-10	CABLE ASSY, CAB COMMAND, SERVICE (FROM CAB COMMAND TO MAIN CABLE)

**1.7 SENSORS AND SWITCHES**

<b>PART NO.</b>	<b>DESCRIPTION</b>
12-00283-00SV	TRANSDUCER, SUCTION PRESSURE (SPT) WITH PATCH CABLE
12-00309-04	SWITCH, PRESSURE 465/350 PSIG (HP1)
12-00299-13	SWITCH, HIGH PRESSURE, 355-380 OPEN/430-450 PSIG CLOSE
12-01145-03	THERMISTOR PROBE, ENGINE COOLANT TEMPERATURE (WTS)
12-01039-08	SWITCH, AIR, ADJUSTABLE
12-00592-00	SWITCH, OIL PRESSURE (OPS)
22-01940-00	SENSOR ASSY, RAS
22-60009-00	SENSOR ASSY, SAS

**1.8 O-RING FACE SEAL FITTINGS AND O-RINGS**

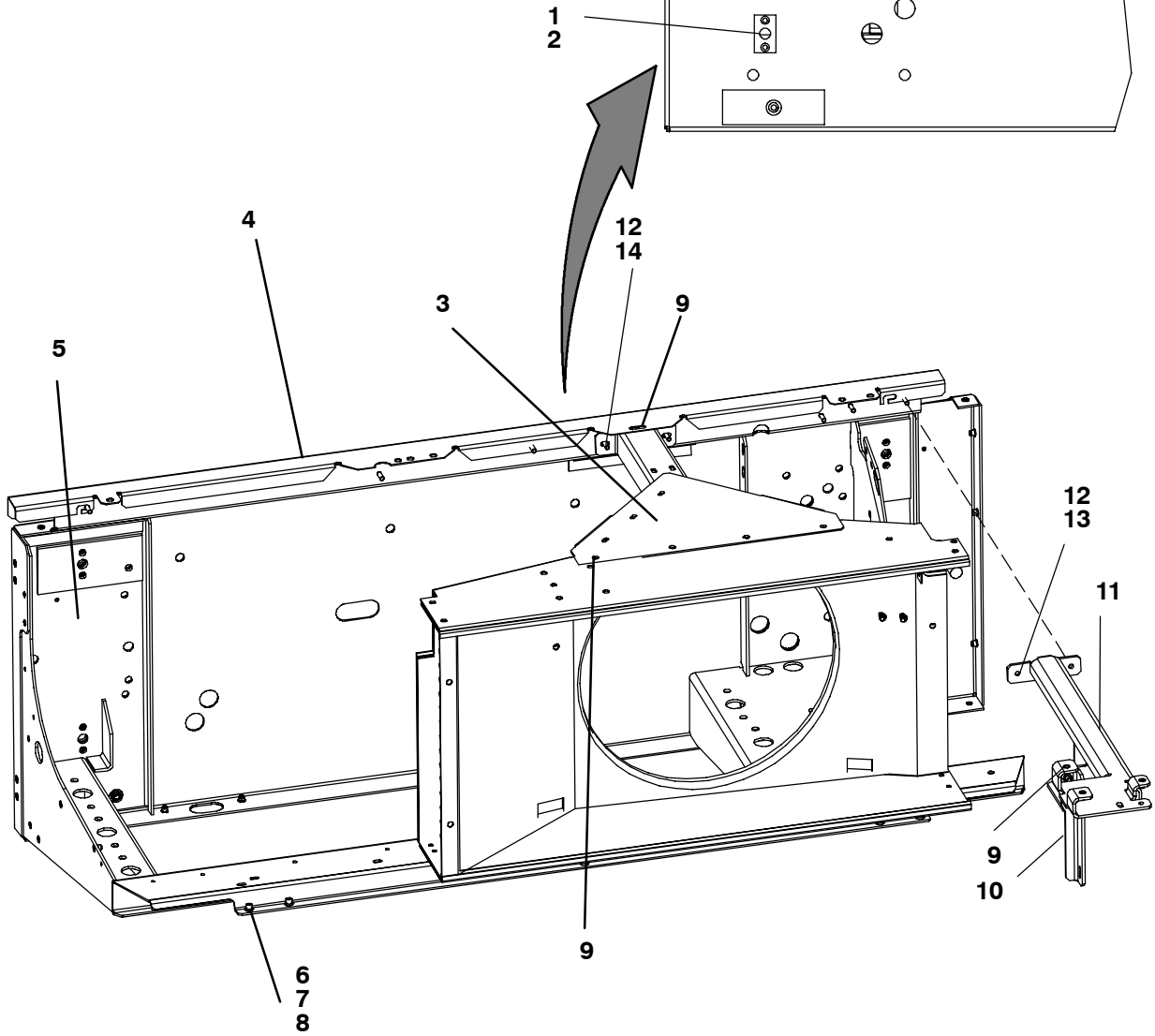
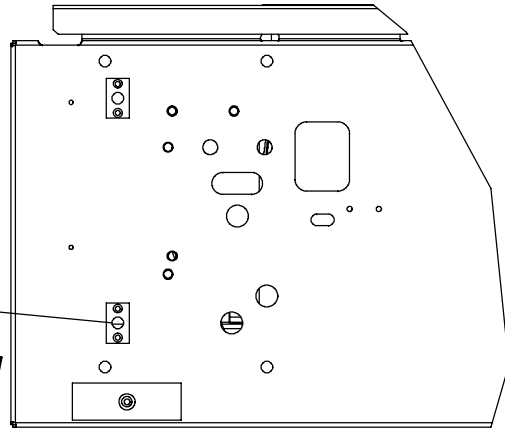
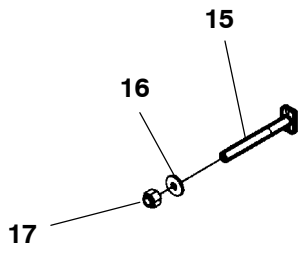
<b>TUBE SIZE - OD</b>	<b>SLEEVE P/N</b>	<b>NUT P/N</b>	<b>O-RING P/N</b>
1/4"	40-60008-01	34-06121-07	42-00243-10
3/8"	40-60008-02	34-06121-06	42-00243-09
1/2"	40-60008-03	34-06121-05	42-00243-04
5/8"	40-60008-04	34-06121-04	42-00243-03
7/8"	40-60008-07	34-06121-00	42-00243-00

**2 FIELD INSTALLED OPTIONS**

<b>Part Number</b>	<b>Description</b>
76-60800-01	OIL BYPASS SYSTEM
76-60801-01	SUPPLY AIR SENSOR
76-60802-04	OIL DRAIN EXTENSION, 1 METER LONG
76-60802-05	OIL DRAIN EXTENSION, 2 METERS LONG
76-60808-03	FUEL HEATER SYSTEM
76-61184-01	TOP GRILLE KIT
76-61184-04	TOP PANEL KIT
79-60547-06	BOTTOM PANEL KIT
76-61185-01	LOW NOISE KIT
76-60809-00	BATTERY BOX
76-00550-00	DATALINK
76-61045-00	DOOR SHUTDOWN SWITCH
76-60876-00	CONTROL PANEL, REMOTE, SURFACE MOUNT
76-60876-01	CONTROL PANEL, REMOTE, FLUSH MOUNT
76-50073-00	FUEL TANK PICK-UP TUBE KIT
65-01033-01	FUEL TANK, 30 GALLON, SIDE FILL
65-01033-02	FUEL TANK, 30 GAL, END FILL
76-00343-00	FUEL TANK MOUNTING KIT, SIDE MOUNT
76-00343-01	FUEL TANK MOUNTING KIT, TOP MOUNT
76-60764-14	MOUNTING KIT, UNIT, NO STANDBY
76-60764-09	MOUNTING KIT, UNIT, 230/3/60
76-60764-13	MOUNTING KIT, UNIT, 440/3/60

3 FRAME

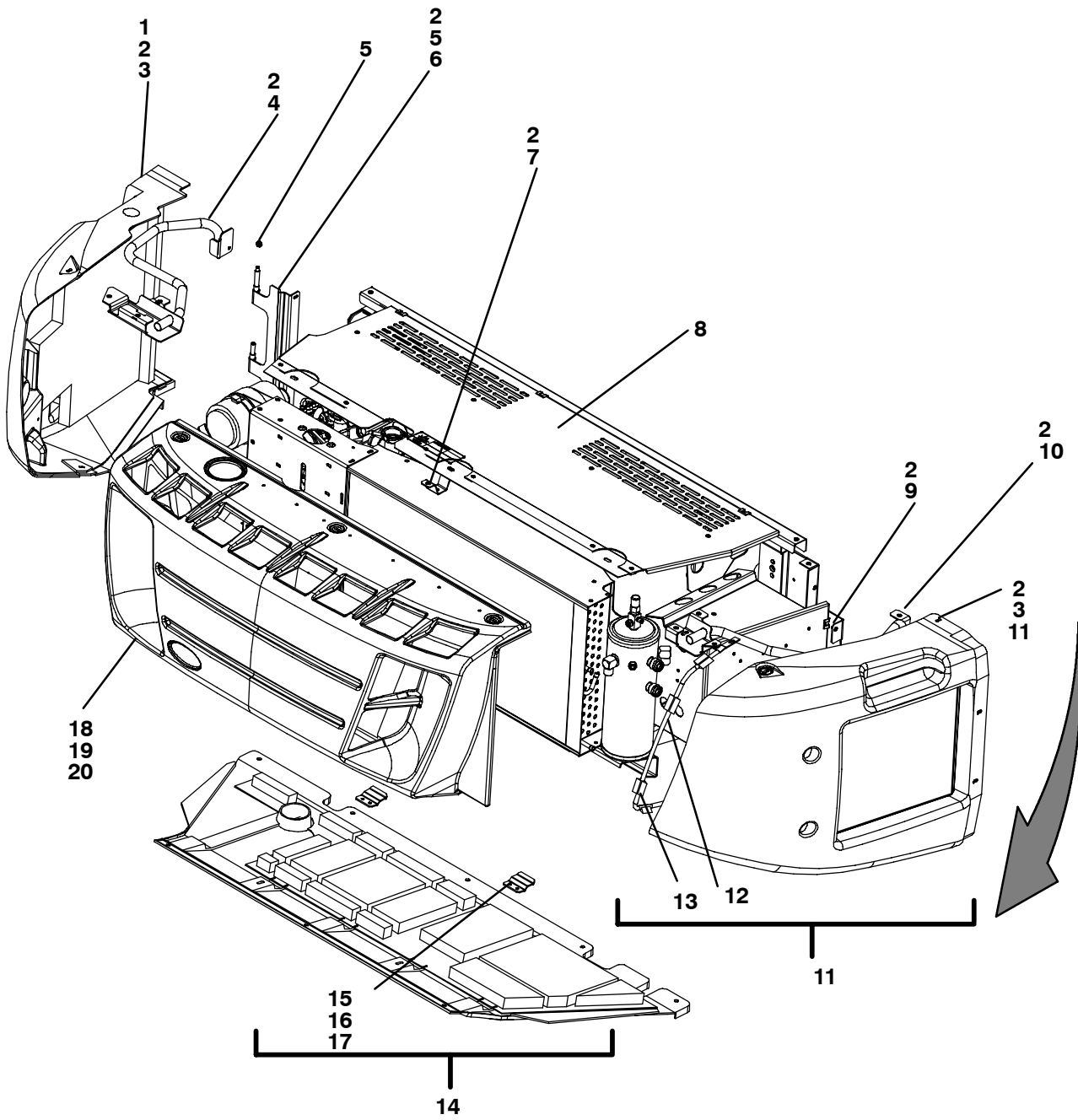
REAR VIEW OF FRAME



**3 FRAME**

<b>Item</b>	<b>Part Number</b>	<b>Description</b>	<b>Qty</b>
1	68-07486-00	PLATE, MOUNTING BOLTS	4
2	34-01274-00	RIVET, COUNTER SUNK, 1/4" DIA	8
3	86-60360-02	BRACKET, CENTER SUPPORT	1
4	67-60556-00	COVER, HARNESS	1
5	86-60727-02	FRAME ASSY	1
6	34-00967-35	SCREW, CAP HXHD M6 X 35MM	2
7	58-00836-10	SPACER, NYLON	2
8	34-00662-12	WASHER, PLAIN, 5/16"	2
9	34-01266-20	SCREW, HXHD SEMS M6 X 20MM SLTD	9
10	67-01012-00	BRACKET, SUPPORT	1
11	86-03100-00	BRACKET ASSY, ROADSIDE	1
12	34-01184-56	NUT, LOCK, M6	5
13	34-06051-105	RIVNUT, M6	14
14	34-60002-06	WASHER, M6 BELLEVILLE	5
15	34-01235-04	BOLT, T-HEAD, 1/2-13 X 6.56"L	4
16	34-00361-15	NUT, LOCK, 1/2-13	4
17	34-00366-15	WASHER, FLAT, 1/2"	4

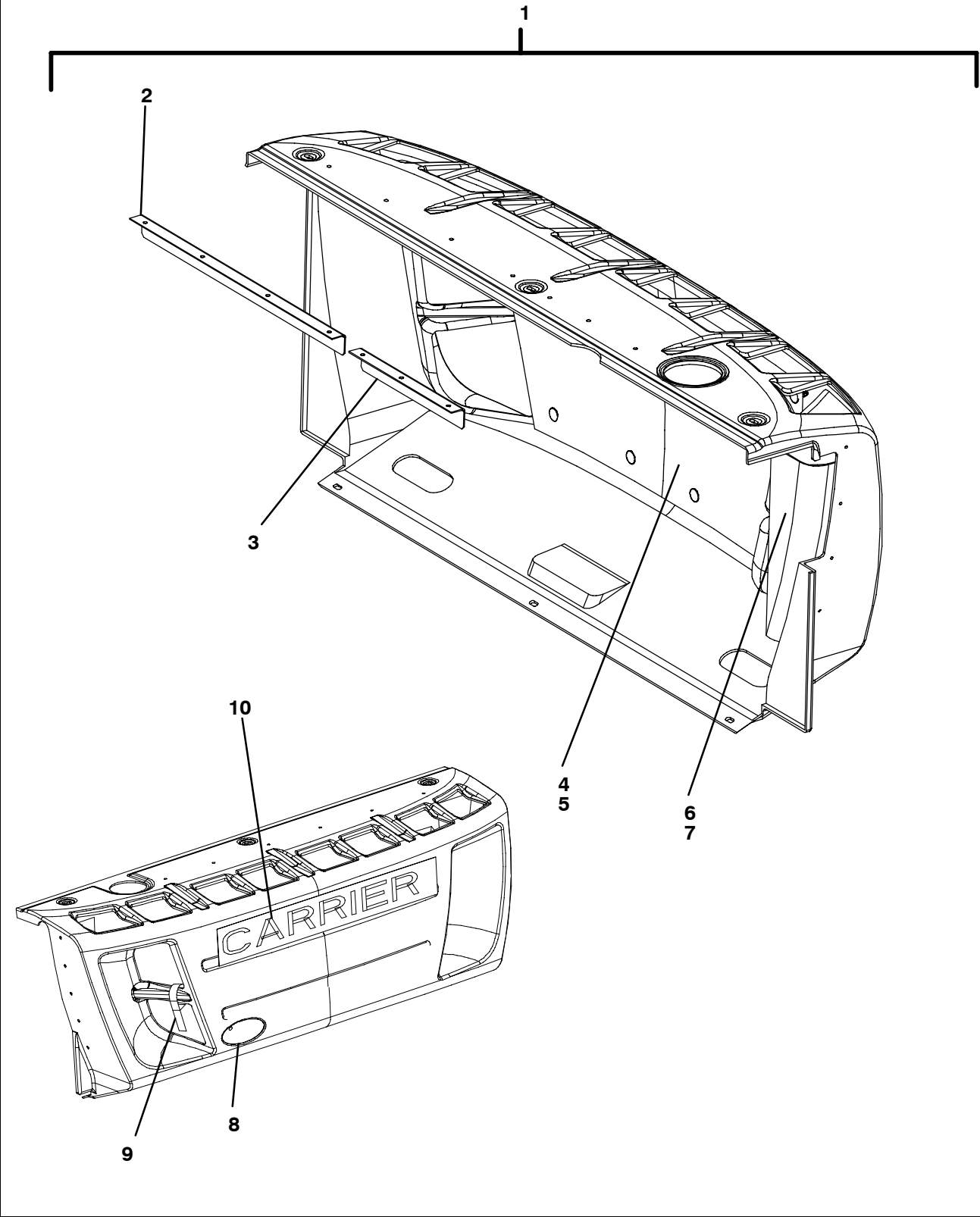
4 SKINS



<b>4 SKINS</b>			
<b>Item</b>	<b>Part Number</b>	<b>Description</b>	<b>Qty</b>
1	79-60477-07	DOOR ASSY, CURBSIDE, STANDARD, <b>SEE SECTION 4.2</b>	1
	79-60477-08	DOOR ASSY, CURBSIDE, LOW NOISE, <b>SEE SECTION 4.2</b>	
2	34-01266-20	SCREW, HXHD SEMS M6 X 20MM	9
3	58-60681-00	WASHER, NYLON, M6 ID X 30MM OD	8
4	86-61078-00	HANDLE ASSY, CURBSIDE	1
5	34-01184-58	NUT, LOCK, M8 NYLOCK	1
6	44-60112-00	HINGE, CURBSIDE DOOR, DOUBLE MALE	1
7	67-60297-01	BRACKET, FRONT GRILL CENTER	1
8	79-60545-00	GRILLE ASSY, TOP, STANDARD, <b>SEE SECTION 4.3</b>	1
	79-60545-01	GRILLE ASSY, TOP, LOW NOISE, <b>SEE SECTION 4.3</b>	
9	67-60528-00	BRACKET, ROAD SIDE PANEL	1
10	86-61165-00	HANDLE ASSY, ROADSIDE	1
11	79-60609-04	PANEL ASSY, ROADSIDE, INCLUDES:	1
12	56-61461-00	STIFFENER TUBE, RS PANEL	1
13	58-60700-00	CLIP, STIFFENER TUBE	4
14	79-60547-06	BOTTOM PANEL KIT, INCLUDES:	1
15	68-70358-00	BRACKET, PANEL MOUNTING	2
16	34-60044-01	SCREW, M6 X 35MM L	12
17	58-60306-06	WASHER, NYLON, M6 ID X 18MM OD	12
18	79-60483-02	SKIN ASSEMBLY, FRONT, STANDARD, <b>SEE SECTION 4.1</b>	1
	79-60483-03	SKIN ASSEMBLY, FRONT, LOW NOISE, <b>SEE SECTION 4.1</b>	
19	34-60044-00	SCREW, M6 X 20	14
20	58-60306-06	WASHER, NYLON, M6 ID X 18MM OD	6



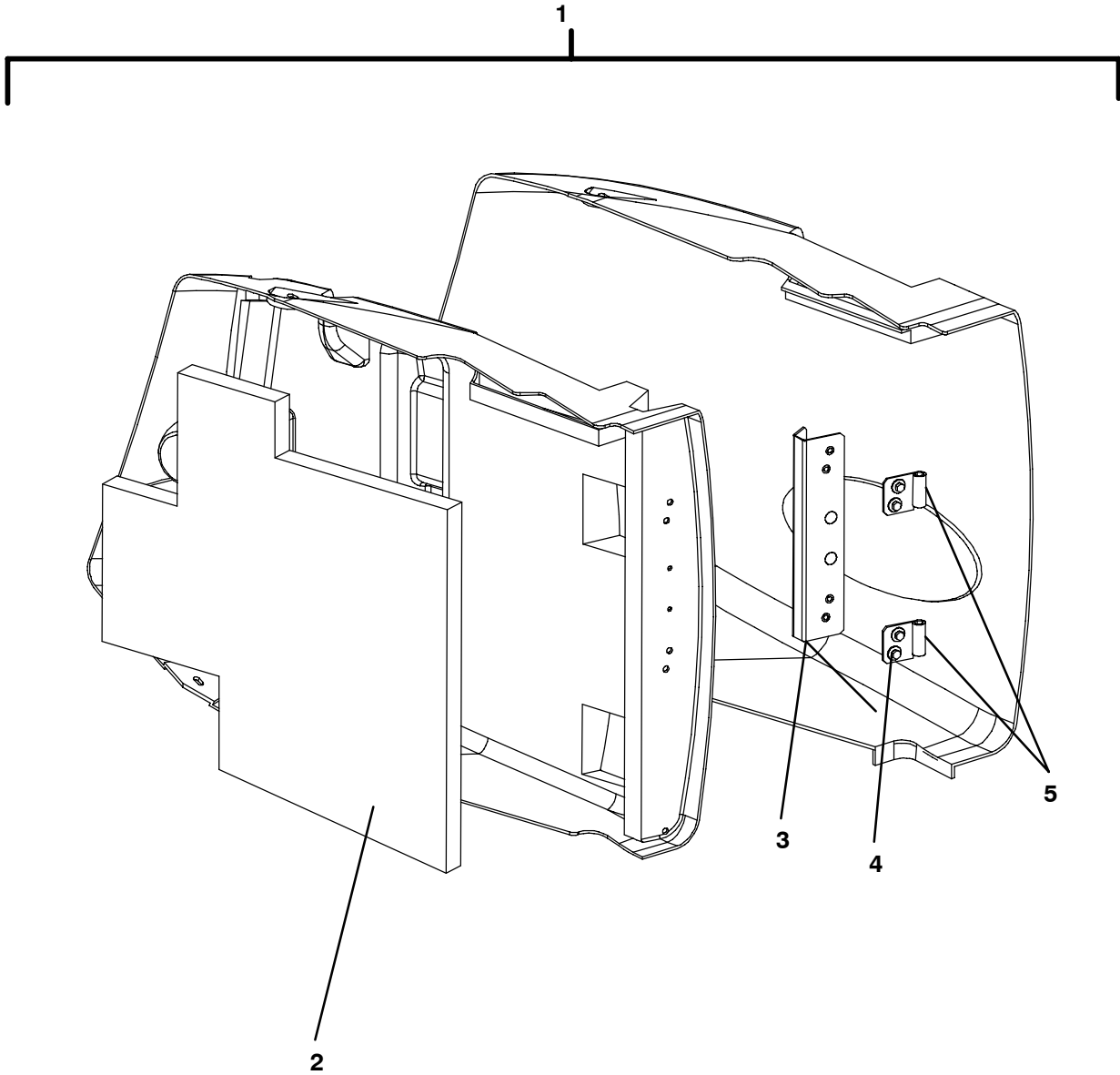
4.1 SKINS - FRONT SKIN ASSEMBLY



**4.1 SKINS - FRONT SKIN ASSEMBLY**

<b>Item</b>	<b>Part Number</b>	<b>Description</b>	<b>Qty</b>
1	79-60483-02	SKIN ASSY, FRONT, STANDARD, INCLUDES:	1
	79-60483-03	SKIN ASSY, FRONT, LOW NOISE, INCLUDES:	
2	68-61978-00	BRACKET, RS EDGE STIFFENER	1
3	68-61978-01	BRACKET, CS EDGE STIFFENER	1
4	58-60558-00	FOAM, <b>LOW NOISE ONLY</b>	1
5	58-60590-00	PIN, FOAM SUPPORT, <b>LOW NOISE ONLY</b>	11
6	58-60602-00	DEFLECTOR	1
7	34-01151-05	WASHER,FLAT, M5	4
8	62-60390-01	DECAL, CARRIER BLUE OVAL	1
9	62-03905-00	DECAL, AIR FLOW INDICATOR	1
10	62-60008-04	DECAL, CARRIER	1

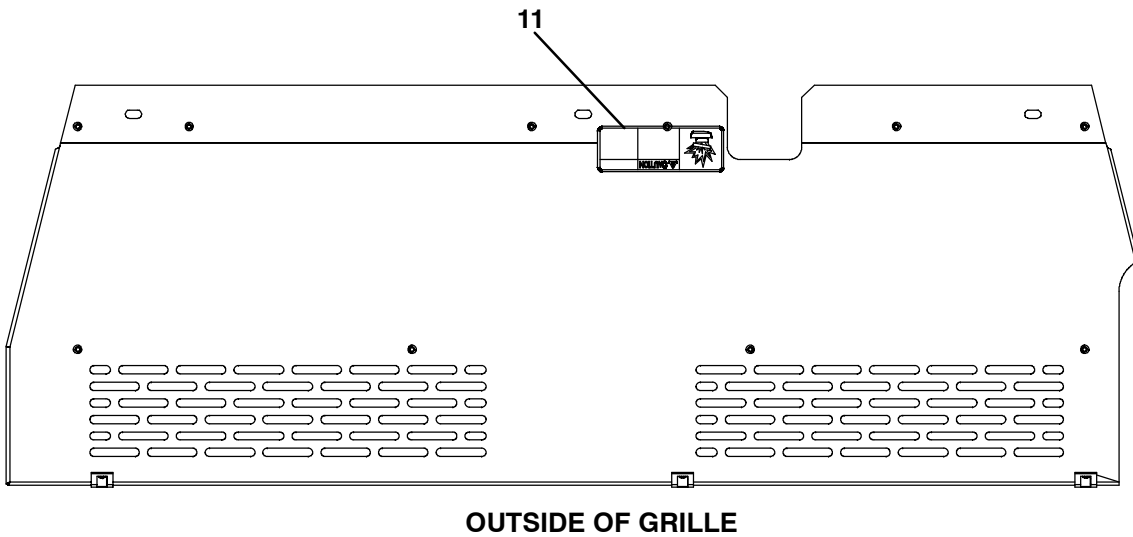
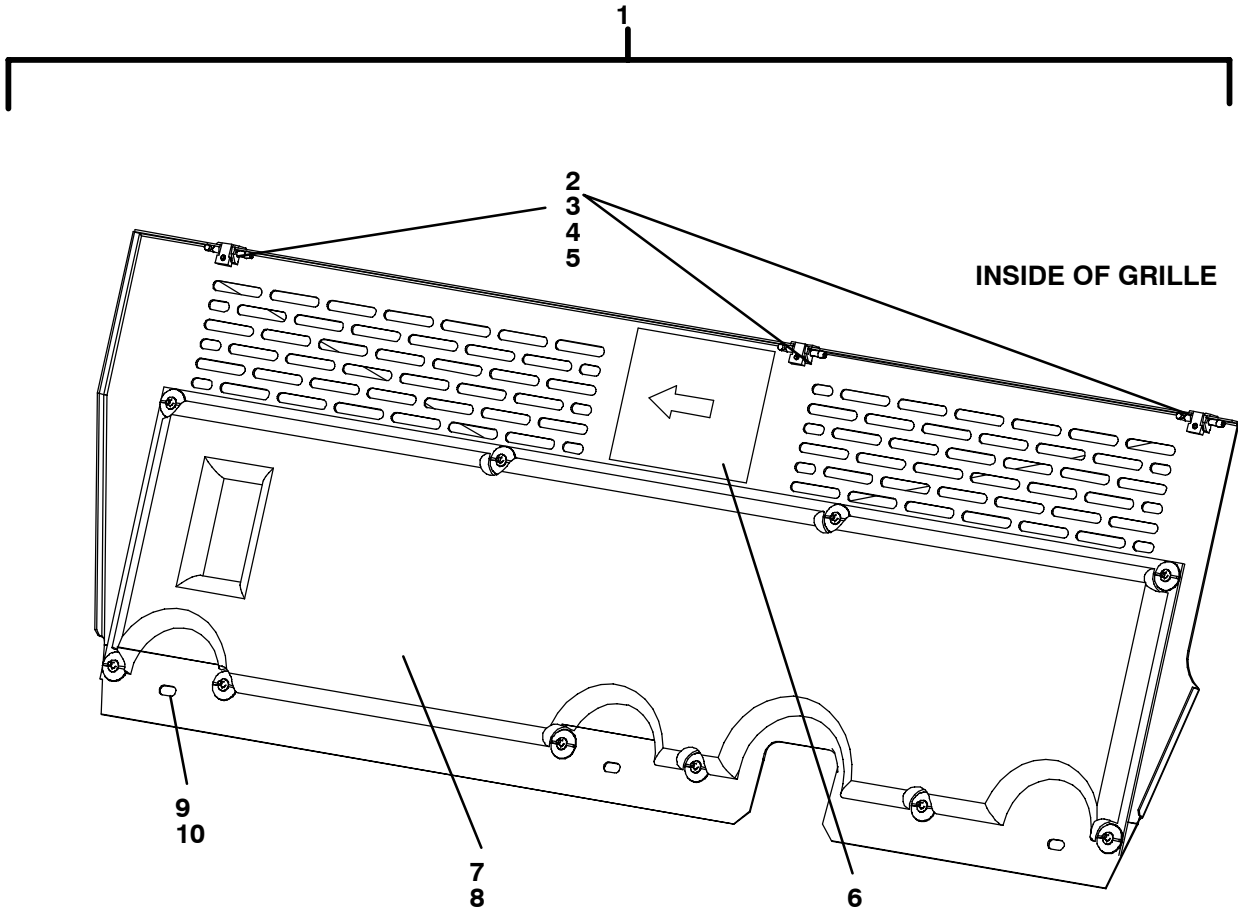
4.2 SKINS - DOOR ASSEMBLY, CURBSIDE



**4.2 SKINS - DOOR ASSEMBLY, CURBSIDE**

<b>Item</b>	<b>Part Number</b>	<b>Description</b>	<b>Qty</b>
1	79-60477-07	DOOR ASSY, CURBSIDE, STANDARD, INCLUDES:	1
	79-60477-08	DOOR ASSY, CURBSIDE, LOW NOISE, INCLUDES:	
2	58-60552-02	FOAM, <b>LOW NOISE ONLY</b>	1
3	67-60487-00	BRACKET/ HINGE PLATE	1
4	34-60068-20	SCREW, M6 X 20MM LG.	4
5	44-60113-00	HINGE, FEMALE	2

4.3 SKINS - GRILLE ASSEMBLY

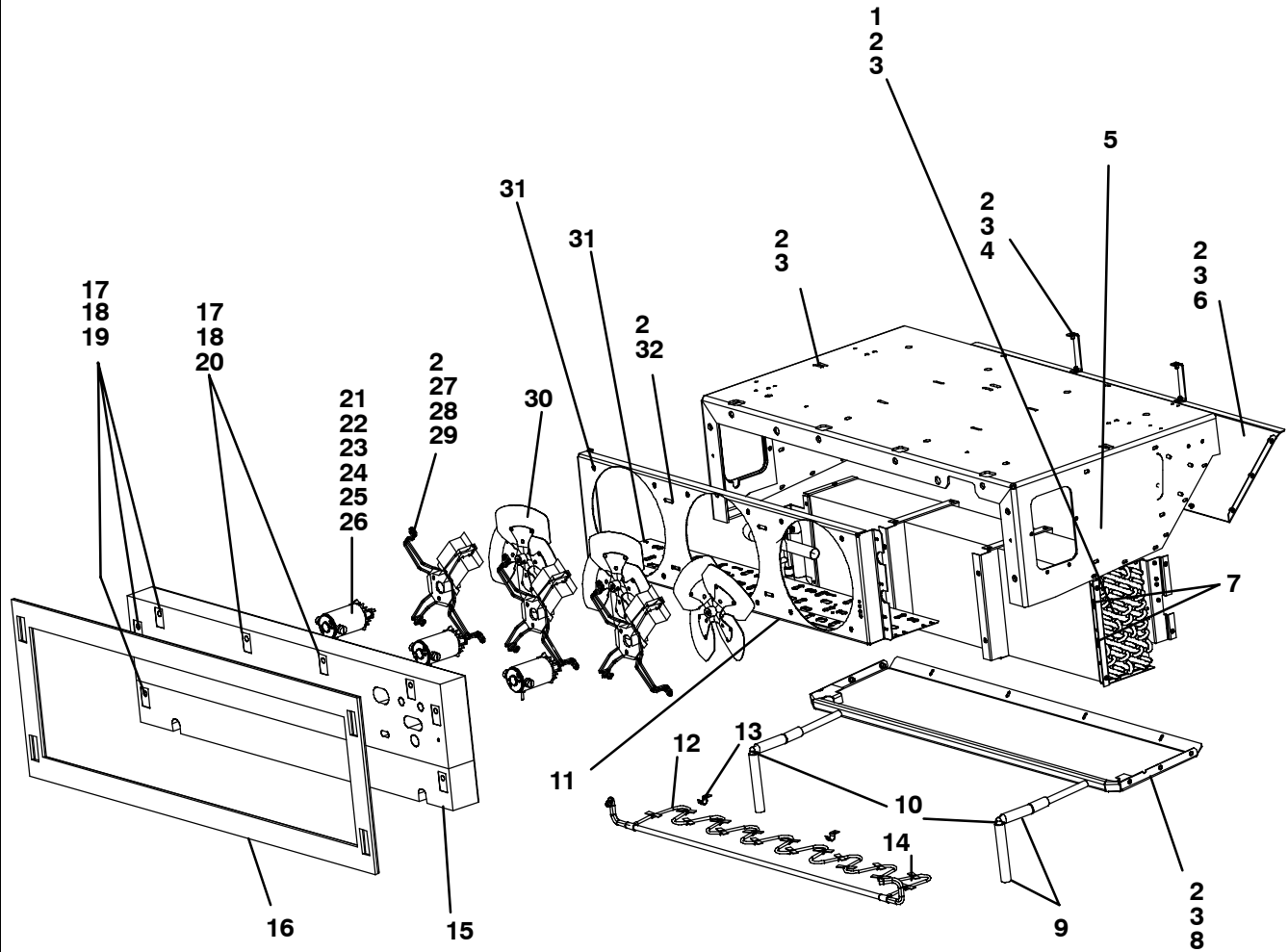


**4.3 SKINS - GRILLE ASSEMBLY**

<b>Item</b>	<b>Part Number</b>	<b>Description</b>	<b>Qty</b>
1	79-60545-00	GRILL ASSY, TOP, STANDARD, INCLUDES:	1
	79-60545-01	GRILL ASSY, TOP, LOW NOISE, INCLUDES:	
2	44-00356-00	HINGE, TWO PIECE PLASTIC	3
3	34-60092-16	SCREW,TF DRIVE M5-16	3
4	34-60002-05	WASHER, M5 BELLEVILLE	3
5	34-01184-05	NUT, LOCK, M5 NYLOCK	3
6	62-60192-00	DECAL, WARNING, ROTATION	1
7	58-60560-01	FOAM, TOP GRILL, <b>LOW NOISE ONLY</b>	1
8	44-60101-00	NUT, PLASTIC, <b>LOW NOISE ONLY</b>	10
9	34-60044-01	SCREW, M6 X 35	3
10	58-60681-00	WASHER, NYLON, M6 ID X 30MM OD	3
11	62-02142-01	DECAL, CAUTION RADIATOR FILL	1

## 5 EVAPORATOR

### 5.1 EVAPORATOR - COIL, FANS AND HOUSING

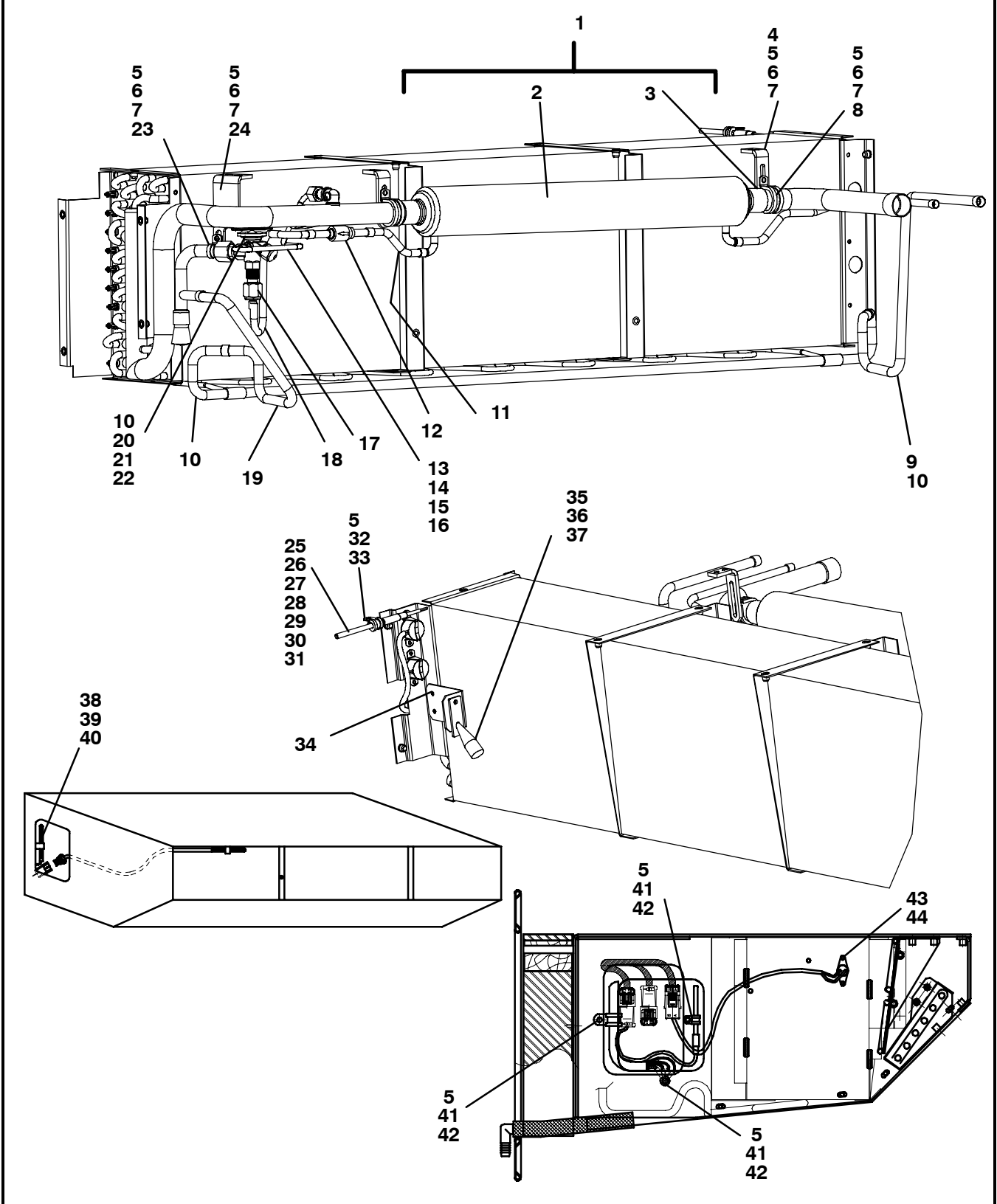


**5.1 EVAPORATOR - COIL, FANS AND HOUSING**

1	08-60058-07SP	EVAPORATOR COIL	1
2	34-60095-46	WASHER, LOCK, M6	A/R
3	34-01152-20	SCREW, CAP HXHD M6 X 20MM	A/R
4	68-60296-00	BRACKET, EVAP SNOOT SUPPORT	2
5	86-03074-00	EVAP HOUSING	1
6	67-60023-00	SKIN ASSY, LOWER SNOOT	1
7	58-00065-66	GROMMET, .56 I.D. X .81 O.D.	2
8	86-02994-00	DRAIN PAN ASSY	1
9	58-00529-00	HOSE, DEFROST OR COOLANT, 5/8 I.D.	A/R
10	58-01296-00	ELBOW, MALE, BARBED	2
11	86-03047-00	FAN DECK ASSY, INCLUDES:	1
12	NSS	TUBE ASSY, DEFROST SERPENTINE	1
13	44-01162-01	CLIP, RETAINING	2
14	68-01020-03	STRAP, TUBE	16
15	58-60325-00	BULKHEAD, EVAP	1
16	42-01216-02	GASKET, EVAP, BULKHEAD	1
17	34-01184-10	NUT, LOCK, M10 NYLOCK	8
18	34-01151-10	WASHER, FLAT, M10	16
19	34-01261-10120	SCREW, CAP HXHD M10 X 120MM	6
20	34-01261-10110	SCREW, CAP HXHD M10 X 110MM	2
21	54-60006-13	MOTOR, DC, EVAP FAN - INCLUDES:	3
22	54-60006-30	BRUSH, MOTOR	2
23	54-60006-31	CAP, BRUSH HOLDER	2
24	22-50078-02SV	CONNECTOR, 2 WIRE (MATES WITH 22-50078-01SV)	1
25	34-01146-08	WASHER, LOCK, M8	9
26	34-60001-20	SCREW, CAP HXHD M7 X 20MM	9
27	73-00331-00	MOTOR MOUNT	3
28	34-01152-25	SCREW, CAP HXHD M6 X 25MM	12
29	34-01249-00	SPACER, M6 X 25 OD X 4 THK.	12
30	38-60010-00	FAN BLADE ASSY, EVAPORATOR	3
31	34-60002-55	WASHER, M5 BELLEVILLE	5
32	34-01152-16	SCREW, CAP HXHD M6 X 16MM	4



**5.2 EVAPORATOR - SENSORS, TUBING AND WIRING**

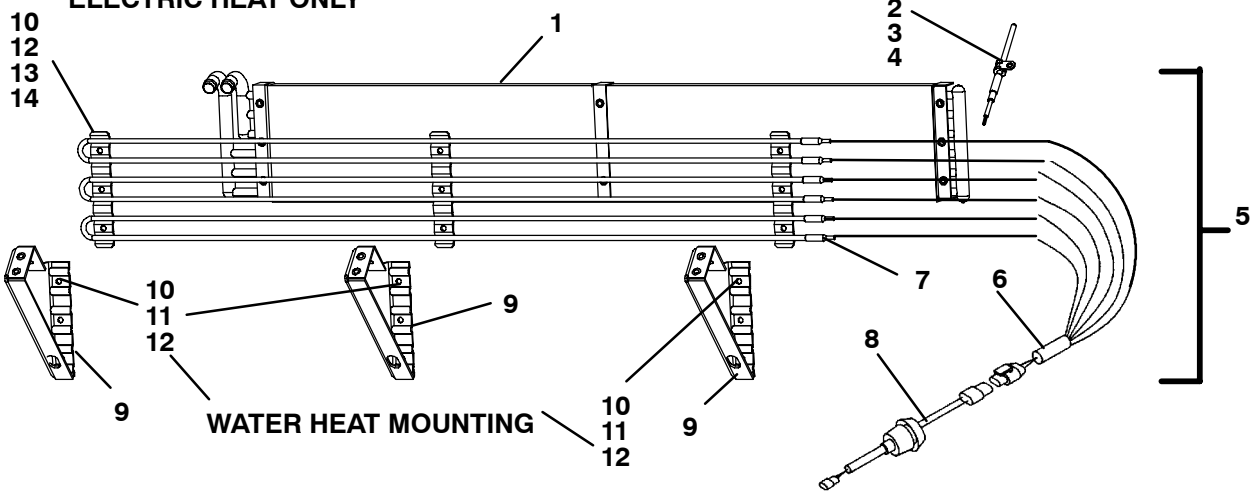


**5.2 EVAPORATOR - SENSORS, TUBING AND WIRING**

Item	Part Number	Description	Qty
1	81-02622-00	TUBE ASSY, HEAT EXCHANGER, INCLUDES:	1
2	08-60040-00	HEAT EXCHANGER	1
3	56-06486-25	TUBE, SUCTION, LSHX OUTLET, 1-1/8"OD	1
4	68-07142-01	BRACKET, HEAT EXCHANGER	2
5	34-01184-06	NUT, LOCK, M6 NYLOCK	A/R
6	34-60095-46	WASHER, LOCK, M6	A/R
7	34-01152-20	SCREW, HEX HEAD, M6 X 20MM L	1
8	34-00373-65	CLAMP, TUBE, 1.12 DIA CUSHION	2
9	56-03887-00	TUBE, EVAP DEFROST INLET, 1/2 O.D.	1
10	42-00032-00	INSULATION, PRESTITE	A/R
11	56-61141-00	TUBE, LIQUID, LSHX OUTLET, 3/8 O.D	1
12	14-00181-07	CHECK VALVE, 3/8 ODF	1
13	82-60068-00	TUBE ASSY, EQUALIZER LINE, INCLUDES:	1
14	40-60008-01	SLEEVE, ORS, 1/4" TUBE (USE 42-00243-10 O-RING)	1
15	40-60009-01	NUT ORS	1
16	42-00243-10	O-RING, 0.31 ID X 0.44 OD	1
17	14-60007-00	ADAPTER, TXV 3/8" TUBE	1
18	56-61142-00	TUBE, LIQUID, TXV INLET, 3/8 O.D	1
19	56-03665-00	TUBE, DEFROST, 1/2 OD	1
20	14-60039-04	VALVE, EXPANSION, TXV 13/16ORS X 3/8FLARE	1
21	14-60009-05	ORIFICE, TXV, NO.5, BRAZED-ON	1
22	44-01142-00	CLAMP, BANDING TXV BULB STRAP	1
23	34-00373-05	CLAMP, TUBE, .50 DIA CUSHION	1
24	68-61890-00	ANGLE, TXV	1
25	22-60009-00	HARNESS, SUPPLY AIR SENSOR SAS, INCLUDES:	1
26	12-01072-01	THERMISTOR SENSOR	1
27	22-50078-02SV	CONNECTOR ASSY, 2 PIN (MATES W/ 22-50078-01SV)	1
28	34-00373-51	CLAMP, TUBE, 1/4" OD (LN-106.4)	1
29	34-01152-20	SCREW, CAP HXHD M6 X 30MM (1.181)	1
30	34-60002-56	WASHER, BELLEVILLE, SS, M6	1
31	34-01184-06	NUT, LOCK, M6 NYLOCK	1
32	34-00373-51	CLAMP, TUBE, .25 DIA CUSHION	1
33	34-60002-56	WASHER, M6 BELLEVILLE	2
34	68-10745-01	BRACKET, AIR SENSING FITTING	1
35	58-00793-00	FITTING, AIR SENSING	2
36	58-01149-00	TUBE, RED, 3/16 ID, AIR SWITCH ( SOLD PER FOOT)	A/R
37	22-01100-00	TUBE, CLEAR, 3/16 ID, AIR SWITCH, (25 FOOT ROLL)	A/R
38	22-01940-00	SENSOR ASSY, RAS, INCLUDES:	1
39	12-00523-00	THERMISTOR	1
40	22-50078-01SV	CONNECTOR, 2 WIRE (MATES W/ 22-50078-02SV)	1
41	34-01153-20	SCREW, CAP HXHD M8 X 20MM	1
42	34-60095-27	WASHER, LOCK, M6	5
43	34-01197-10	SCREW, CAP HXHD, M4 X 10MM	2
44	34-60095-24	WASHER, LOCK, M4	2

**6 HOT WATER AND ELECTRIC HEAT OPTIONS**

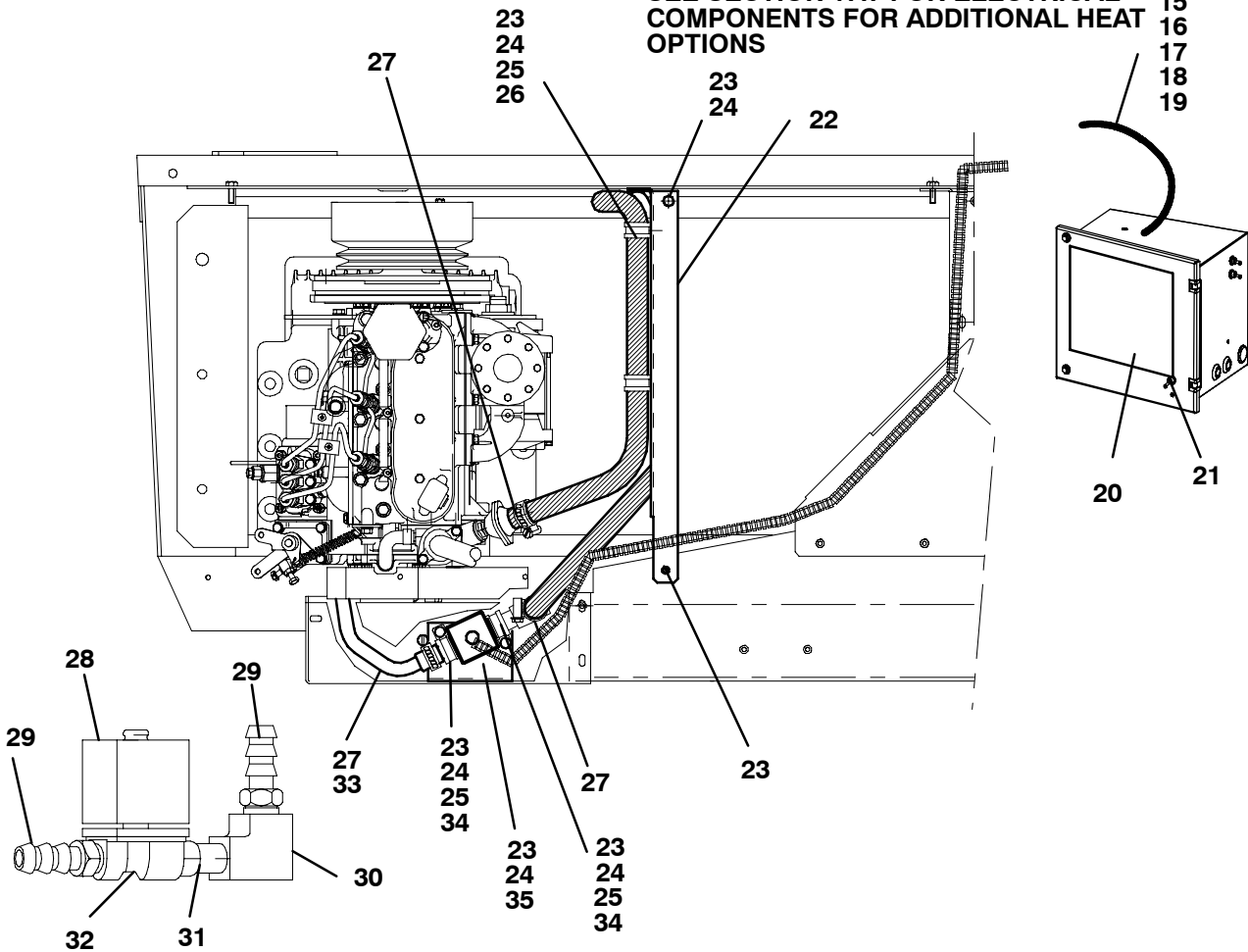
**ELECTRIC HEAT ONLY**



**WATER HEAT MOUNTING**

**CONTROL BOX**

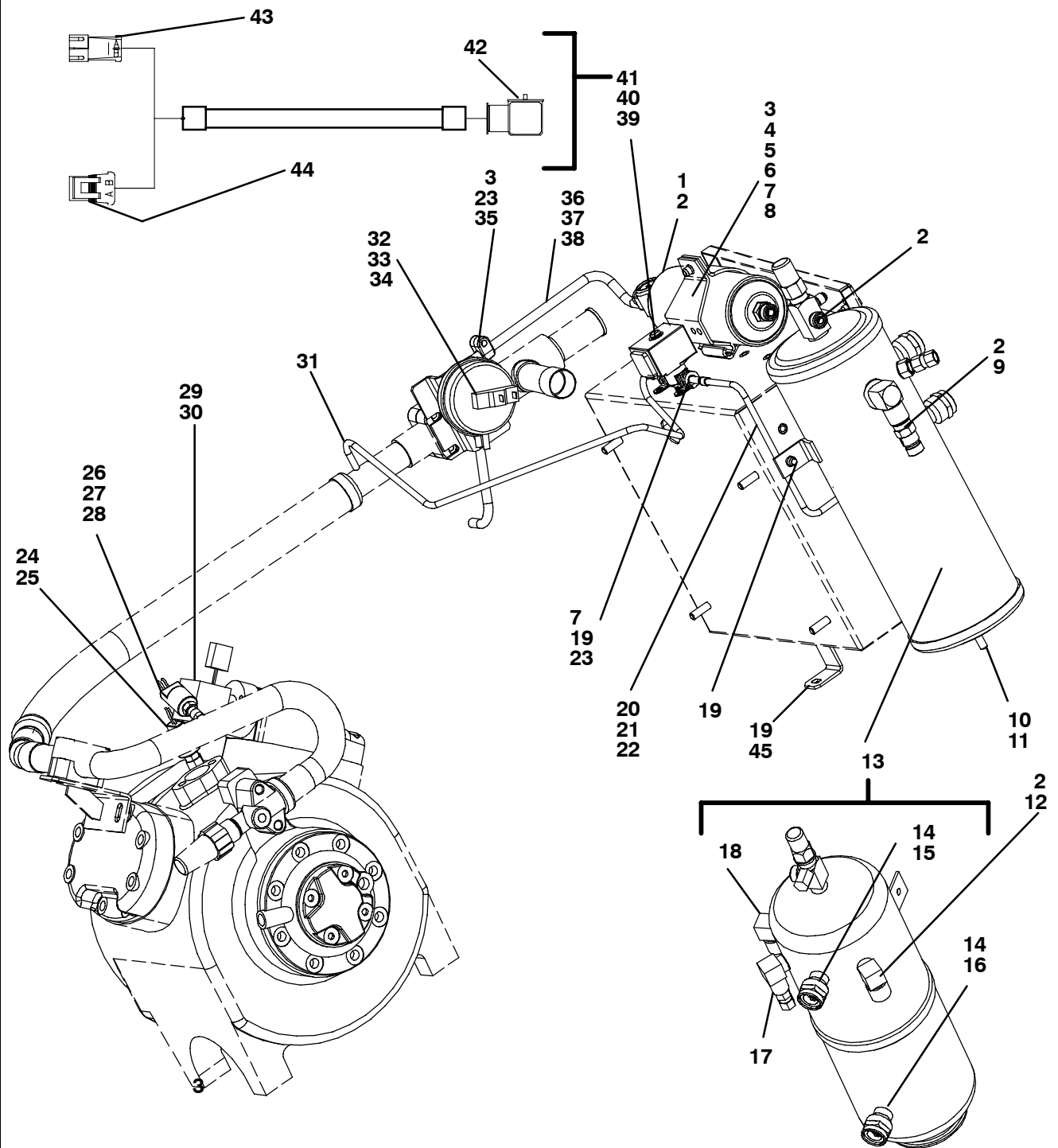
SEE SECTION 17.7 FOR ELECTRICAL COMPONENTS FOR ADDITIONAL HEAT OPTIONS



**6 ADDITIONAL HEAT OPTIONS - HOT WATER AND ELECTRIC HEAT**

<b>Item</b>	<b>Part Number</b>	<b>Description</b>	<b>Qty</b>
1	08-01060-01SP	COIL, WATER HEAT	1
2	22-60009-00	HARNESS, SUPPLY AIR SENSOR ( <b>EWHS ONLY</b> ) - INCLUDES:	1
3	22-50078-02SV	CONNECTOR, 2 WIRE, FEMALE <b>SAS</b> (MATES W/ 22-50078-01SV)	1
4	12-01072-01	THERMISTOR SENSOR	1
5	24-60029-00	HEATER ASSY - INCLUDES:	1
6	22-01613-16SK	CONNECTOR ASSY, 6 PIN (MATES W/ 22-01613-18)	1
7	24-60008-02	HEATER, 800W	3
8	22-60506-00	HARNESS, EWHS ( <b>ELEC AND HOT WATER HEAT</b> ) SEE SECTION 17.3	1
9	86-03071-00	BRACKET ASSY, HEATER	3
10	34-01152-20	SCREW, CAP HXHD M6 X 20MM (.787)	9
11	34-06051-200	RIVNUT, M6	9
12	34-60095-27	WASHER, LOCK M6 X 14MM O.D.	9
13	34-01184-06	NUT, M6 NYLOCK	9
14	68-07873-00	MOUNTING STRIP, ELECTRIC HEATERS, <b>ELECTRIC HEAT ONLY</b>	3
15	22-60471-03	HARNESS ( <b>HOT WATER HEAT ONLY</b> ) - INCLUDES:	1
16	22-60254-05	CONNECTOR, 2 WIRE, FEMALE <b>C2</b> (USE 22-60254-30 TERMINAL)	1
17	10-01129-06SV	SWITCH, TOGGLE, 2 POLES, INCLUDES:	1
18	66U1-9752	SEAL, PANEL BUSHING	1
19	58-60158-00	CAP, SWITCH	1
20	62-60273-02	LAMINATION, SCHEMATIC	1
21	10-00385-02	RELAY ( <b>HOT WATER HEAT ONLY</b> )	1
22	68-08025-00	BRACKET, HOSE SUPPORT	1
23	34-01184-56	NUT, LOCK, M6 NYLOCK	6
24	34-60002-06	WASHER, M6 BELLEVILLE	4
25	34-00373-12	CLAMP, TUBE, .94 DIA CUSHION	2
26	34-00967-25	SCREW,CAP HXHD M6 X 25MM	2
27	44-00045-02	CLAMP,HOSE, .69-1.25 WORM TYPE	2
28	22-60137-00	COIL, WATER HEAT VALVE, 12 VDC	1
29	48-60013-00	NIPPLE, STRAIGHT 1/2MPT X HOSE BARB	2
30	40-00512-08	ELBOW, 1/2 X 1/2 FPT	1
31	40-01176-08	NIPPLE, 1/2 X 1/2 MPT	1
32	14-60036-00	VALVE, WATER HEAT, NC, W/O COIL	2
33	58-00529-00	HOSE, HEATER, 5/8 I.D. X 25FT	1
34	34-01266-20	SCREW,HXHD SEMS M6 X 20MM SLTD	3
35	86-03072-00	BRACKET ASSY, VALVE SUPPORT	1

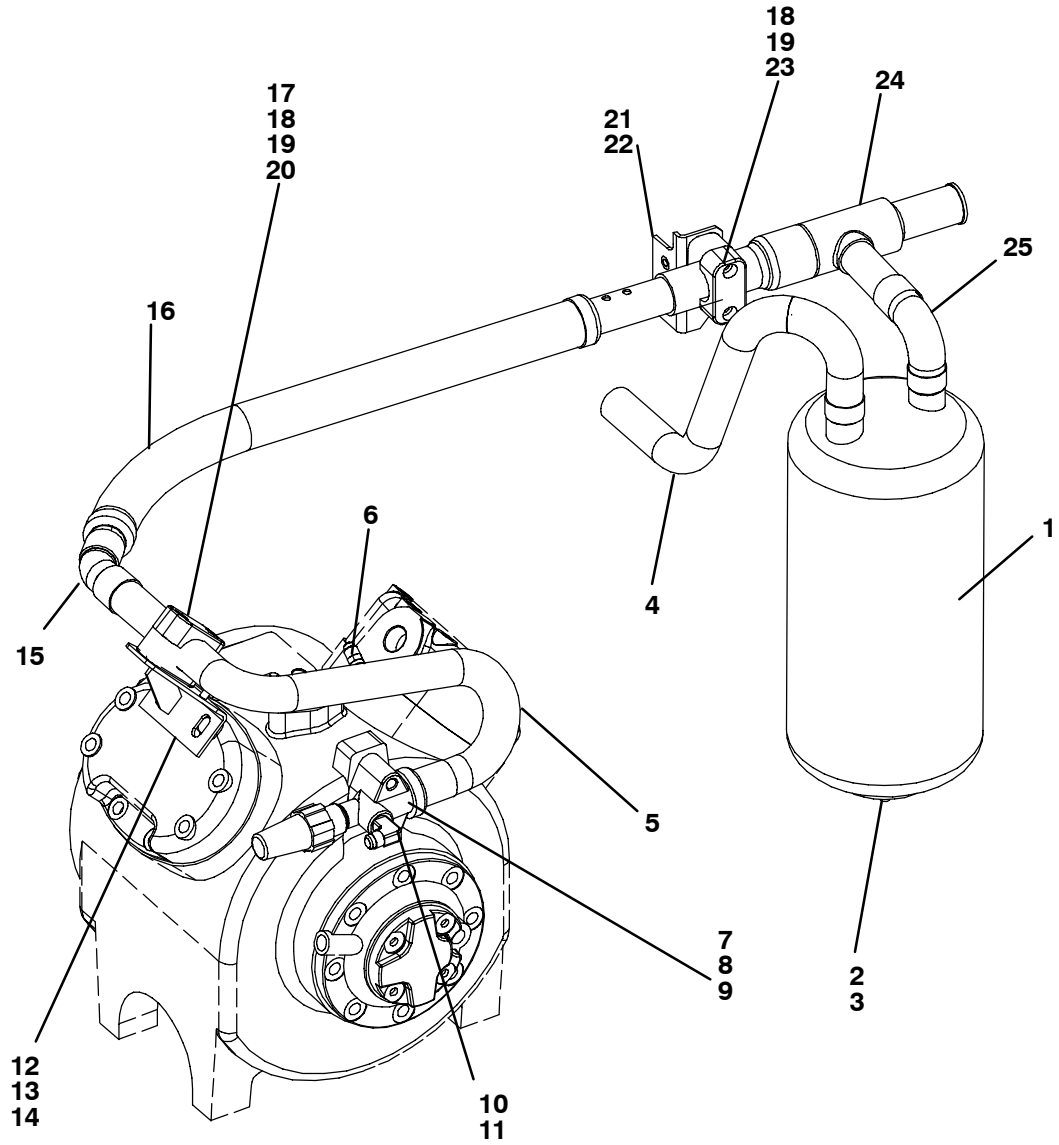
7 REFRIGERATION



**7 REFRIGERATION**

Item	Part Number	Description	Qty
1	14-00326-03	FILTER DRIER, 3/8 ORS , INCLUDES:	1
2	42-00243-10	O-RING, 0.38 ID X 0.50 OD	2
3	34-60095-27	WASHER, LOCK M6 X 14MM	4
4	79-60541-00	CLAMP, FILTER DRIER (INCLUDES BOTH HALVES)	1
5	34-01152-16	SCREW, CAP HXHD M6 X 16MM	2
6	34-01249-20	SPACER, M6 X 25 OD X 4 THK.	1
7	34-60095-46	WASHER,LOCK, M6	4
8	34-00967-25	SCREW,CAP HXHD M6 X 25MM	1
9	14-60026-01	CHECK VALVE, 3/8 MALE ORS	1
10	34-01249-25	SPACER, M8 X 25 OD X 4 THK	1
11	34-01184-58	NUT,LOCK, M8	1
12	40-60207-00	FITTING, 1/4 ORFS	1
13	65-60055-03	RECEIVER ASSY, INCLUDES:	1
14	48-60205-00	FITTING, SIGHTGLASS	2
15	14-00220-03	SIGHTGLASS	1
16	14-00220-05	SIGHTGLASS W/ MOISTURE INDICATOR	1
17	14-00272-01	VALVE PRESSURE RELIEF	1
18	48-60283-00	FITTING, 3/8"-24	1
19	34-01152-20	SCREW, CAP HXHD M6 X 20MM	2
20	82-01006-00	TUBE ASSY, HOT GAS VALVE INLET, 1/4"OD, INCLUDES:	1
21	40-60008-01	SLEEVE, ORS, 1/4" TUBE (USE 42-00243-10 O-RING)	1
22	40-60009-01	NUT ORS	1
23	34-00373-03	CLAMP, TUBE, .38 DIA CUSHION	3
24	12-00283-00SV	TRANSDUCER, SUCTION PRESSURE WITH HARNESS	1
25	12-00299-13	SWITCH, HIGH PRESSURE, 355-380 OPEN/430-450 PSIG CLOSE	1
26	12-00309-04	SWITCH, PRESSURE, 465/350 PSIG	1
27	40-60053-00	FITTING, 1/8" NPTF X 7/16-20 FP	1
28	42-00243-07	O-RING, 0.35 ID X 0.50 OD	1
29	22-02804-00	COIL, COMPRESSOR UNLOADER	1
30	34-06026-00	ROLL PIN, COMPRESSOR UNLOADER	1
31	56-03809-00	TUBE, HOT GAS VALVE OUTLET, 1/4" OD	1
32	12-01039-08	SWITCH, AIR ADJUSTABLE	1
33	34-00733-00	NUT, HEX KEPS, #10-32	2
34	68-61937-00	BRACKET, AIR SWITCH	1
35	34-01152-35	SCREW, CAP HXHD M6 X 35MM	1
36	82-01012-00	TUBE ASSY, 3/8"OD, LIQ. LINE, INCLUDES:	1
37	40-60008-02	SLEEVE, ORS, 3/8"OD TUBE (USE 42-00243-09 O-RING)	1
38	40-60009-02	NUT, ORS	1
39	22-60405-00	COIL, HOT GAS VALVE, 12VDC	1
40	14-00269-01	VALVE, HOT GAS, WITHOUT COIL	1
41	22-60533-00	HARNESS, HOT GAS VALVE, INCLUDES:	1
42	22-60068-00	CONNECTOR ASSY, SOLENOID VALVE	1
43	22-50078-01SV	CONNECTOR ASSY, 2 PIN, HGS1 (MATES W/ 22-50078-02SV)	1
44	22-50078-02SV	CONNECTOR ASSY, 2 PIN, HGS (MATES W/ 22-50078-01SV)	1
45	68-70174-00	BRACKET,CONTROL BOX	1

8 ACCUMULATOR

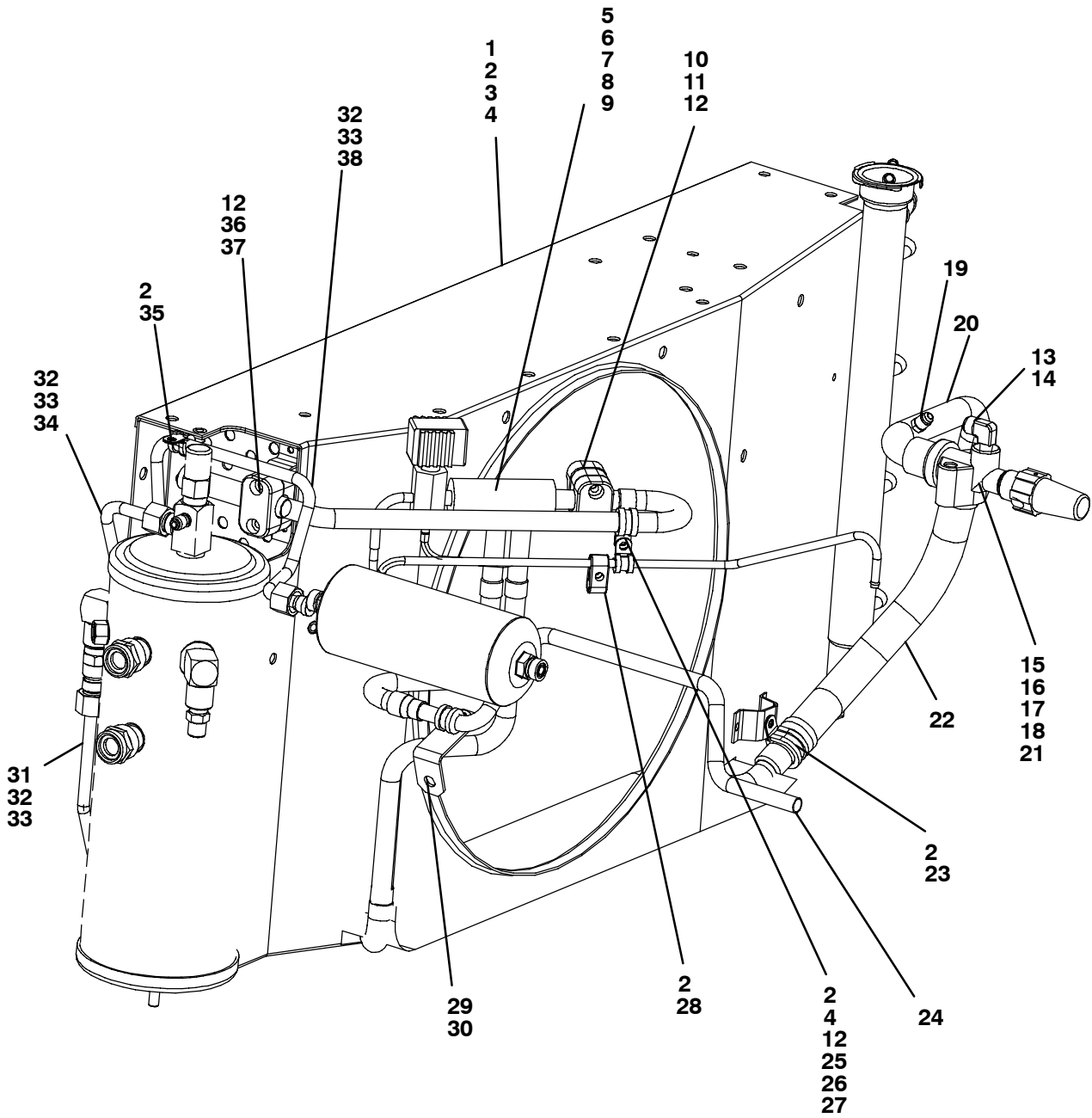


**8 ACCUMULATOR**

Item	Part Number	Description	Qty
1	65-60035-01	ACCUMULATOR	1
2	34-01184-58	NUT, LOCK, M8 NYLOCK	1
3	34-01249-25	SPACER, M8 X 25 OD X 4 THK	1
4	56-03884-00	TUBE, SUCTION, ACCUMULATOR INLET, 1-1/8" ODS	1
5	81-60428-00	TUBE ASSY, SUCTION, SERV VALVE TO VIBRASORBER, INCLUDES:	1
6	40-01124-00	BODY, SCHRADER VALVE, W/ CORE & CAP	1
7	14-01042-06	VALVE, SERVICE, SUCTION, 1-1/8 OD TUBE	1
8	42-00288-00	GASKET, SERVICE VALVE	1
9	34-00302-14	SCREW,CAP HXHD 5/16-18 X 1.75	2
10	40-00086-04	CAP, SEAL, 1/4 FEMALE FLARE	1
11	40-00102-04	ELBOW, 90° STREET 1/4" MFL X 1/4" MPT	1
12	34-00361-13	NUT, SELF LOCK, 3/8-16	2
13	86-60421-00	BRACKET ASSY, SUCTION LINE	1
14	34-00366-12	WASHER, PLAIN 5/16	2
15	40-00074-09	ELBOW, 45°, 1-1/8"ODS	1
16	73-60024-02	VIBRASORBER, SUCTION, 1-1/8 OD X 1-1/8 OD	1
17	34-01184-56	NUT, LOCK, M6 NYLOCK	2
18	34-00967-60	SCREW, CAP HXHD M6 X 60 MM	4
19	34-60002-06	WASHER, M6 BELLEVILLE	6
20	44-00285-61	CLAMP, TUBE, 1-1/8"OD 3 PCS	1
21	34-01152-25	SCREW, CAP HXHD M6 X 25 MM	2
22	67-60136-01	BRACKET ASSY, CPR VALVE	1
23	44-60027-15	CLAMP, TUBE, 1.29" ID (2PC ASSY)	1
24	14-00205-00	VALVE, COMP. PRESS REGULATING, <b>CPR</b>	1
25	40-00073-09	ELBOW, 90° STREET, 1-1/8" ODS	1



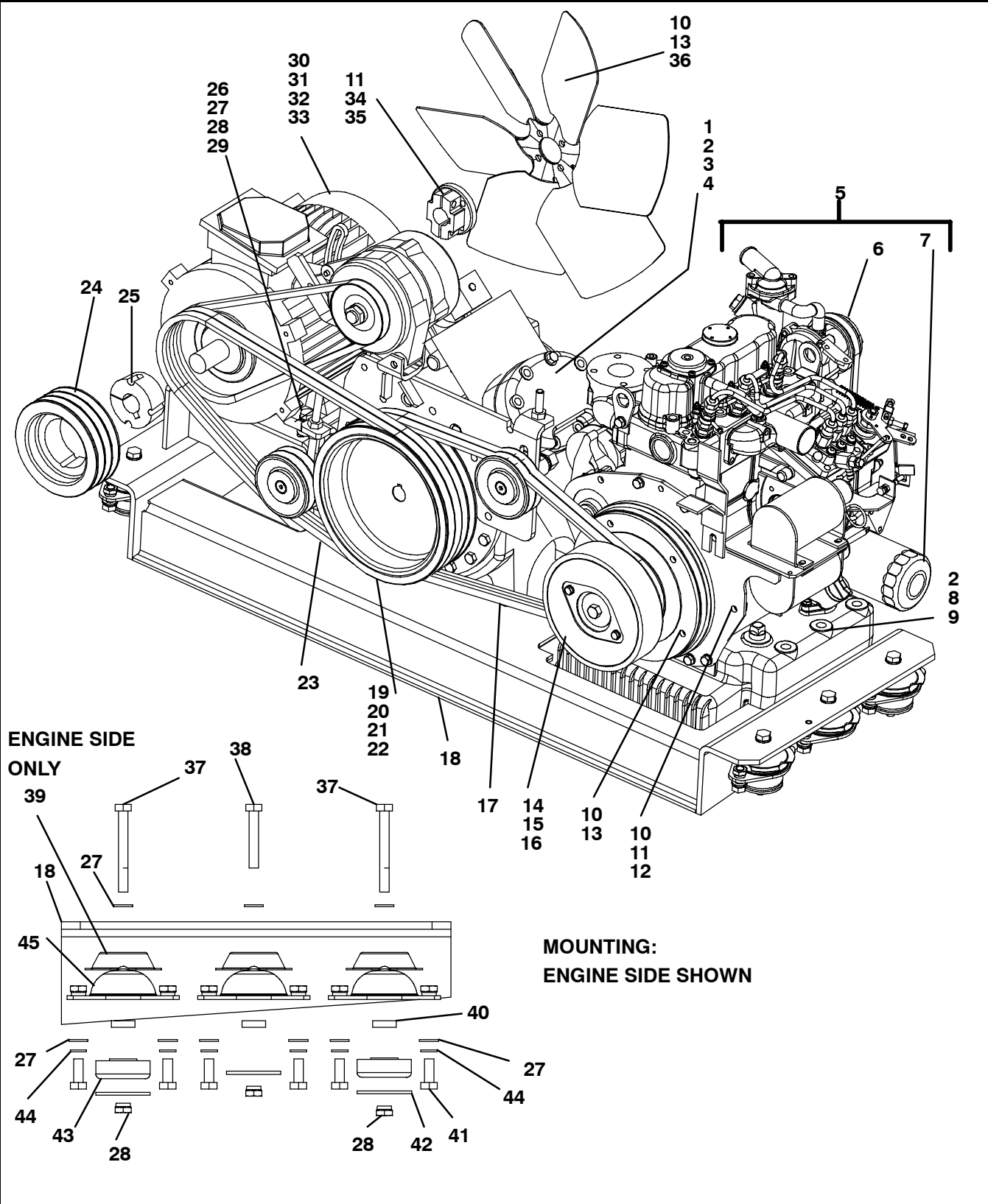
9 CONDENSER



<b>9 CONDENSER</b>			
<b>Item</b>	<b>Part Number</b>	<b>Description</b>	<b>Qty</b>
1	08-60086-05SP	COIL, CONDENSER/RADIATOR	1
2	34-01266-20	SCREW, HXHD SEMS M6 X 20 MM SLTD	9
3	34-60095-46	WASHER, LOCK, M6 X 18 MM O.D.	4
4	34-01184-56	NUT, LOCK, M6 NYLOCK	6
5	14-00337-02	VALVE, 3-WAY, 5/8" ODF TUBES, W/ COIL, INCLUDES:	1
6	14-01110-01	COIL, 3-WAY VALVE, 12VDC, INCLUDES:	1
7	22-50078-02SV	CONNECTOR ASSY, 2 PIN (MATES W/ 22-50078-01SV)	1
8	40-00130-07	COUPLING, REDUCING, 5/8" OD X 1/2" OD	1
9	14-00176-03	STRAINER, 40 MESH, 5/8" OD	1
10	34-00967-75	SCREW, CAP HXHD M6 X 75 MM LG	2
11	44-00285-66	CLAMP, TUBE, 5/8 OD 3 PCS	1
12	34-60095-27	WASHER, LOCK, M6	7
13	40-00086-04	CAP, SEAL, 1/4" FEMALE FLARE	1
14	40-00102-03	ELBOW, 90° STREET 1/4 FLARE X 1/8 NPT	1
15	34-00302-14	SCREW, CAP HXHD 5/16-18 X 1.75	2
16	17-44138-00	GASKET, DISCHARGE SERVICE VALVE	1
17	81-02646-00	SERVICE VALVE/TUBE ASSY, DISCHARGE, INCLUDES:	1
18	14-01042-08	VALVE, SERVICE, DISCHARGE, 7/8" OD TUBE	1
19	40-01124-00	BODY SCHRADER VALVE, W/ CORE & CAP	1
20	56-60017-01	TUBE, DISCHARGE, 7/8"OD	1
21	17-40013-00	GASKET, CAP SCREW, SERVICE VALVE	2
22	73-60010-00	VIBRASORBER, DISCHARGE, 7/8" OD	1
23	44-01134-14	CLAMP, CUSHION, 7/8" DIA, HIGH TEMP	1
24	56-03885-00	TUBE, HOT GAS, 3-WAY VALVE TO EVAP, 1/2 OD	1
25	44-01134-08	CLAMP, CUSHION, 1/2" DIA HIGH TEMP	1
26	34-00373-01	CLAMP, TUBE, 1/4" DIA CUSHION	1
27	34-00373-07	CLAMP, TUBE, 5/8" DIA CUSHION	1
28	44-01143-01	CLAMP, DOUBLE TUBE, 1/4" & 1/4" DIA	1
29	34-01152-16	SCREW, CAP HXHD M6 X 16 MM	1
30	68-07817-00	BRACKET, HOT GAS TUBE SUPPORT	1
31	82-60070-00	TUBE ASSY, 3/8" OD, RECEIVER INLET, INCLUDES:	1
32	40-60008-02	SLEEVE, ORS, 3/8" OD TUBE (USE 42-00243-09 O-RING)	1
33	40-60009-02	NUT, ORS	1
34	82-60069-00	TUBE ASSY, 3/8"OD, KING VALVE OUTLET, INCLUDES:	1
32	40-60008-02	SLEEVE, ORS, 3/8" OD TUBE (USE 42-00243-09 O-RING)	1
33	40-60009-02	NUT, ORS	1
35	34-00373-03	CLAMP, TUBE, 3/8" DIA CUSHION	2
36	34-00967-60	SCREW, CAP HXHD M6 X 60 MM	2
37	44-00285-80	CLAMP, TUBE, 3/4 OD 3 PCS	1
38	82-60189-00	TUBE ASSY, 3/8"OD, DRIER INLET, INCLUDES:	1
32	40-60008-02	SLEEVE, ORS, 3/8" OD TUBE (USE 42-00243-09 O-RING)	1
33	40-60009-02	NUT, ORS	1

**10 POWER TRAY**

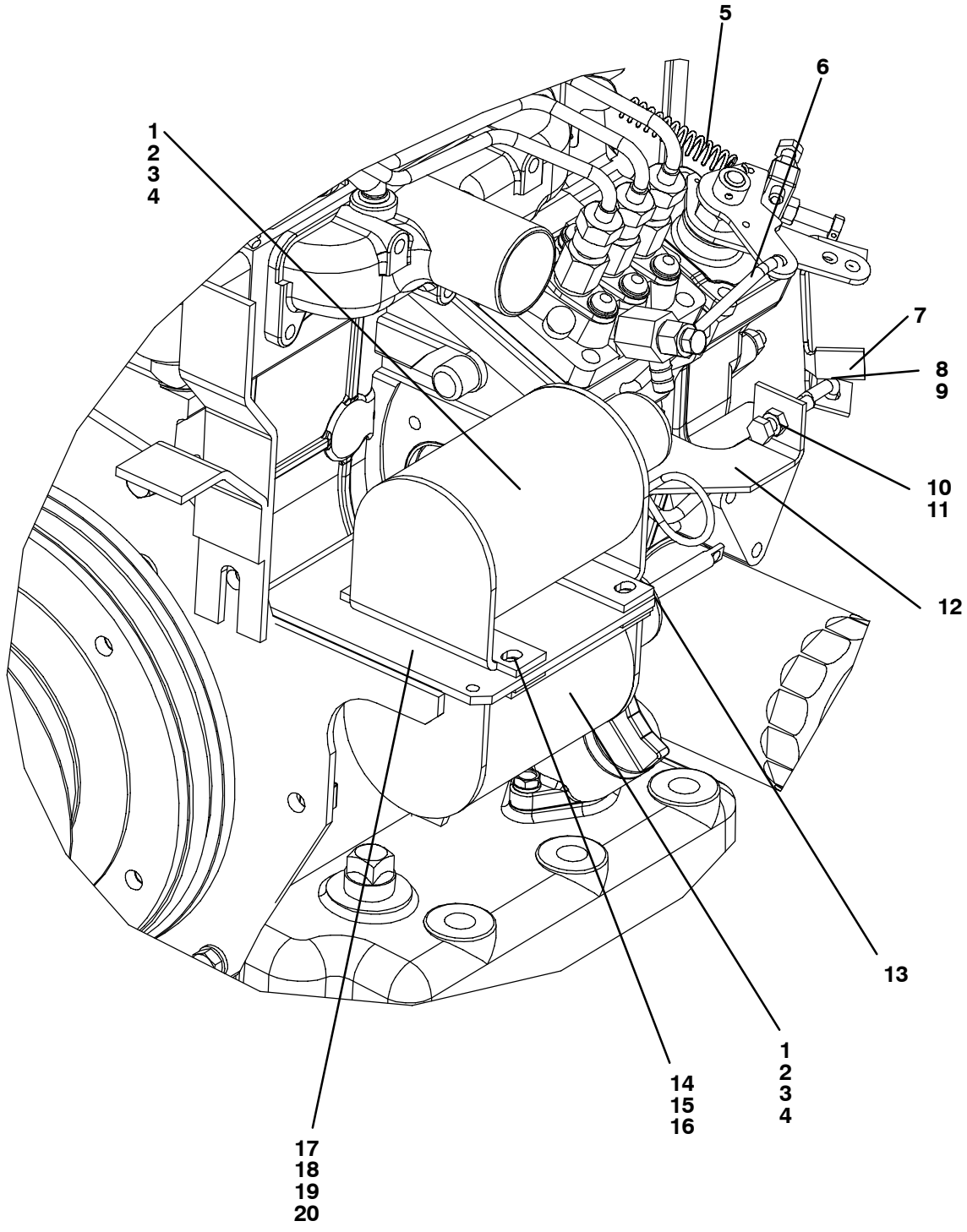
**10.1 POWER TRAY - MOTOR AND MOUNTING**



**10.1 POWER TRAY - MOTOR AND MOUNTING**

Item	Part Number	Description	Qty
1	18-00063-05RM	COMPRESSOR, 05K4	1
2	34-01249-23	SPACER, M12 X 30 OD X 4 THK	16
3	34-00368-15	WASHER, LOCK, 1/2" SPRING	4
4	34-00678-12	SCREW, CAP HXHD 1/2-13 X 1.50	4
5	26-60000-05	ENGINE ASSY, CT3-44TV-EB (CARB), INCLUDES:	1
6	50-60197-04	BELT, WATER PUMP	1
7	941172	FILTER, OIL	1
8	34-00740-110	SCREW, CAP HXHD M12 X 110 MM	6
9	34-01184-62	NUT, LOCK, M12 NYLOCK	6
10	34-00876-20	SCREW, CAP HXHD M8 X 20 MM	10
11	34-60002-08	WASHER, M8 BELLEVILLE	4
12	34-01184-58	NUT, LOCK, M8 NYLOCK	1
13	34-00945-08	WASHER, LOCK, M8 SPRING	9
14	50-60029-00	CLUTCH ASSY - INCLUDES:	1
15	50-50050-03	BEARING	1
16	50-50052-00	SERVICE KIT, CLUTCH REBUILD	1
17	50-00179-56	V-BELT, A SECTION, ENGINE/COMPRESSOR, MATCHED SET	1
18	86-60732-00	POWER TRAY	1
19	50-60017-00	PULLEY, COMPRESSOR, 4 GROOVE	1
20	48-60172-00	WASHER, SPECIAL (COMP. CRANK) 8 ID X 40 OD X 7 THK	1
21	34-00368-12	WASHER, LOCK, 5/16" SPRING, (COMP. CRANK)	1
22	34-00615-10	SCREW, CAP HXHD 5/16-18 X 1.25 (COMP. CRANK BOLT)	1
23	50-00179-54	V-BELT, A SECTION, MOTOR/COMPRESSOR, MATCHED SET	1
24	50-60183-02	PULLEY, STANDBY MOTOR, 3 GROOVE	1
25	04-00049-13	BUSHING, HUB, STANDBY MOTOR	1
26	34-00873-40	SCREW, CAP HXHD M10 X 40 MM	4
27	34-00944-10	WASHER, FLAT, M10	20
28	34-01184-60	NUT, LOCK, M10 NYLOCK	8
29	34-01249-21	SPACER, M10 X 25 OD X 6 THK	4
30	54-60030-02	MOTOR, STANDBY, AC - INCLUDES:	1
	54-00139-00	MOTOR SHELL, NON STANDBY UNITS ONLY	1
31	04-60008-32	BEARING	2
32	34-60064-00	KEY, SHAFT, 8 X 7 X 45 MM	1
33	34-60022-01	KEY, SHAFT, (FAN SIDE) 8 X 7 X 30 MM	1
34	48-60001-00	BUSHING, CONDENSER FAN	1
35	34-00825-02	SCREW, CAP SKTHD M8 X 30 MM	2
36	38-60000-01	FAN, CONDENSER	1
37	34-00873-90	SCREW, CAP HXHD M10 X 90 MM	4
38	34-00873-60	SCREW, CAP HXHD M10 X 60MM	
39	73-00154-01	SHOCKMOUNT COVER	3
40	48-60011-00	SPACER, 10.5 X 25OD X 7 THK	6
41	34-00873-25	SCREW, CAP HXHD M10 X 25MM	8
42	34-00890-11	WASHER, SPECIAL, .420 ID X 2.25 OD	7
43	73-00096-02	SHOCKMOUNT, 90 SHORE	4
44	34-00945-10	WASHER, LOCK, 10 MM	12
45	73-00154-03	SHOCKMOUNT, 75 SHORE	6

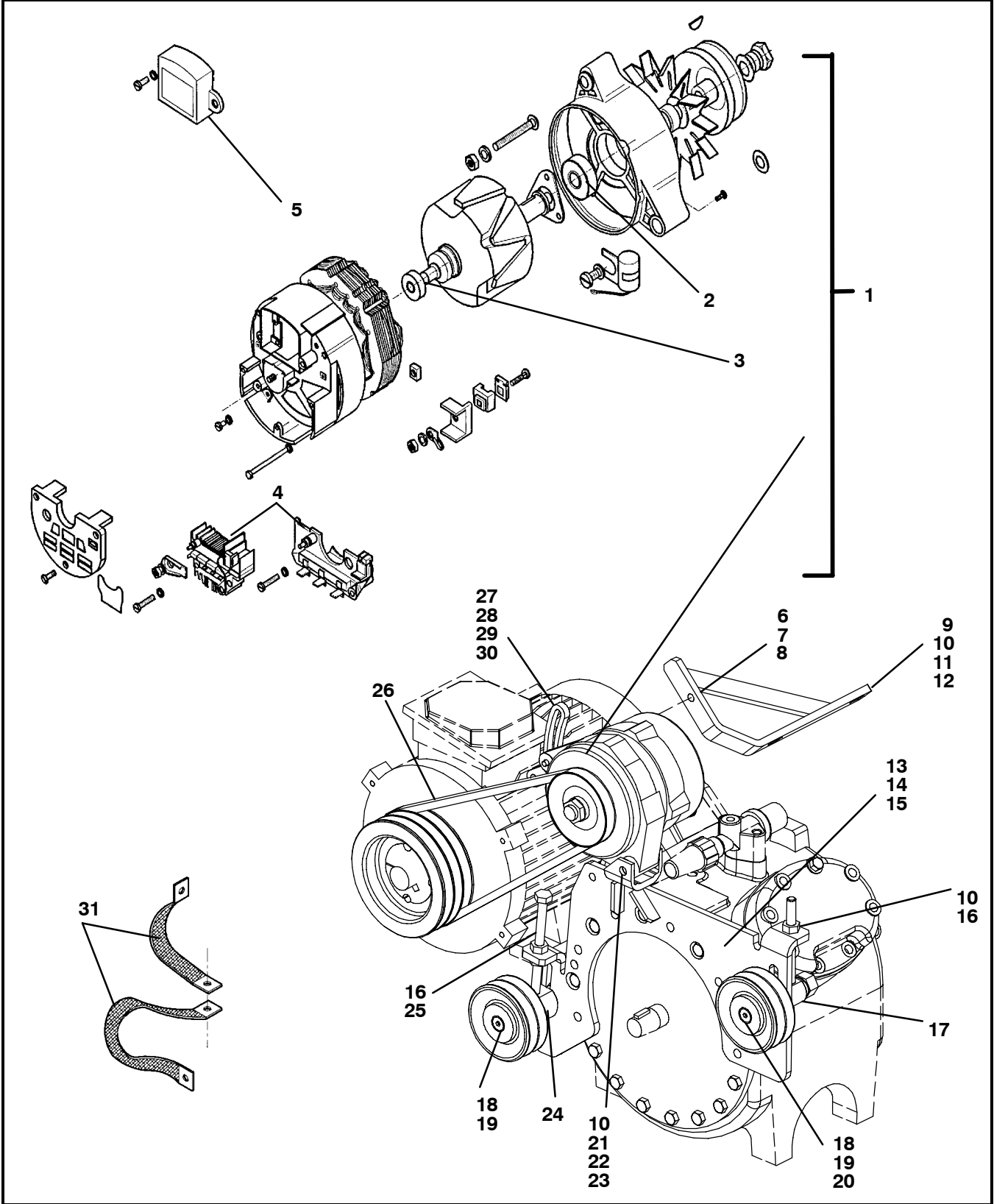
10.2 POWER TRAY - SPEED CONTROL



**10.2 POWER TRAY - SPEED CONTROL**

<b>Item</b>	<b>Part Number</b>	<b>Description</b>	<b>Qty</b>
1	10-60018-00SV	SOLENOID, SPEED / STOP, 12VDC, INCLUDES:	2
2	22-50078-02SV	CONNECTOR, 2 WIRE (MATES W/ 22-50078-01SV)	1
3	58-60201-00	BOOT	1
4	12-60041-00	PLUNGER ASSY	1
5	73-60005-00	SPRING, SPEED CONTROL	1
6	73-00332-00	ROD, LINKAGE, FUEL ON/OFF	1
7	68-07311-02	BRACKET, SOLENOID	1
8	44-60013-00	CLIP, LINKAGE ROD	1
9	73-00333-00	ROD, LINKAGE, SPEED	1
10	34-01152-30	SCREW, CAP HXHD M6 X 30 MM	1
11	34-00946-06	NUT, HEX, M6 X 1.00	1
12	86-02963-00	BRACKET, ENGINE SPEED ADJUSTMENT	1
13	44-01049-01	CLIP, CLEVIS, FUEL/SPEED LINKAGE RODS	2
14	86-60020-00	PLATE ASSY, NUT SOLENOID	2
15	34-60095-46	WASHER, LOCK, M6	5
16	34-01184-56	NUT, LOCK, M6 NYLOCK	4
17	86-60091-03	BRACKET ASSY, SOLENOID MOUNTING	1
18	34-00961-25	SCREW, CAP HXHD M10 X 25 MM	4
19	34-00945-10	WASHER, LOCK, 10 MM	12
20	34-00944-10	WASHER, FLAT, M10	20

# 11 ALTERNATOR

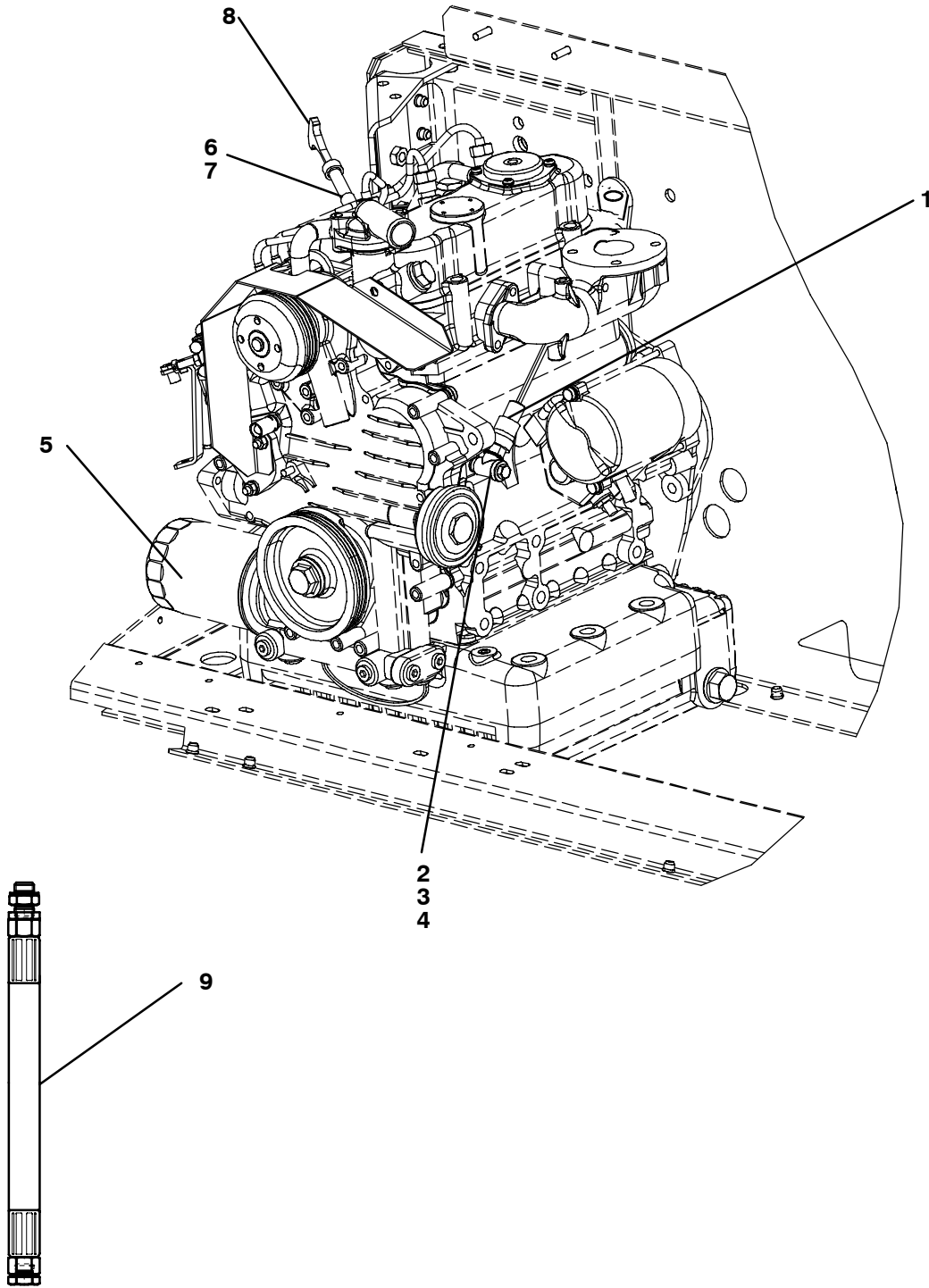


**11 ALTERNATOR**

<b>Item</b>	<b>Part Number</b>	<b>Description</b>	<b>Qty</b>
1	30-60050-04	ALTERNATOR, 70A - INCLUDES:	1
2	04-60008-19	BEARING, FRONT	1
3	04-60008-04	BEARING, REAR	1
4	30-60050-20	REGULATOR AND BRUSH ASSY	1
5	30-60050-21	DIODE BRIDGE	1
6	34-00876-35	SCREW, CAP HXHD, M8 X 35MM	1
7	34-01184-58	NUT, LOCK, M8 NYLOCK	1
8	34-60002-08	WASHER, M8 BELLEVILLE	1
9	86-60822-00	BRACKET ASSY, ALTERNATOR SUPPORT	1
10	34-00944-10	WASHER, FLAT, M10	4
11	34-60168-00	STUD, 3/8-16 UNC	2
12	34-00361-13	NUT, SELF LOCK, 3/8-16	2
13	86-60925-00	BRACKET ASSY, ALTERNATOR / IDLER SUPPORT	1
14	34-00913-10	SCREW,CAP HXHD 3/8-16 X 1.25	6
15	34-00368-13	WASHER, LOCK, 3/8"SPRING	6
16	34-00946-60	NUT, HEX, M10-1.50	2
17	86-60365-01	TIE ROD, IDLER ADJUSTING	1
18	50-60156-01	PULLEY ASSY, IDLER, INCLUDES:	2
19	04-60008-19	BEARING	2
20	48-60173-00	SPACER, CS IDLER, 16.5ID 25OD 8.8THK	1
21	34-00873-80	SCREW, CAP HXHD, M10 X 80MM LG	1
22	34-01184-60	NUT, LOCK, M10 NYLOCK	1
23	34-00945-10	WASHER, LOCK, 10MM	1
24	48-60010-03	SPACER, RS IDLER, 40MM OD X 38.8THK	1
25	34-01256-120	SCREW,CAP HXHD M10 X 120MM	1
26	50-60198-14	V-BELT, A SECTION, ALTERNATOR	1
27	68-61741-00	BRACKET, ALTERNATOR STRAP	1
28	34-01184-56	NUT, LOCK, M6 NYLOCK	1
29	34-01152-40	SCREW, CAP HXHD M6 X 40MM (1.575)	1
30	34-01249-20	SPACER, ALTERNATOR STRAP	2
31	22-01528-00	CABLE ASSY, GROUND	2



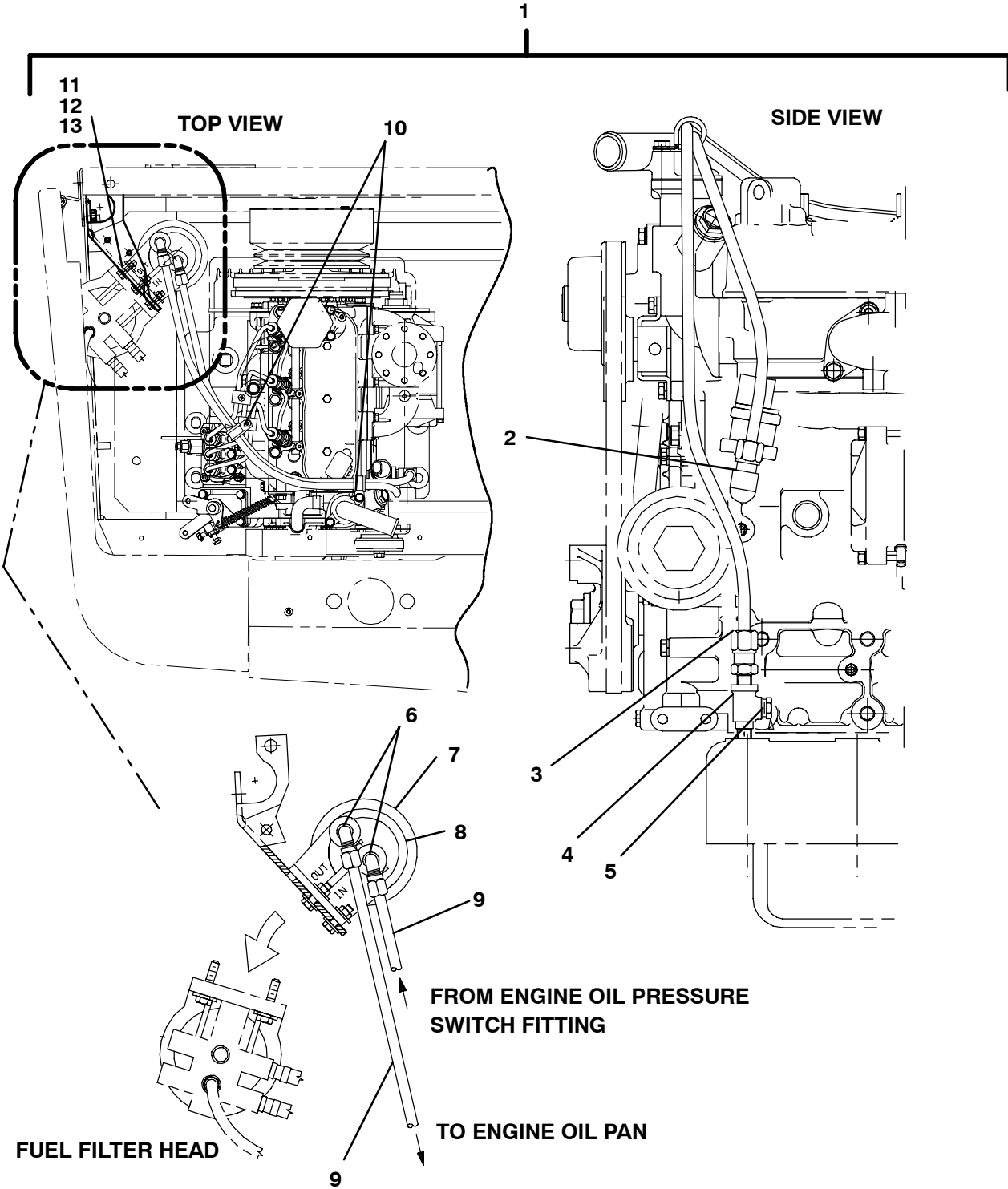
12 OIL SYSTEM  
12.1 STANDARD OIL SYSTEM



**12.1 STANDARD OIL SYSTEM**

<b>Item</b>	<b>Part Number</b>	<b>Description</b>	<b>Qty</b>
1	12-00592-00	SWITCH, OIL PRESSURE	1
2	40-60000-00	TEE, STREET, 1/8FPT X FPT X MBPT BRASS	2
3	40-00123-01	PLUG, PIPE, 1/8 NPT	1
4	58-00858-00	TUBE,SLIT, CORRUGATED, 1/4"ID (SOLD IN 25 FT ROLL)	A/R
5	941172	FILTER, OIL, MAIN	1
6	79-60519-02	TUBE ASSY, DIPSTICK	1
7	48-60339-01	FITTING, DIPSTICK/OIL PAN, 1/2-14	1
8	30-60043-00	DIPSTICK, OIL	1
9	76-60802-04	OIL DRAIN EXTENSION KIT, 1 METER LONG	1
	76-60802-05	OIL DRAIN EXTENSION KIT, 2 METER LONG	

12.2 OIL BYPASS FILTER KIT

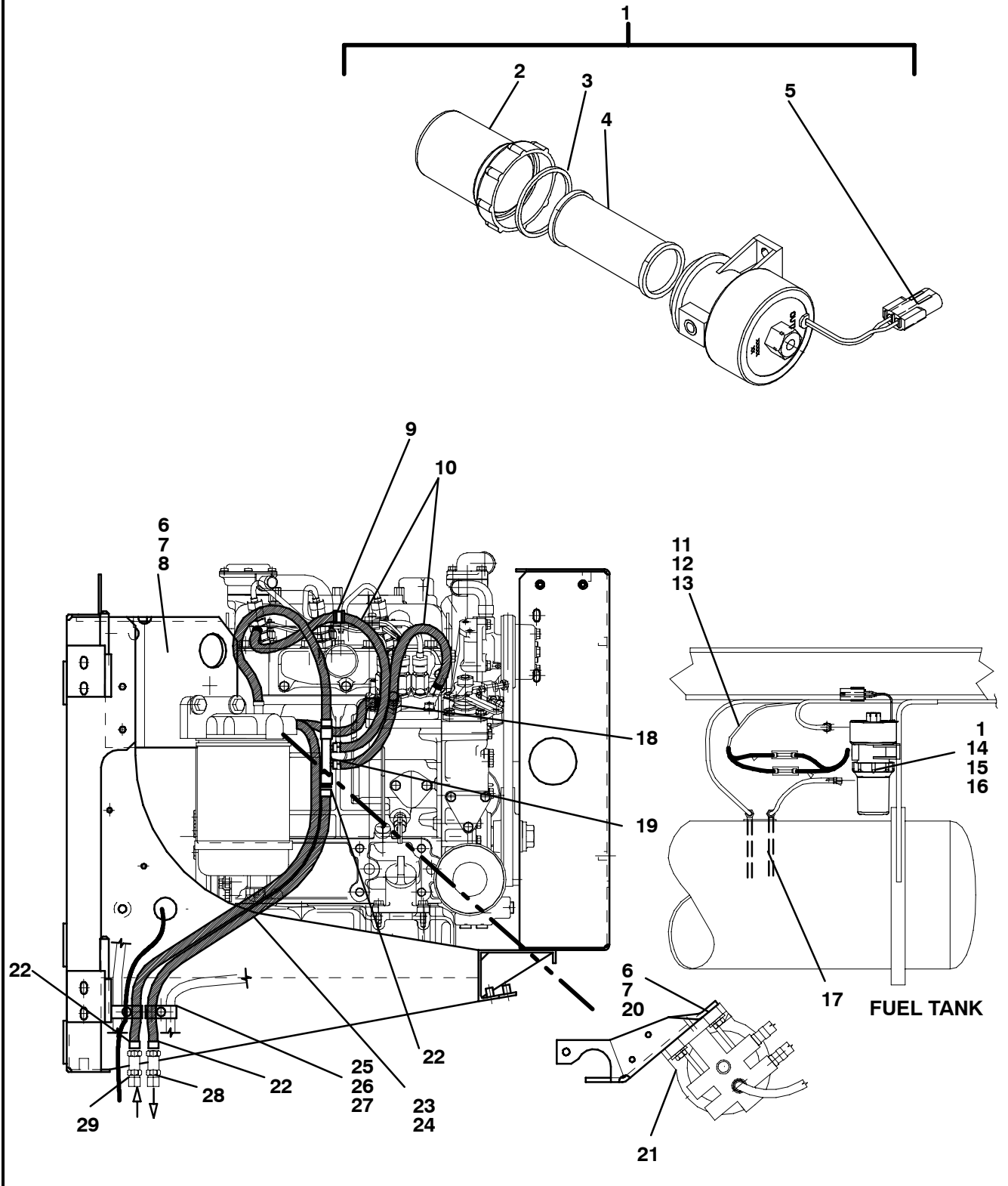


**12.2 OIL BYPASS FILTER KIT**

<b>Item</b>	<b>Part Number</b>	<b>Description</b>	<b>Qty</b>
1	76-60800-01	OIL BYPASS FILTER KIT - INCLUDES:	1
2	40-00342-02	ELBOW, MALE, 3/8 TUBE X 1/8 NPTE	1
3	40-00343-07	CONNECTOR, MALE 3/8 TUBE X 1/8 NPT	1
4	40-60000-00	TEE, STREET, 1/8FPT X FPT X MBPT	2
5	40-00123-01	PLUG, PIPE, 1/8 NPT	1
6	40-00342-03	ELBOW, MALE, 1/4 NPT X 3/8 TUBE	2
7	30-00304-00	FILTER, OIL, BYPASS	1
8	30-00325-00	HEAD, OIL FILTER	1
9	58-00508-99	TUBE, NYLON, OIL, 3/8" (SOLD IN 50 FT ROLLS)	A/R
10	34-00373-07	CLAMP, TUBE, 5/8" DIA CUSHION	2
11	34-00967-25	SCREW, CAP HXHD, M6 X 25 MM	3
12	34-01184-56	NUT, LOCK M6	3
13	34-60002-06	WASHER, M6 BELLEVILLE	6

# 13 FUEL PUMP AND FILTER

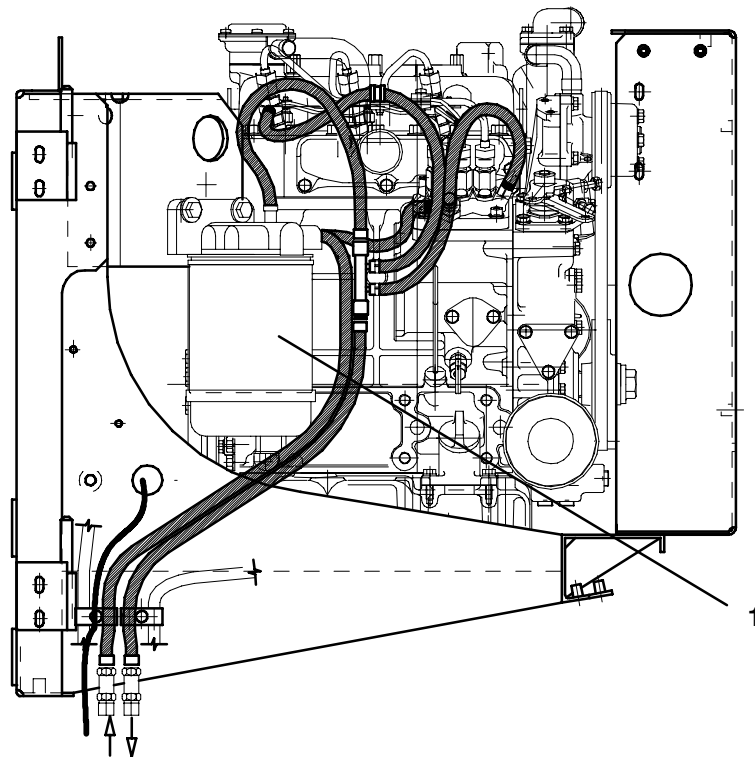
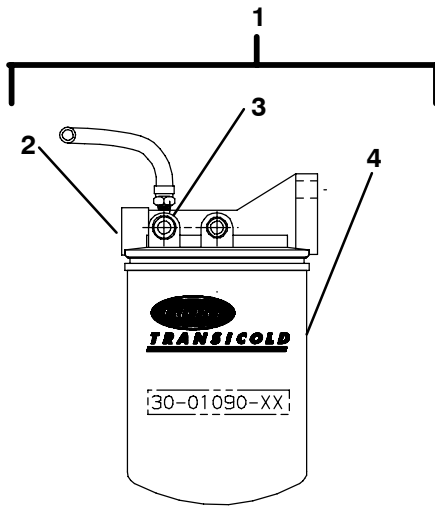
## 13.1 FUEL FILTER WITH AND WITHOUT HEATER



**13.1 FUEL PUMP AND FILTER - FOR UNITS WITH AND WITHOUT HEATER**

1	30-01108-01SV	PUMP, FUEL, ELECTRIC - INCLUDES:	1
2	30-01108-23	BOWL, FUEL PUMP	1
3	30-01108-22	GASKET, FUEL BOWL	1
4	30-01108-20	FILTER, FUEL PUMP, 70 MICRON	1
5	22-02392-00SV	CONNECTOR, 2 WIRE (MATES W/ 22-01585-00SV)	1
6	34-00876-30	SCREW, CAP HEXHEAD, M8 X 30MM (1.18)	5
7	34-60002-08	WASHER, M8 BELLEVILLE	5
8	86-60066-03	BRACKET, FILTER HEAD/UNIT LIFTING	1
9	34-00373-03	CLAMP, TUBE, 0.38 DIA., CUSHION	1
10	58-00659-00	HOSE, 3/16 ID FUEL (SOLD IN 25 FT ROLLS)	A/R
11	22-60287-02	HARNESS, FUEL PUMP - INCLUDES:	1
12	22-01585-00SV	CONNECTOR, 2 WIRE, FEMALE (MATES W/ 22-02392-00SV)	1
13	22-50078-64SV	CONNECTOR, 1 WIRE, MALE (MATES W/ 22-50078-63SV)	1
14	34-01184-56	NUT, LOCK, M6, NYLOCK	2
15	34-60002-05	WASHER, M5 BELLEVILLE	2
16	34-01266-20	BOLT, 6 X 20MM	2
17	76-00547-00	FUEL TANK PICKUP TUBE KIT (IN TANK)	1
18	40-60064-00	FITTING, FUEL INLET	1
19	40-60073-00	FITTING, FOUR WAY, FUEL	1
20	34-06051-107	RIVNUT, M8	2
21	30-01098-14	FILTER ASSY, FUEL - WITHOUT HEAT SEE <b>SECTION 13.2</b>	1
22	44-00293-08	CLAMP, HOSE, STEPLESS, 1/2 EAR	3
23	58-04184-00	HOSE, FUEL 1/4 ID (SOLD IN 50 FT ROLLS)	A/R
24	58-01333-08	SLEEVE, FLEXGUARD, 1/2" ID X 10 FEET LONG	A/R
25	34-00967-35	SCREW, CAP HEXHEAD, M6 X 35MM (1.181)	1
26	34-60002-06	WASHER, M6 BELLEVILLE	1
27	44-01143-03	CLAMP, TUBE, 1/2 OD X 1/2 OD	1
28	40-01174-02	FITTING, FUEL HOSE, 3/16" I.D.	1
29	40-01170-02	FITTING, FUEL HOSE, 1/4" I.D.	1

### 13.2 FUEL FILTER WITHOUT HEATER

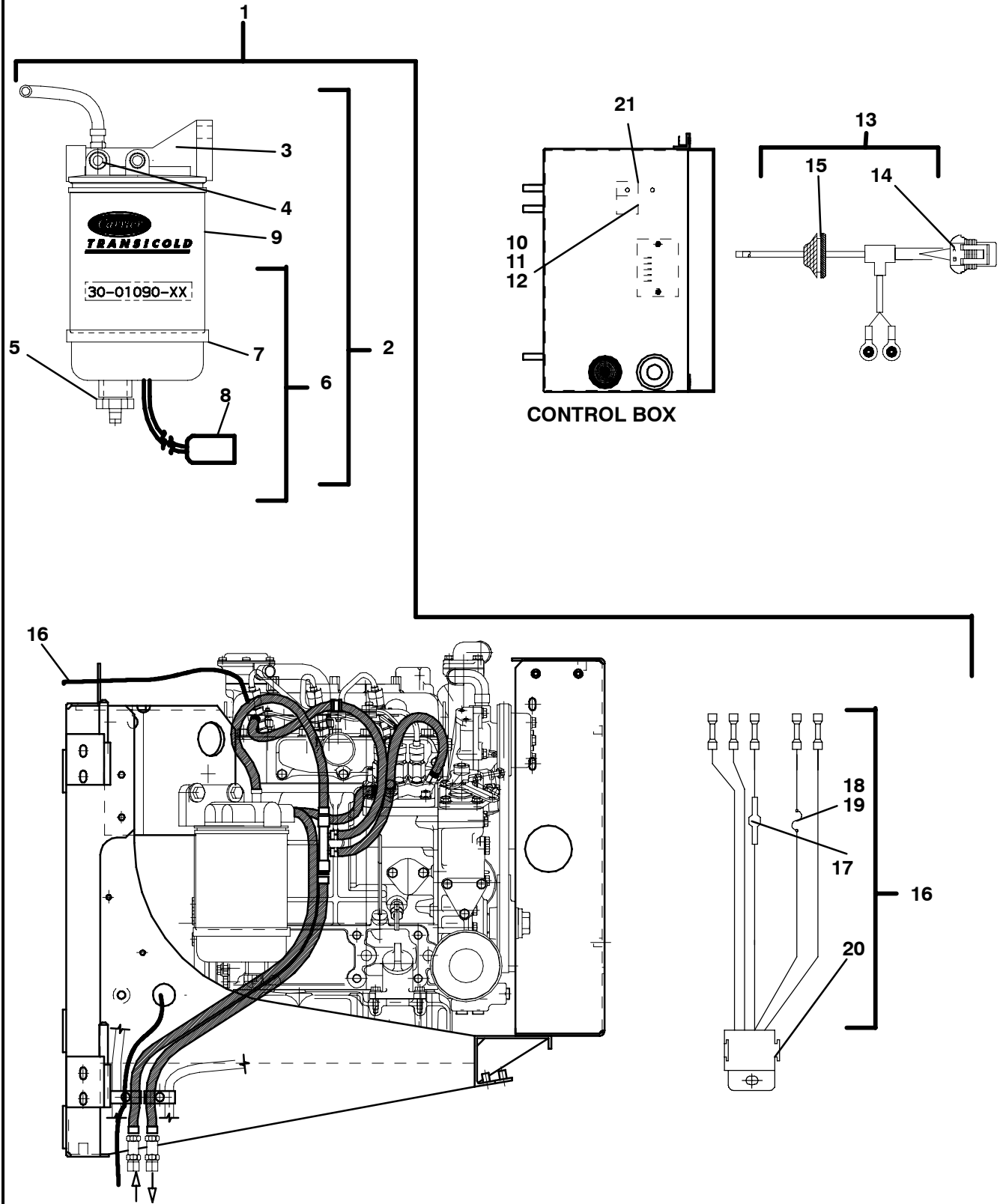


**13.1 FUEL FILTER WITHOUT HEATER**

1	30-01098-14	FILTER ASSY, FUEL - WITHOUT HEAT - INCLUDES:	1
2	30-01090-43	HEAD, FUEL, WITH FITTINGS - INCLUDES:	1
3	30-01098-40	FITTING, BLEED, W/ .023 ORIFICE	1
4	30-01090-05	FILTER, FUEL	1



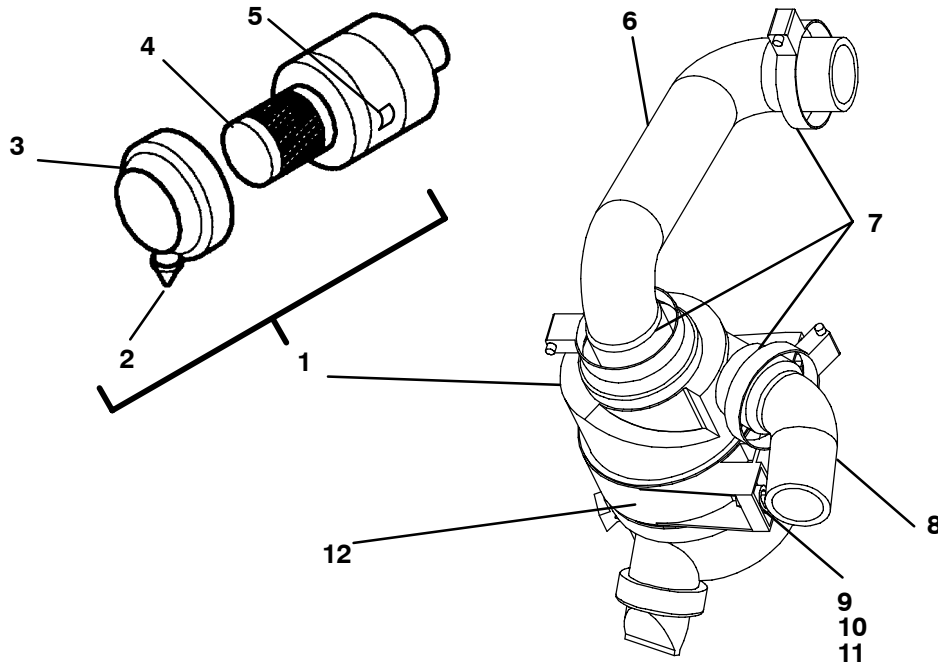
### 13.3 FUEL FILTER WITH HEATER



**13.1 FUEL FILTER WITH HEATER**

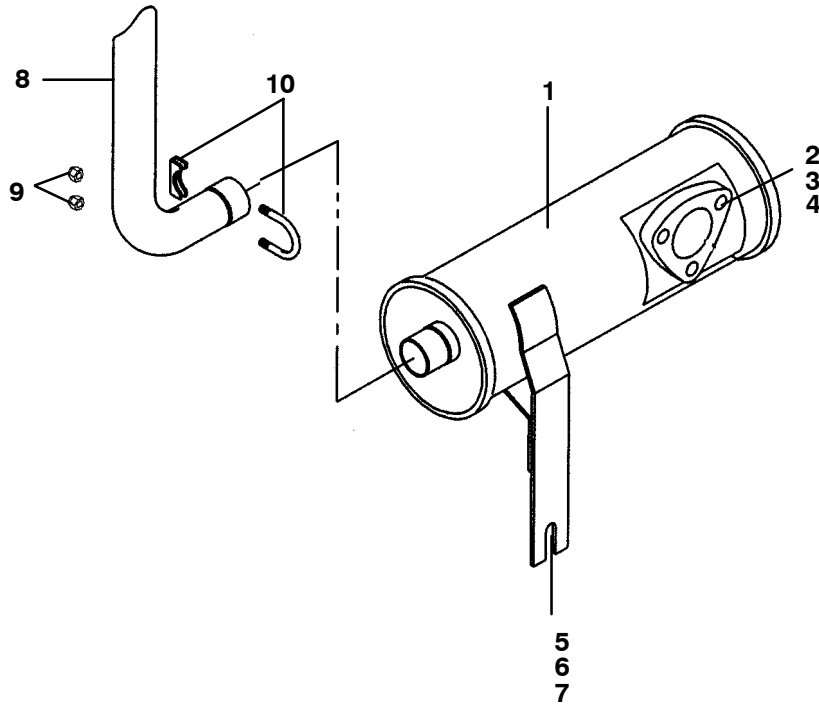
1	76-60808-03	KIT, FUEL WARMER - INCLUDES:	1
2	30-01098-09	FILTER ASSEMBLY, FUEL - INCLUDES:	1
3	30-01098-43	HEAD, FUEL, WITH FITTINGS	1
4	30-01098-40	FITTING, BLEED, W/ .023 ORIFICE	1
5	30-01098-27	PLUG, DRAIN	1
6	30-01098-37	BOWL, FUEL - INCLUDES:	1
7	30-01098-30	O-RING, HEATER	1
8	22-50078-01SV	CONNECTOR ASSY, 2 PIN (MATES W/ 22-50078-02SV)	1
9	30-01079-01	FILTER ELEMENT, FUEL, BOWL TYPE	1
10	10-00286-07	RELAY, SPDT, W/DIODE - UNITS W/FUEL HEATER	1
11	10-00302-00	RECEPTACLE, RELAY	1
12	34-01184-55	NUT, LOCK, M5, NYLOCK	1
13	22-60355-03	HARNESS, FUEL HEATER - INCLUDES:	1
14	22-50078-02SV	CONNECTOR ASSY, 2 PIN (MATES W/ 22-50078-01SV)	1
15	22-60242-03	GROMMET, TAP	1
16	22-02832-00	HARNESS, FUEL HEATER ADDING - INCLUDES:	1
17	10-01021-00	DIODE, 6 AMP	1
18	22-02336-27	FUSE, 30 AMP	1
19	22-60195-00	FUSE HOLDER	1
20	10-00302-00	RECEPTACLE, RELAY	1
21	22-02336-05	FUSE, 25 AMP	1

**14 AIR CLEANER**



Item	Part Number	Description	Qty
1	30-60075-00	AIR CLEANER ASSY - INCLUDES :	1
2	30-60075-22	KAZOO, AIR FILTER	1
3	30-60075-21	COVER, AIR FILTER	1
4	30-60049-20P12	AIR FILTER ELEMENT (CASE OF 12)	1
5	30-00430-21	SPRING CLIP, AIR FILTER	2
6	58-60313-00	HOSE, AIR, UPPER, 40 MM ID	1
7	44-00045-04	CLAMP, HOSE, 1.81-2.50 WORM TYPE	3
8	58-60314-00	HOSE, AIR, LOWER, 44 MM ID	1
9	34-00876-20	SCREW, HEXHEAD, M8 X 20MM	2
10	34-60002-08	WASHER, M8 BELLEVILLE	2
11	34-06051-107	RIVNUT, M8	2
12	30-60074-01	CLAMP ASSY, AIR CLEANER	1

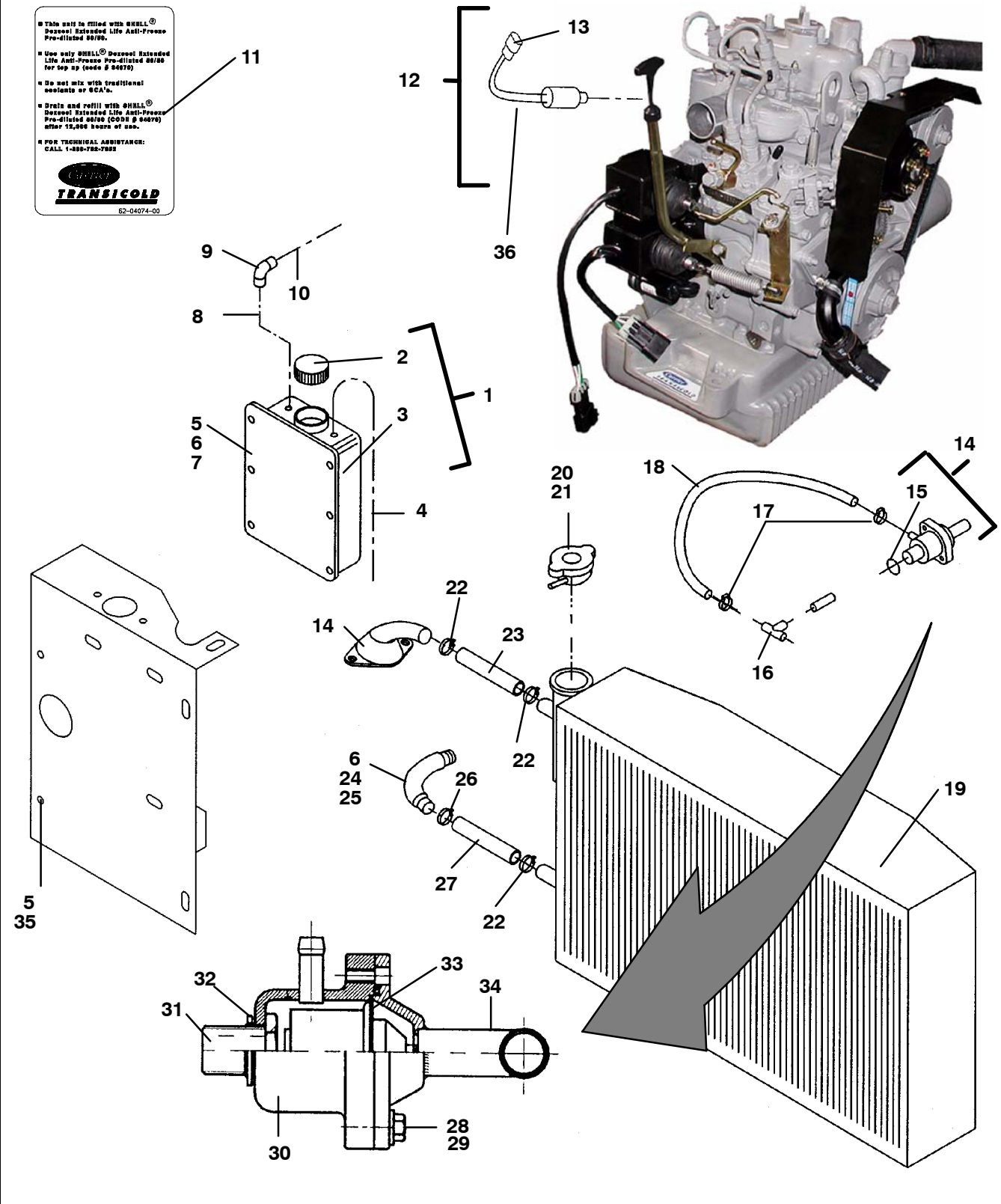
**15 EXHAUST SYSTEM**



Item	Part Number	Description	Qty
1	30-01084-01	MUFFLER, EXHAUST, STANDARD	1
	30-60022-01	MUFFLER, EXHAUST, LOW NOISE	
2	34-00876-20	SCREW,CAP HXHD M8 X 20MM (0.79)	4
	34-60087-20	SCREW,CAP SKTHD M8 X 20MM (LOW NOISE UNITS ONLY)	
3	34-60002-08	WASHER, M8, BELLEVILLE	A/R
4	25-34982-00	GASKET, EXHAUST	1
5	34-00876-25	SCREW, CAP HXHD M8 X 25MM	2
6	34-01184-58	NUT, LOCK M8, NYLOCK	2
7	34-60002-08	WASHER, M8, BELLEVILLE	4
8	30-60018-00SV	EXHAUST PIPE - INCLUDES:	1
9	34-60090-08	NUT, SELF LOCK M8 HIGH TEMPERATURE	3
10	30-01052-03	CLAMP, EXHAUST, 3/8"-16 X 1-1/2" DIA	1

# 16 COOLANT KIT

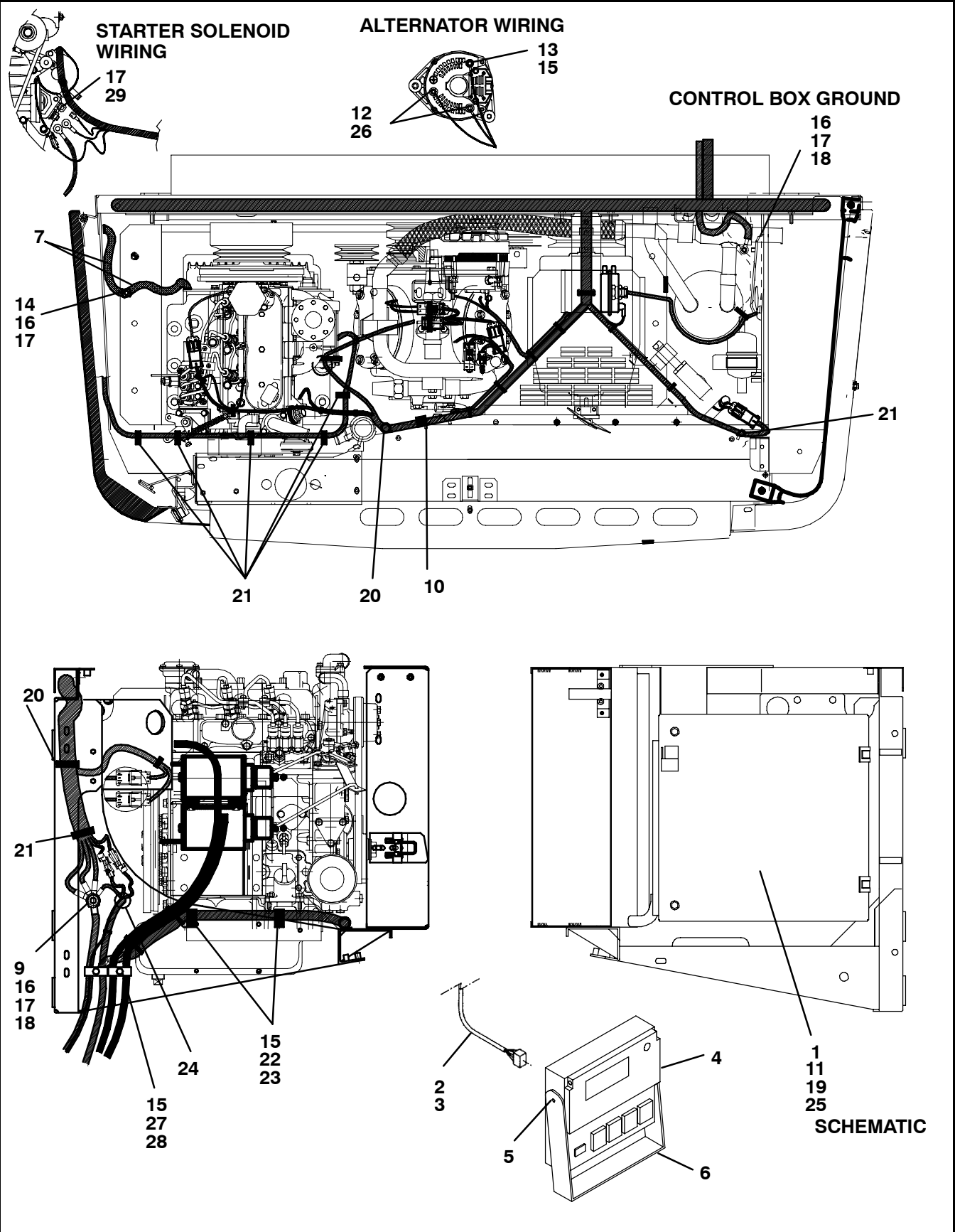
\* This unit is filled with **SHLL®**  
 Dezevel Extended Life Anti-Freeze  
 Pre-diluted 50/50.  
 \* Use only **SHLL®** Dezevel Extended  
 Life Anti-Freeze Pre-diluted 50/50  
 for top up (code # 54679)  
 \* Do not mix with traditional  
 coolant or GCA's.  
 \* Drain and refill with **SHLL®**  
 Dezevel Extended Life Anti-Freeze  
 Pre-diluted 50/50 (code # 54679)  
 after 12,000 hours of use.  
 \* FOR TECHNICAL ASSISTANCE:  
 CALL 1-800-782-7822



**16 COOLANT KIT**

Item	Part Number	Description	Qty
1	76-00382-00	COOLANT RECOVERY KIT, INCLUDES:	1
2	58-00743-00	CAP, COOLANT BOTTLE	1
3	NSS	BOTTLE, COOLANT RECOVERY	1
4	22-00398-00	TUBE, 1/8" ID, CLEAR (SOLD IN 25 FOOT ROLLS)	A/R
5	34-01266-20	SCREW, HXHD, M6 X 20MM SLTD	10
6	34-01184-56	NUT, LOCK, M6 NYLOCK	6
7	34-60002-06	WASHER, M6 BELLEVILLE	8
8	22-01049-00	TUBE, VINYL, 5/16" ID (SOLD IN 25 FOOT ROLLS)	A/R
9	58-60094-00	ELBOW, BARBED	1
10	58-00658-00	HOSE, FUEL, 5/16 ID (SOLD IN 50 FOOT ROLLS)	A/R
11	62-04074-00	DECAL, EXTENDED LIFE	1
12	12-01145-03	THERMISTOR, WATER TEMP. <b>(WATER HEAT ONLY)</b> - INCLUDES:	1
13	22-50078-02SV	CONNECTOR, 2 WAYS ( MATES WITH 22-50078-01SV )	1
14	25-36675-01	THERMOSTAT KIT, COOLANT, <b>(WATER HEAT UNITS ONLY)</b> , INCLUDES:	1
15	25-36676-00	GASKET, THERMOSTAT HOUSING <b>(WATER HEAT ONLY)</b>	1
16	56-60557-00	TEE, COOLANT, BARBED, 10 X 10 X 8MM <b>(WATER HEAT ONLY)</b>	1
17	44-00293-12	CLAMP, STEPLESS EAR, 23/32 DIA <b>(WATER HEAT ONLY)</b>	2
18	58-01337-00	HOSE, 3/8" I.D. <b>(WATER HEAT ONLY)</b> (SOLD PER FOOT)	A/R
19	08-60086-05	COIL, CONDENSER / RADIATOR, INCLUDES:	1
20	30-00397-00	CAP, RADIATOR - INCLUDES:	1
21	42-60042-00	GASKET	1
22	44-00045-03	CLAMP, HOSE, .88-1.75 WORM TYPE	4
23	58-60344-00	HOSE, COOLANT, UPPER, 25MM OD	A/R
24	56-03642-00	TUBE, ENGINE WATER	1
	56-60658-00	TUBE ASSY, ENGINE WATER <b>(WATER HEAT ONLY)</b>	1
25	34-00373-09	CLAMP, TUBE, .75 DIA CUSHION	1
26	44-00293-10	CLAMP, STEPLESS EAR, 5/8 DIA	3
27	58-60039-21	HOSE, COOLANT, LOWER, 33MM OD	A/R
28	34-60000-16	SCREW, MACH HXHD M5 X 16MM L <b>(WATER HEAT ONLY)</b>	2
29	34-60095-27	WASHER, LOCK, M6 <b>(WATER HEAT UNITS ONLY)</b>	2
30	40-60018-00	HOUSING, THERMOSTAT <b>(WATER HEAT ONLY)</b>	1
31	34-60030-00	SCREW, HOLLOW, 3/8-19 UNC <b>(WATER HEAT ONLY)</b>	1
32	42-60025-00	SEAL, BONDED, T' STAT LOWER HOUSING <b>(WATER HEAT ONLY)</b>	1
33	42-00243-24	O-RING, T' STAT HOUSING, 1.58 ID X 1.74 OD <b>(WATER HEAT ONLY)</b>	1
34	48-60019-00	COVER, THERMOSTAT <b>(WATER HEAT ONLY)</b>	1
35	86-60872-00	BRACKET, FILTER/COOLANT BOTTLE	1
36	58-00858-00	TUBE, SLIT, 1/4" ID ( SOLD IN 25 FOOT ROLLS)	A/R

**17 ELECTRICAL**  
**17.1 ELECTRICAL**

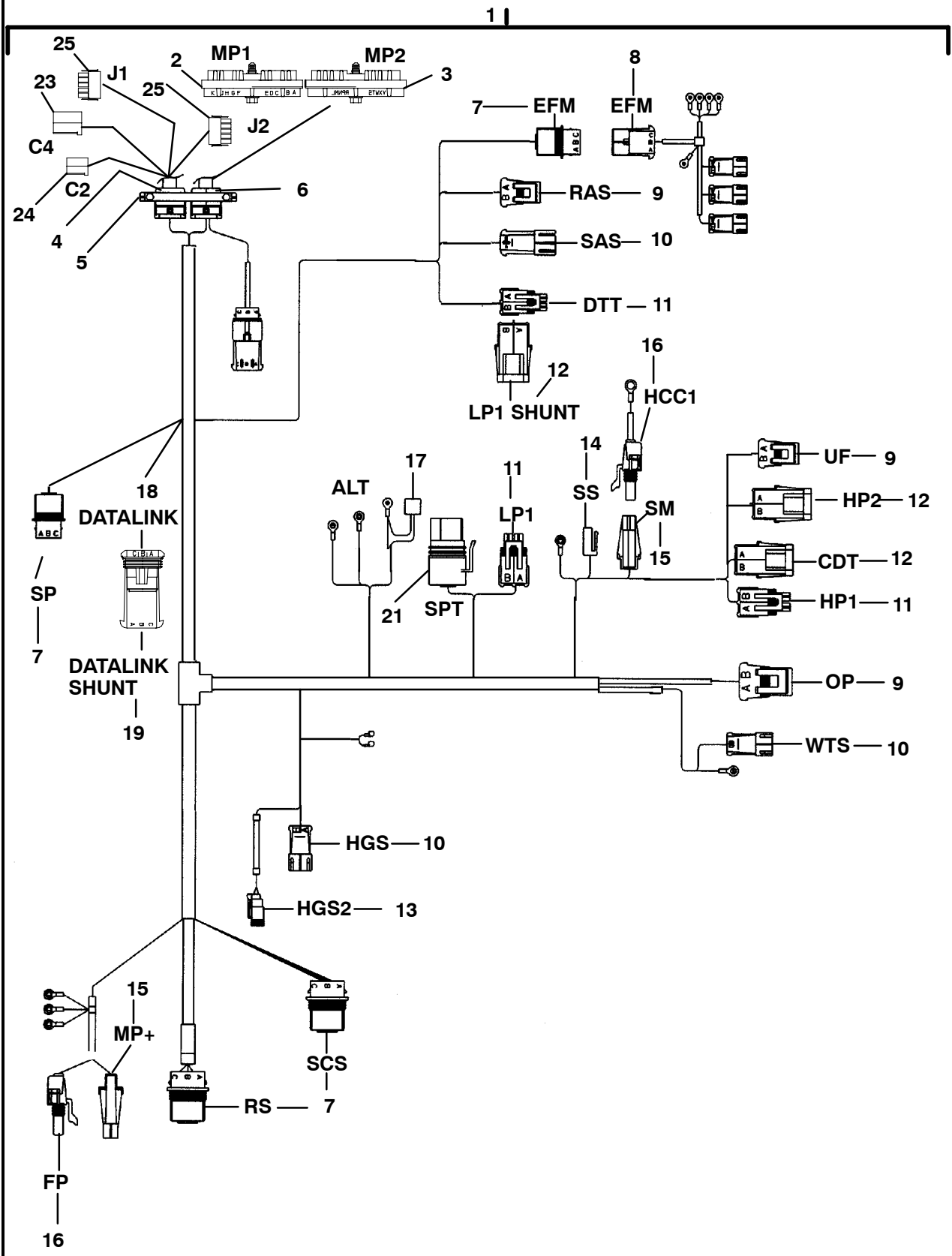


**17.1 ELECTRICAL**

Item	Part Number	Description	Qty
1	91-01158-22	CONTROL BOX ASSY, NO STANDBY <b>SEE SECTION 17.4</b>	1
	91-01158-23	CONTROL BOX ASSY, 230/3/60 <b>SEE SECTION 17.4</b>	
	91-01158-61	CONTROL BOX ASSY, 230/3/60 <b>ELEC/WATER HEAT SEE SECTION 17.4</b>	
	91-01158-25	CONTROL BOX ASSY, 460/3/60 <b>SEE SECTION 17.4</b>	
	91-01158-63	CONTROL BOX ASSY, 460/3/60, ELEC/WATER HEAT <b>SEE SECTION 17.4</b>	
2	22-60664-03	CABLE ASSY, CAB COMMAND, 10M (33 FT) - INCLUDES:	1
	22-60664-01	CABLE ASSY, CAB COMMAND, 18M (59 FT) - INCLUDES:	
	22-60664-02	CABLE ASSY, CAB COMMAND, 13M (43 FT) - INCLUDES:	
3	22-60664-10	CABLE ASSY, CAB COMMAND, SERVICE (FROM CAB COMMAND TO MAIN CABLE)	1
4	12-00325-02	CAB COMMAND, MICRO CONTROL	1
5	34-60005-00	SCREW, THUMB (P02)	2
6	68-60059-02	BRACKET, CAB COMMAND	1
7	22-01528-00	CABLE ASSY, GROUND, BRAIDED	2
8	22-00819-02	TERMINAL, BATTERY CABLE, # 2 X 3/8" STUD (P02)	2
9	34-01153-35	SCREW,CAP HXHD M8 X 35MM (1.378)	1
10	34-01152-20	SCREW,CAP HXHD M6 X 20MM (.787)	4
11	34-01184-58	NUT, LOCK, M8 NYLOCK	3
12	34-01184-05	NUT, LOCK, M5 NYLOCK	2
13	34-00946-56	NUT, HEX, M6	1
14	34-01153-20	SCREW, CAP HXHD M8 X 20MM	1
15	34-60095-27	WASHER, LOCK, M6	5
16	34-60096-09	WASHER, LOCK, M8	4
17	34-60002-08	WASHER, M8 BELLEVILLE	5
18	34-00946-58	NUT, HEX, M8	2
19	34-00366-12	WASHER, PLAIN, 5/16"	3
20	44-01139-01	CLAMP, CABLE, 1.00 DIA HARNESS	2
21	44-01139-02	CLAMP, CABLE, .750 DIA HARNESS	7
22	34-00373-03	CLAMP, TUBE, .38 DIA CUSHION	2
23	34-01152-35	SCREW, CAP HXHD, M6 X 35MM	2
24	58-00065-51	GROMMET, 7/8 I.D.	1
25	62-60273-02	LAMINATION, SCHEMATIC, EWHS	1
26	34-00372-122	WASHER, LOCK, M6 EXT TOOTH	2
27	34-01152-50	SCREW, CAP HXHD, M6 X 50MM	1
28	44-01143-03	CLAMP, DOUBLE TUBE, 1/2"& 1/2"	1
29	34-60201-03	NUT, HEX, M8	1



# 17.2 ELECTRICAL - ENGINE HARNESS

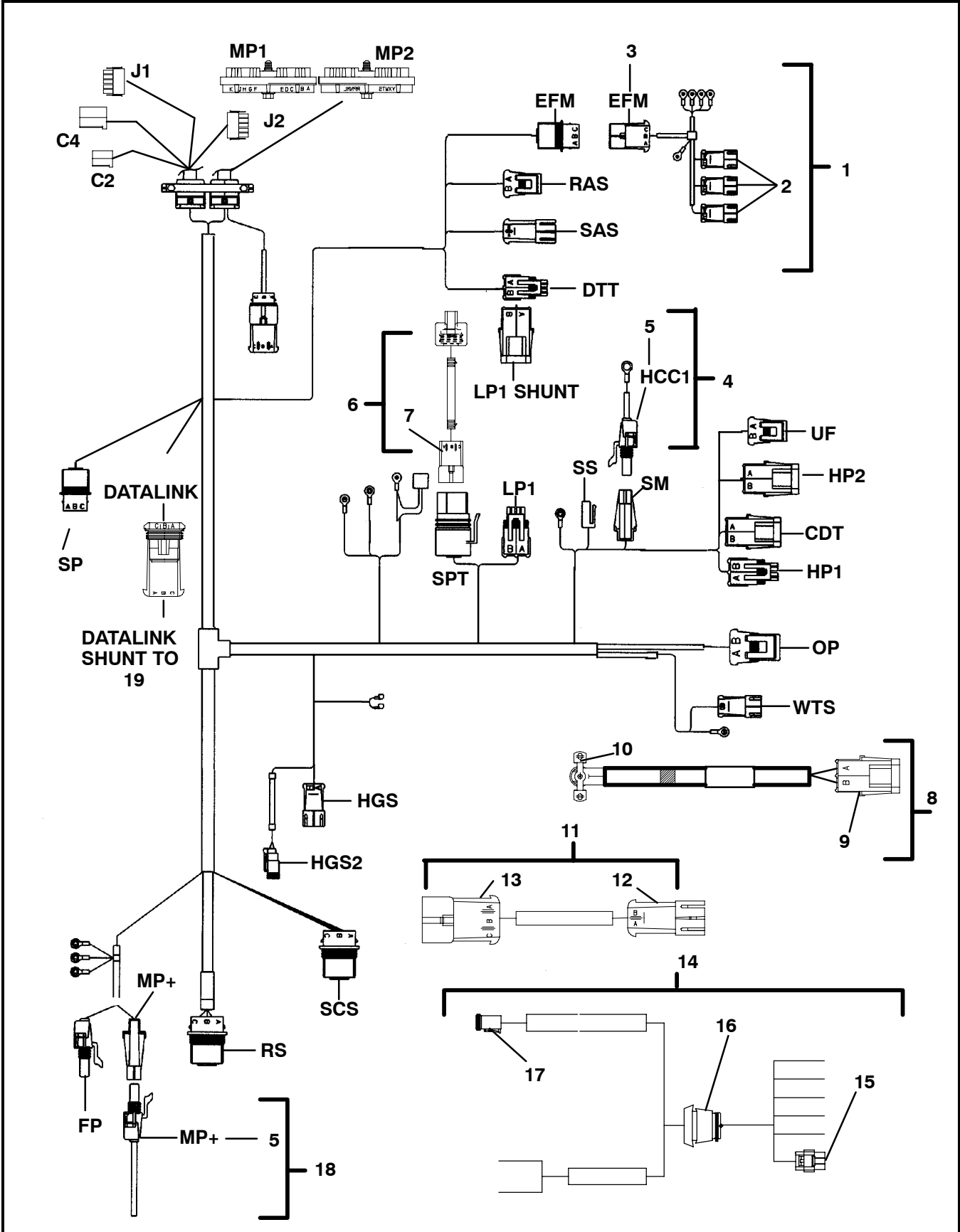


**17.2 ELECTRICAL - ENGINE HARNESS**

<b>Item</b>	<b>Part Number</b>	<b>Description</b>	<b>Qty</b>
1	22-02828-00	HARNESS, ENGINE - INCLUDES:	1
2	22-01605-00SV	CONNECTOR, 30 WIRE, FEMALE <b>MP1</b> (MATES W/ MICRO)	1
3	22-01605-01SV	CONNECTOR, 30 WIRE, FEMALE <b>MP2</b> (MATES W/ MICRO)	1
4	58-60416-23	GROMMET, 16MM I.D.	1
5	58-60416-00	GROMMET BRACKET	1
6	58-60416-29	GROMMET, 22MM I.D.	1
7	22-50078-05SV	CONNECTOR 3 WIRE, FEMALE <b>SP EFM SCS RS</b> (MATES W/ 22-50078-08SV )	4
8	22-50078-08SV	CONN. 3 WIRE, MALE " <b>SP SHUNT</b> " (MATES W/ 22-50078-05SV )	1
9	22-50078-02SV	CONNECTOR, 2 WIRE, FEMALE <b>RAS OP UF</b> (MATES W/ 22-50078-01SV)	3
10	22-50078-01SV	CONNECTOR, 2 WIRE, MALE <b>SAS HGS WTS</b> (MATES W/ 22-50078-02SV)	3
11	22-01585-00SV	CONNECTOR, 2 WIRE, FEMALE <b>DTT HP1 LP1</b> (MATES W/ 22-02392-00SV)	3
12	22-02392-00SV	CONNECTOR, 2 WIRE, MALE <b>CDT, HP2, LP1 SHUNT</b> (MATES W/ 22-01585-00SV)	3
13	22-01613-02SK	CONNECTOR 2 WAYS ( MATES WITH 22-01613-00SK ) <b>HGS2</b>	1
14	22-50098-06SV	CONNECTOR, 1 WIRE, FEMALE <b>SS</b> ( MATES W/ 22-50098-05SV)	1
15	22-50078-64SV	CONNECTOR, 1 WIRE, MALE <b>SM MP+</b> ( MATES W/ 22-50078-63SV)	2
16	22-50078-63SV	CONNECTOR, 1 WIRE, FEMALE <b>FP</b> (MATES W/ 22-50078-64SV)	1
17	12-60004-00	DIODE/RESISTOR MODULE, ALTERNATOR <b>ALT</b>	1
18	22-50078-28	CONNECTOR, 6 WIRE, FEMALE <b>DATALINK</b> (MATES W/ 22-50078-29SV)	1
19	22-50078-29SV	CONNECTOR, 6 WIRE, MALE <b>DATALINK SHUNT</b> (MATES W/ 22-50078-28)	1
20	10-00302-00	RECEPTACLE, RELAY <b>SUFR</b> (USE 22-50098-03A TERMINAL)	1
21	22-50098-59	CONNECTOR, 3 WIRE, FEMALE <b>SPT</b> (MATES W/ 22-50098-60)	1
22	22-60254-06	CONNECTOR, 3 WIRE, MALE <b>C3</b> (MATES W/ 22-60254-07)	1
23	22-60254-09	CONNECTOR, 4 WIRE, FEMALE <b>C4</b> (MATES W/ 22-60254-08)	1
24	22-60254-04	CONNECTOR, 2 WIRE, MALE <b>C2</b> (MATES W/ 22-60254-05)	1
25	22-60300-12	CONNECTOR, 15 WIRE, MALE <b>J1, J2</b> (MATES W/ 22-60300-13)	2

**NOTE: FOR AUXILIARY HARNESSES CONNECTING TO ENGINE HARNESS, SEE SECTION 17.3**

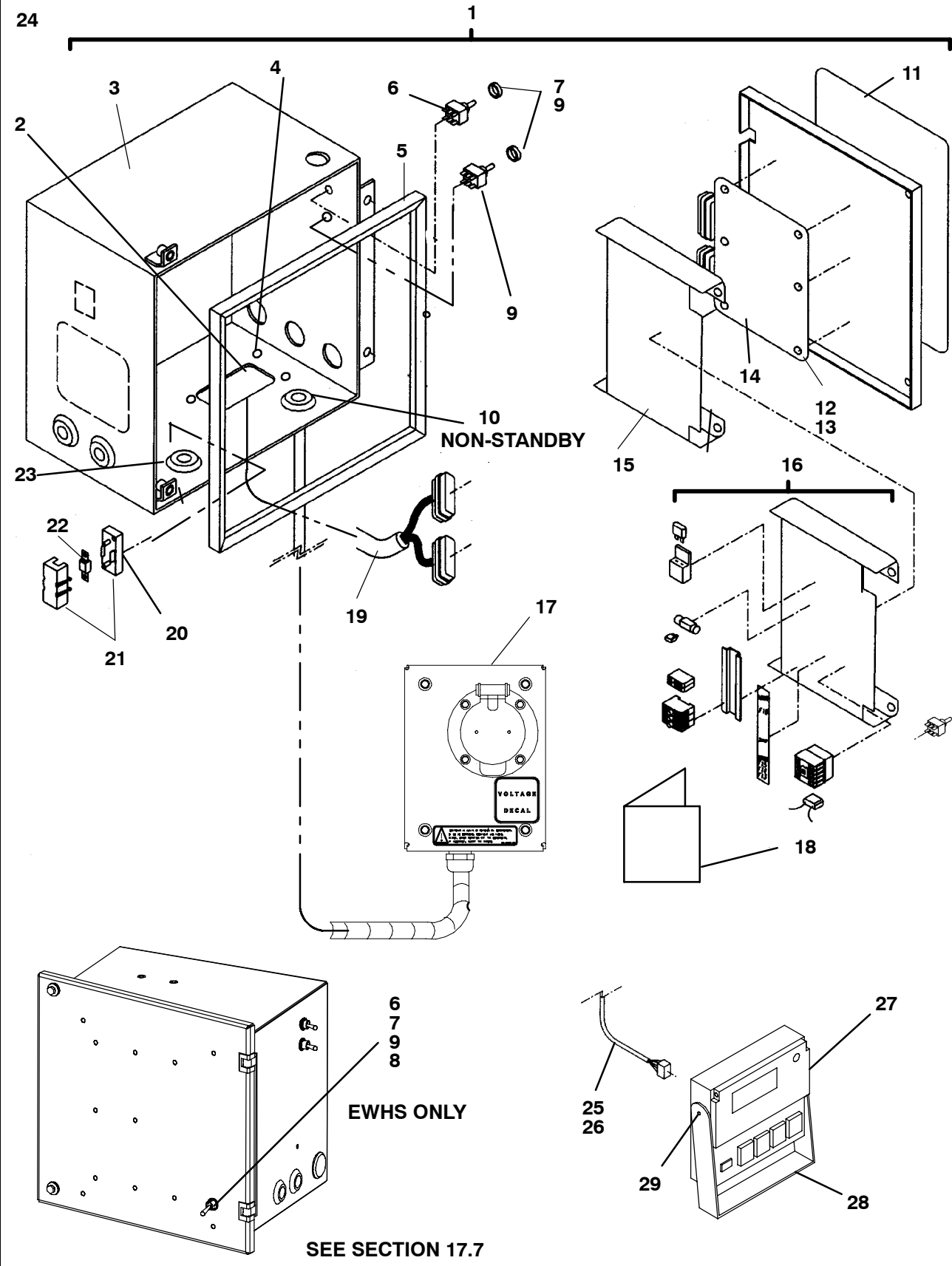
17.3 ELECTRICAL - MISC. HARNESSES



**17.3 ELECTRICAL - MISC. HARNESSSES**

<b>Item</b>	<b>Part Number</b>	<b>Description</b>	<b>Qty</b>
1	22-60001-00	HARNESS, EVAPORATOR FAN - INCLUDES:	1
2	22-50078-01SV	CONNECTOR, 2 WIRE, MALE <b>EFM1, EFM2, EFM3</b> (MATES W/ 22-50078-02SV)	3
3	22-50078-08SV	CONN. 3 WIRE, MALE <b>SP SHUNT</b> (MATES W/ 22-50078-05SV )	1
4	22-60030-00	HARNESS, INFO START - INCLUDES:	1
5	22-50078-63SV	CONNECTOR, 1 SOCKET, FEMALE (MATES W/ 22-50078-64SV)	1
6	22-04036-00	HARNESS, SUCTION PRESSURE TRANSDUCER (SPT) PATCH CABLE - INCLUDES:	1
7	22-50098-60	CONNECTOR, 3 WIRE, (MATES WITH 22-50098-59)	1
8	22-60116-05	HARNESS, DEFROST KLIXON, INCLUDES:	1
9	22-02392-00SV	CONNECTOR, 2 WIRE (MATES W/ 22-01585-00SV)	1
10	12-00256-25	THERMOSTAT, DEFROST (KLIXON)	1
11	22-60358-00	HARNESS, ADAPTER, HARNESS TO SOLENOID INCLUDES:	2
12	22-50078-01SV	CONNECTOR, 2 WIRE EFM1, EFM2, EFM3 (MATES W/ 22-50078-02SV)	1
13	22-50078-08SV	CONNECTOR, 3 WIRE (MATES W/ 22-50078-05SV)	1
14	22-60506-00	HARNESS, SUPPLEMENTAL HEAT (EWHS), INCLUDES:	1
15	22-60300-00	CONNECTOR, 3 WIRE <b>C4</b> (MATES W/ 22-60300-01)	1
16	58-60298-03	GROMMET	1
17	22-01613-18	CONNECTOR, 6 WIRE, <b>HEATERS</b> (USE 22-01613-19 SEC. LOCK, 22-01613-20 TERMINALS)	1
18	22-60353-00	HARNESS, + MICRO - INCLUDES:	1
5	22-50078-63SV	CONNECTOR 1 WAY <b>MP+</b> ( MATES WITH 22-50078-64SV )	1
19	22-02825-00	HARNESS, DATALINK <b>SEE SECTION 19.1</b>	1

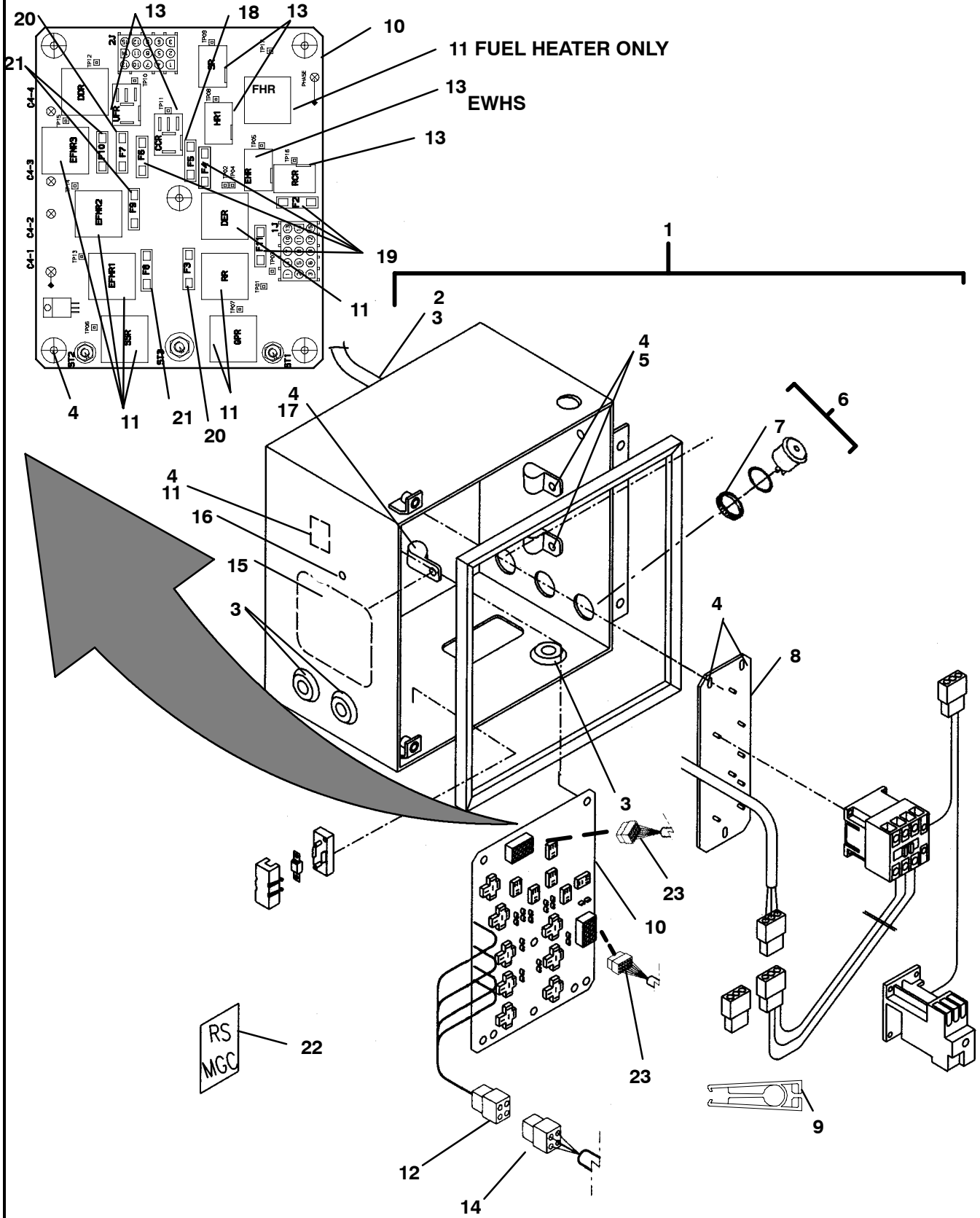
**17.4 ELECTRICAL - CONTROL BOX**



## 17.4 ELECTRICAL - CONTROL BOX

Item	Part Number	Description	Qty
1	91-01158-22	CONTROL BOX ASSY, NO STANDBY - INCLUDES:	1
	91-01158-23	CONTROL BOX ASSY, 230/3/60 - INCLUDES:	1
	91-01158-61	CONTROL BOX ASSY, 230/3/60, ELEC/WATER HEAT - INCLUDES:	1
	91-01158-25	CONTROL BOX ASSY, 460/3/60 - INCLUDES:	1
	91-01158-63	CONTROL BOX ASSY, 460/3/60, ELEC/WATER HEAT - INCLUDES:	1
2	42-60082-00	GASKET, CONTROL BOX BOTTOM	1
3	79-60495-07	BOX ASSY - <b>SEE SECTION 17.6</b>	1
4	34-60089-05	NUT, LOCK, M6	A/R
5	42-60037-00	GASKET, CONTROL BOX DOOR	1
6	10-01129-15SV	SWITCH, TOGGLE, ON/OFF - INCLUDES:	1/2
7	66U1-9752	SEAL, PANEL BUSHING	1/2
8	58-60306-12	WASHER, NYLON	1/2
9	10-01129-16SV	SWITCH, TOGGLE, ON/OFF/ON MOMENTARY - INCLUDES:	1
7	66U1-9752	SEAL PANEL BUSHING	1
10	58-60298-03	GROMMET TAP	A/R
11	62-60951-02	DECAL, FRONT CONTROL BOX	1
12	58-00836-18	SPACER, NYLON	8
13	34-60089-06	NUT, LOCK, M6	A/R
14	91-01146-48RP	LOGIC BOARD AND COVER, REV. 3.26	1
15	68-61784-00	BRACKET, CONTROL BOX (NON EWHS UNITS ONLY)	1
16	91-60221-00	PANEL ASSY EWHS ONLY - <b>SEE SECTION 17.7</b>	1
17	91-01096-03	RECEPTACLE BOX (230/3/60) - <b>SEE SECTION 17.8</b>	1
	91-01096-05	RECEPTACLE BOX (460/3/60) - <b>SEE SECTION 17.8</b>	1
18	62-60929-05	LAMINATION, SCHEMATIC	1
19	22-02828-00	HARNESS, ENGINE, MICRO <b>SEE SECTION 17.1</b>	1
20	48-60333-00	SPACER, M4 X M20	2
21	22-60599-00	FUSE HOLDER	1
22	22-60340-04	FUSE, 80 A	1
23	58-00660-00	WASHER, CONDENSATE DRAIN	2
24	58-60059-00	CAP, INSULATING	2/3
25	22-60664-03	CABLE ASSY, CAB COMMAND, 10M (33 FT) - INCLUDES:	1
	22-60664-01	CABLE ASSY, CAB COMMAND, 18M (59 FT) - INCLUDES:	
	22-60664-02	CABLE ASSY, CAB COMMAND, 13M (43 FT) - INCLUDES:	
26	22-60664-10	CABLE ASSY, CAB COMMAND, SERVICE (FROM CAB COMMAND TO MAIN CABLE)	1
27	12-00325-02	CAB COMMAND, MICRO CONTROL	1
28	34-60005-00	SCREW, THUMB (P02)	2
29	68-60059-02	BRACKET, CAB COMMAND	1

**17.5 ELECTRICAL - CONTROL BOX (CONTINUED)**

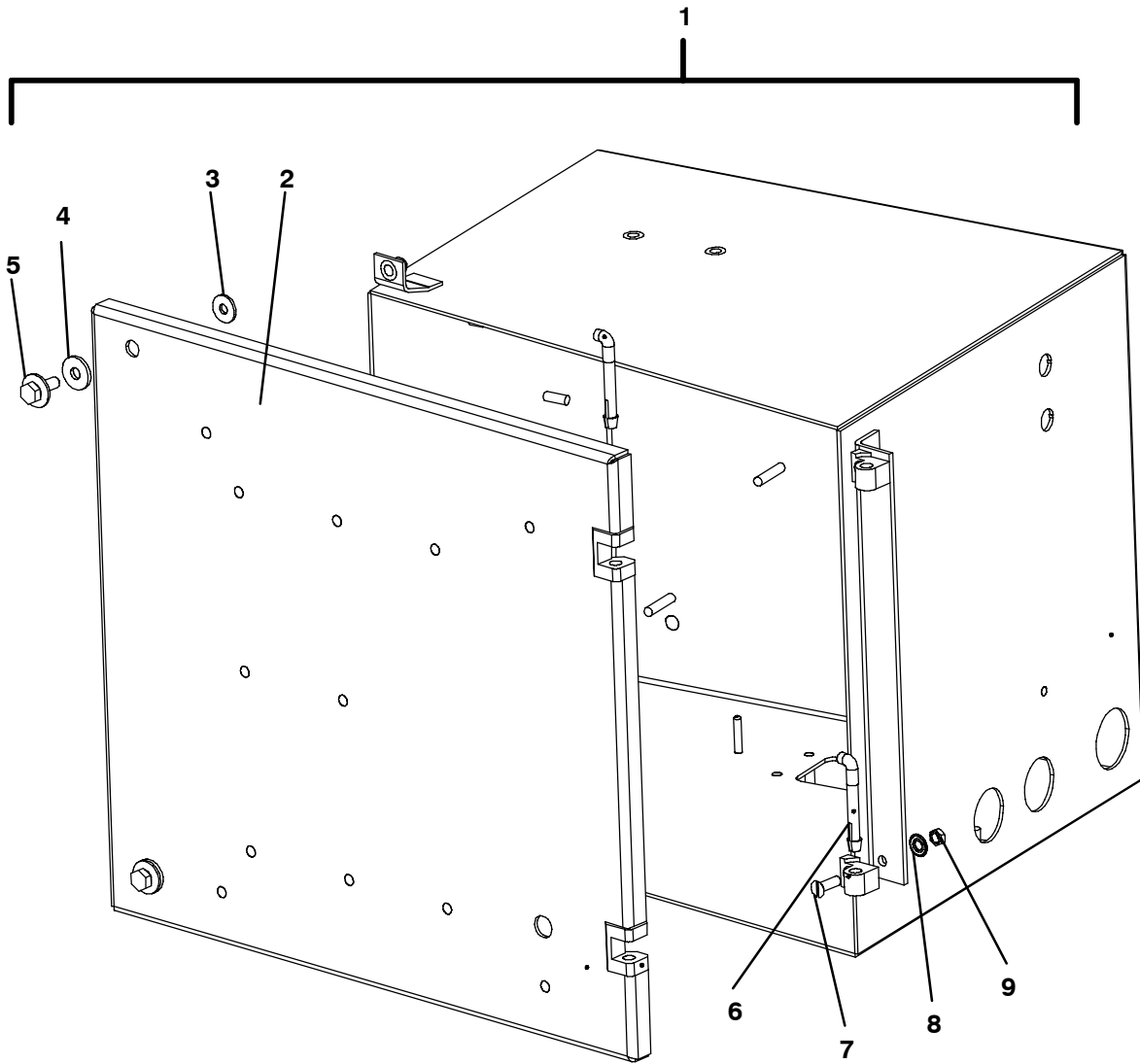


**17.5 ELECTRICAL - CONTROL BOX (CONTINUED)**

Item	Part Number	Description	Qty
1	91-01158-22	CONTROL BOX ASSY, NO STANDBY - INCLUDES:	1
	91-01158-23	CONTROL BOX ASSY, 230/3/60 - INCLUDES :	1
	91-01158-61	CONTROL BOX ASSY, 230/3/60, ELEC/WATER HEAT - INCLUDES :	1
	91-01158-25	CONTROL BOX ASSY 460/3/60 - INCLUDES:	1
	91-01158-63	CONTROL BOX ASSY 460/3/60, ELEC/WATER HEAT - INCLUDES:	1
2	22-02840-00	CABLE ASSY, STANDBY MOTOR, 230/460V, 3 PHASE	1
3	58-60298-03	GROMMET TAP	A/R
4	34-60089-05	NUT, LOCK, M5	A/R
5	44-60044-09	CLAMP, 3/4", CUSHION	2
6	10-00375-01SV	BUZZER, WARNING - INCLUDES:	1
7	42-00243-17	O-RING	1
8	91-60207-00	PANEL ASSEMBLY, STANDBY - <b>SEE SECTION 17.7</b>	1
	91-60207-05	PANEL ASSY,STANDBY W/ EWHS, 230 OR 440V, <b>SEE SECTION 17.7</b>	1
9	22-02336-50	TOOL, FUSE REMOVAL	1
10	12-00460-02	CIRCUIT BOARD, RELAY & FUSE, ( <b>DOES NOT INCLUDE EFMR3, DDR, UFR, CCR, EHR RELAYS</b> ) INCLUDES:	1
11	10-00286-04	RELAY ( <b>RR, GPR, SSR, DER, EFMR1, EFMR2, FHR</b> )	7
12	22-60254-08SK	CONNECTOR, <b>C4</b> , 4 WAYS (MATES WITH 22-60254-09SK)	1
13	10-00385-02	RELAY ( <b>RCR, HR1, SR, EHR</b> )	6
14	22-60254-09SK	CONNECTOR, <b>C4</b> , 4 WAYS (MATES WITH 22-60254-08SK)	1
15	62-60472-01	DECAL, RELAY BOARD DIAGRAM	1
16	58-60059-00	CAP, INSULATING	2/3
11	10-00286-04	RELAY, 12VDC <b>EFMR3, DDR</b>	2
13	10-00385-02	RELAY, 12VDC, <b>CCR, UFR, EHR</b>	3
17	44-01139-02	CLAMP, 3/4"	2
18	22-02336-04	FUSE, 10A ( <b>F5</b> )	1
19	22-02336-02	FUSE, 5A ( <b>F2, F4, F6, F11</b> )	A/R
20	22-02336-06	FUSE, 15A ( <b>F3, F7</b> )	A/R
21	22-02336-01	FUSE, 20A ( <b>F8, F9, F10</b> )	3
22	62-60012-01	DECAL, RUN / STOP / MGC	1
23	22-60300-12	CONNECTOR, 15 WAYS (MATES WITH 1J AND 2J ON BOARD)	1



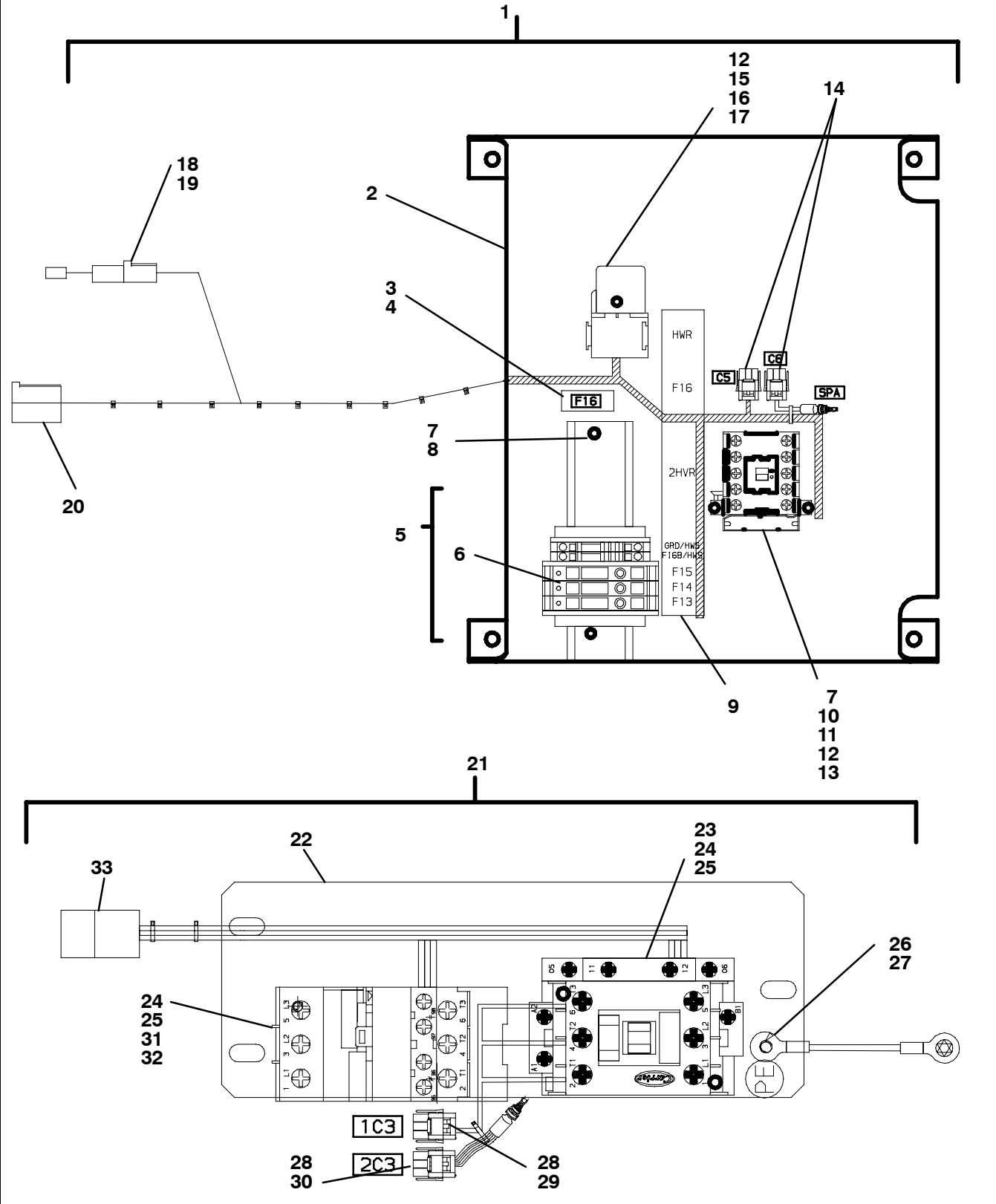
17.6 ELECTRICAL - CONTROL BOX - BOX ASSEMBLY



**17.6 ELECTRICAL - CONTROL BOX - BOX ASSEMBLY**

<b>Item</b>	<b>Part Number</b>	<b>Description</b>	<b>Qty</b>
1	79-60495-07	BOX ASSY - INCLUDES:	1
2	68-61767-00	DOOR ASSY	1
3	58-60306-05	WASHER, NYLON, M5 X 15MM OD	2
4	58-60306-06	WASHER, NYLON, M6 X 18MM OD	2
5	34-60068-20	SCREW, M6 X 20MM L	2
6	44-00356-00	HINGE	2
7	34-60092-16	SCREW, M5-16	2
8	34-60002-05	WASHER, M5 BELLEVILLE	2
9	34-01184-05	NUT, LOCK, M5 NYLOCK	2

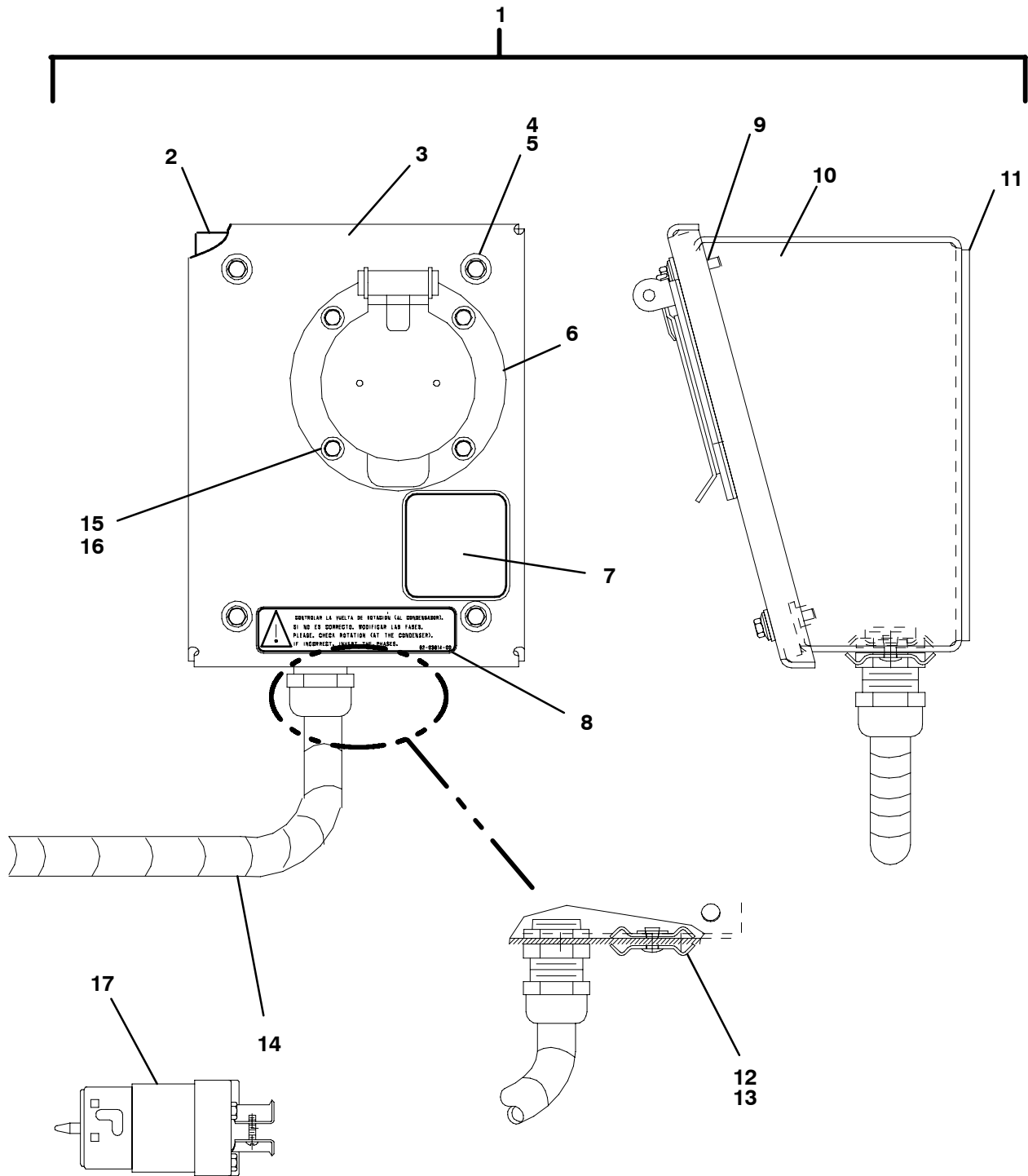
17.7 ELECTRICAL - ELECTRIC AND WATER HEAT OPTION AND STANDBY PANEL ASSEMBLIES



**17.7 ELECTRICAL - ELECTRIC AND WATER HEAT OPTION AND STANDBY PANEL ASSEMBLIES**

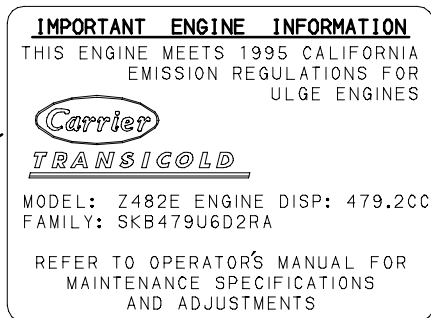

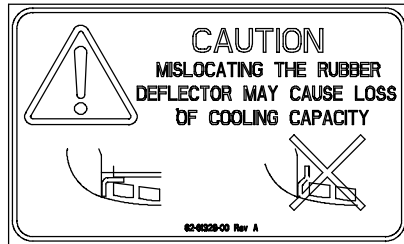
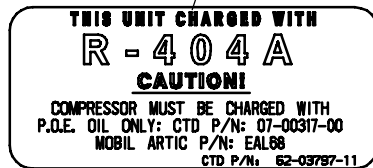

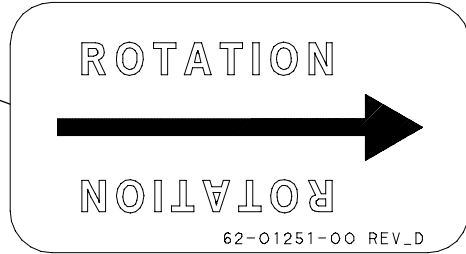

Item	Part Number	Description	Qty
1	91-60221-00	PANEL ASSY, SUPPLEMENTAL HEAT - INCLUDES:	1
2	68-61784-00	BRACKET, CONTROL BOX	1
3	22-02338-03	FUSE HOLDER, MINI FUSE	1
4	22-02336-03	FUSE, 3A	1
5	22-60505-00	JUNCTION BLOCK, EWHS - INCLUDES:	1
6	22-60102-08	FUSE, 4A, 600V <b>(FOR 460V ONLY)</b>	3
	22-60102-08	FUSE, 6.3A, 600V <b>(FOR 230V ONLY)</b>	6
7	34-60002-54	WASHER, M4 BELLEVILLE	4
8	34-01197-16	SCREW, CAP HXHD M4 X 16MM	2
9	62-60785-00	DECAL, EWHS	1
10	12-60049-00	DIODE ASSY	1
11	12-60044-02	CONTACTOR	1
12	34-01184-54	NUT, LOCK, M4	5
13	34-60107-16	SCREW, M4X16	2
14	22-60300-01	CONNECTOR, 3 WIRE (USE 22-30300-22 TERMINAL)	2
15	10-00302-00	RECEPTACLE, RELAY	1
16	10-00286-04	RELAY, 12VDC	1
17	34-01197-12	SCREW, CAP HXHD M4 X 12MM	1
18	22-60254-00	CONNECTOR, 1 WIRE (USE 22-60254-26 TERMINAL)	1
19	22-60254-01	CONNECTOR, 1 WIRE (USE 22-60254-29 TERMINAL)	1
20	22-60254-05	CONNECTOR, 2 WIRE (USE 22-60254-29 TERMINAL)	1
21	91-60207-00	PANEL ASSY, STANDBY, INCLUDES:	1
	91-60207-05	PANEL ASSEMBLY, STANDBY, <b>EWHS</b> - INCLUDES:	
22	68-61768-00	PANEL ASSY	1
23	10-00433-07	CONTACTOR, 30A	1
24	34-01184-54	NUT, LOCK, M4	4
25	34-60002-54	WASHER, M4 BELLEVILLE	4
26	34-01184-55	NUT, LOCK, M5 NYLOCK	1
27	34-60002-55	WASHER, M5 BELLEVILLE	1
28	22-60300-01SV	CONNECTOR, 1C33, 2C3 3 WAY (MATES WITH 22-60300-00SV)	2
29	62-60302-00	DECAL, VOLTAGE, 230V	1
30	62-60303-00	DECAL, VOLTAGE, 400V	1
31	10-60044-12	RELAY, OVERLOAD <b>(EWHS UNITS ONLY)</b>	1
	10-60044-14	RELAY, OVERLOAD	
32	10-60044-40	BASE, OVERLOAD RELAY	1
33	22-60254-07	CONNECTOR, 3 WIRE, <b>C3</b> , (MATES W/ 22-60254-06)	1

17.8 ELECTRICAL - RECEPTACLE BOX



**17.8 ELECTRICAL - RECEPTACLE BOX**

<b>Item</b>	<b>Part Number</b>	<b>Description</b>	<b>Qty</b>
1	91-01096-05	RECEPTACLE BOX, STANDBY, (460/3/60), INCLUDES:	1
	91-01096-03	RECEPTACLE BOX, STANDBY, (230/3/60), INCLUDES:	1
2	42-01157-00	GASKET, DOOR	1
3	68-07174-02	DOOR	1
4	34-00917-12	SCREW, MACH HEX HEAD, #10-32	4
5	58-00511-08	WASHER, FLAT, 0.22 ID X 0.50 OD	4
6	22-01132-03	RECEPTACLE, POWER, 230/3/60, 50A	1
	22-01132-01	RECEPTACLE, POWER, 460/3/60, 50A	1
7	62-02255-00	DECAL, VOLTAGE, 230 VOLTS	1
	62-02255-02	DECAL, VOLTAGE, 460 VOLTS	1
8	62-03914-00	DECAL, CHECK ROTATION	1
9	34-06051-04	RIVNUT, # 10-32	4
10	86-02882-00	BOX ASSY, RECEPTACLE	1
11	42-01162-00	GASKET, RECEPTACLE BOX	1
12	58-00660-00	WASHER, CONDENSATE DRAIN	2
13	34-00366-09	WASHER, PLAIN, #10	1
14	22-02643-00	CABLE ASSY, STANDBY RECEPTACLE	1
15	34-00996-08	SCREW, MACH HEX HEAD, #8-32	4
16	34-06051-01	RIVNUT, #8-32	4
17	22-01131-03	PLUG, POWER, 230/3/60, 50A	1
	22-01131-01	PLUG, POWER, 460/3/60, 50A	1

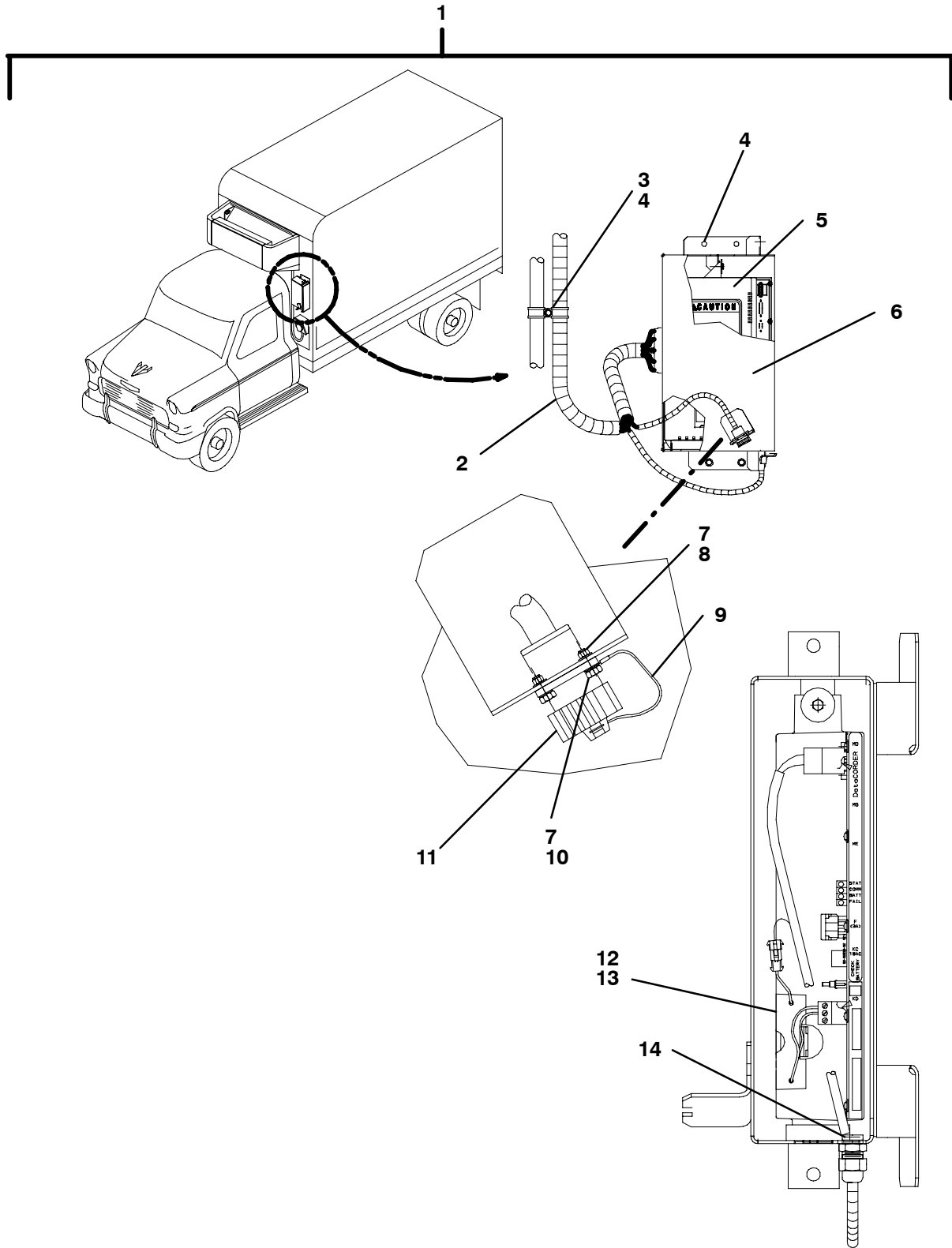


**18 DECALS**

<b>Item</b>	<b>Part Number</b>	<b>Description</b>	<b>Qty</b>
1	62-02509-00	DECAL, WARNING, BEWARE OF FAN & A/S	3
2	62-02140-00	DECAL, SERVICE ACTION LINE	1
3	62-01251-00	DECAL, ROTATION	1
4	62-03797-11	DECAL, R404A, COMPRESSOR OIL	1
5	62-03897-00	DECAL, CAUTION, BELT TENSION	1
6	62-60949-01	DECAL, SUPRA 850	1
7	62-61328-00	DECAL, CAUTION	1
8	62-03952-00	DECAL, 719 CC CARB ENGINE	1
9	62-02144-01	DECAL, DANGER, BELT ROTATION	2



19 OPTIONS  
19.1 OPTIONS - DATALINK

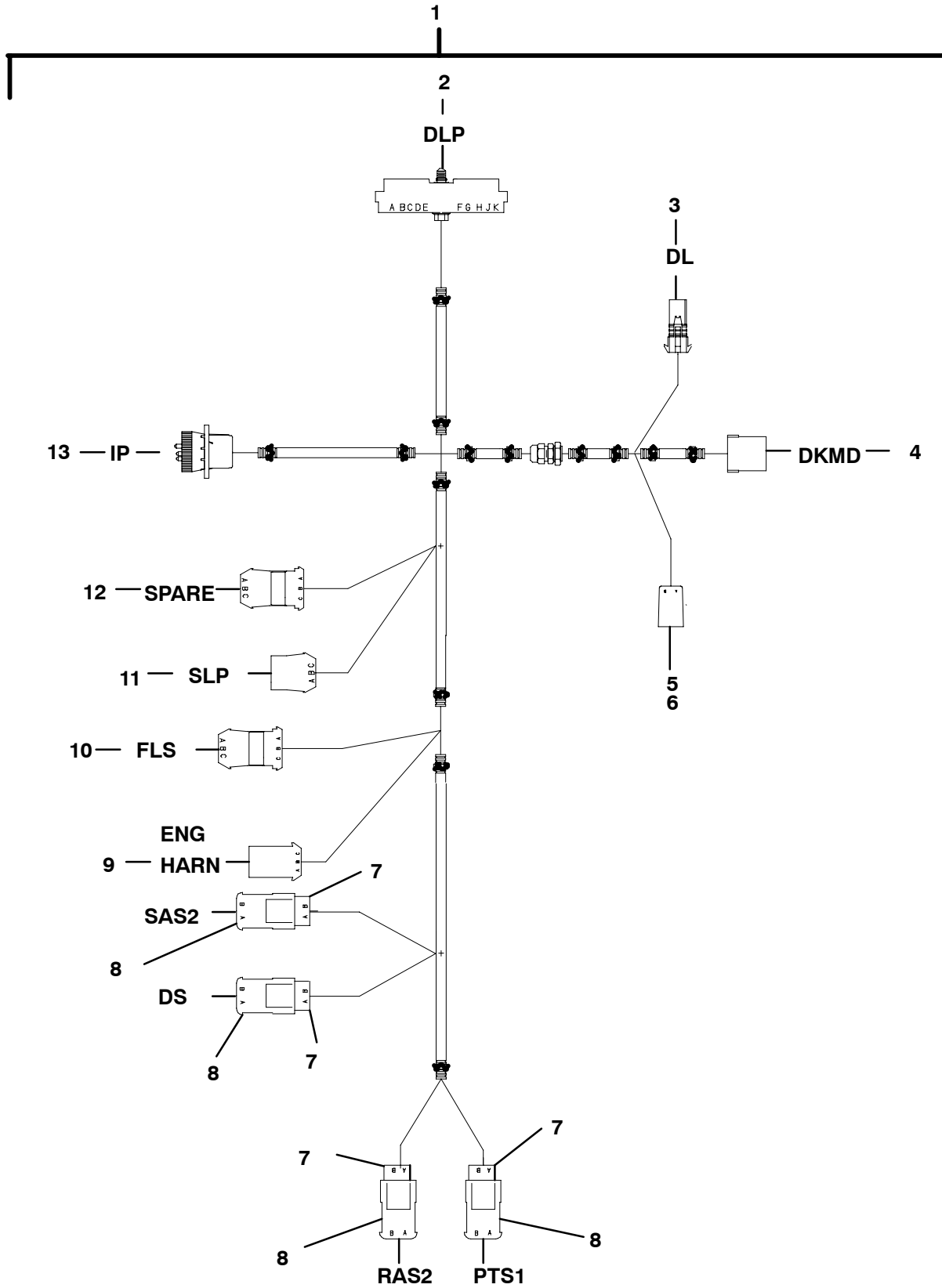


BOX COVER REMOVED

**19.1 OPTIONS - DATALINK**

<b>Item</b>	<b>Part Number</b>	<b>Description</b>	<b>Qty</b>
1	76-00550-00	DATALINK KIT, INCLUDES:	1
2	22-02825-00	HARNESS, DATALINK ( <b>SEE SECTION 19.2</b> )	1
3	34-00373-61	CLAMP,TUBE, .88 DIA CUSHION	2
4	34-01087-01	SCREW, LAG, 3/8-7 X 1.25	4
5	12-00476-01	MODULE, DATACORDER	1
6	91-00276-03	BOX ASSY, DATALINK, EMPTY	1
7	34-00662-05	WASHER, PLAIN, #4 MEDIUM	8
8	34-00667-05	NUT, SELF LOCK, 4-40	4
9	44-01159-00	LANYARD	1
10	34-06126-08	SCREW, MACH HXHD #4-40 X .50 LG SLTD	4
11	22-01660-05	CAP, DUST, (5 PIN RECEPTACLE)	1
12	30-01096-00	POWERPACK, ELECTRONIC	1
13	62-04019-00	DECAL, ELECTRICAL POWER PACK	1
14	58-00511-115	WASHER, FLAT, .62 ID X 1.0 OD SLT	1

19.2 OPTIONS - DATALINK HARNESS



**19.1 OPTIONS - DATALINK**

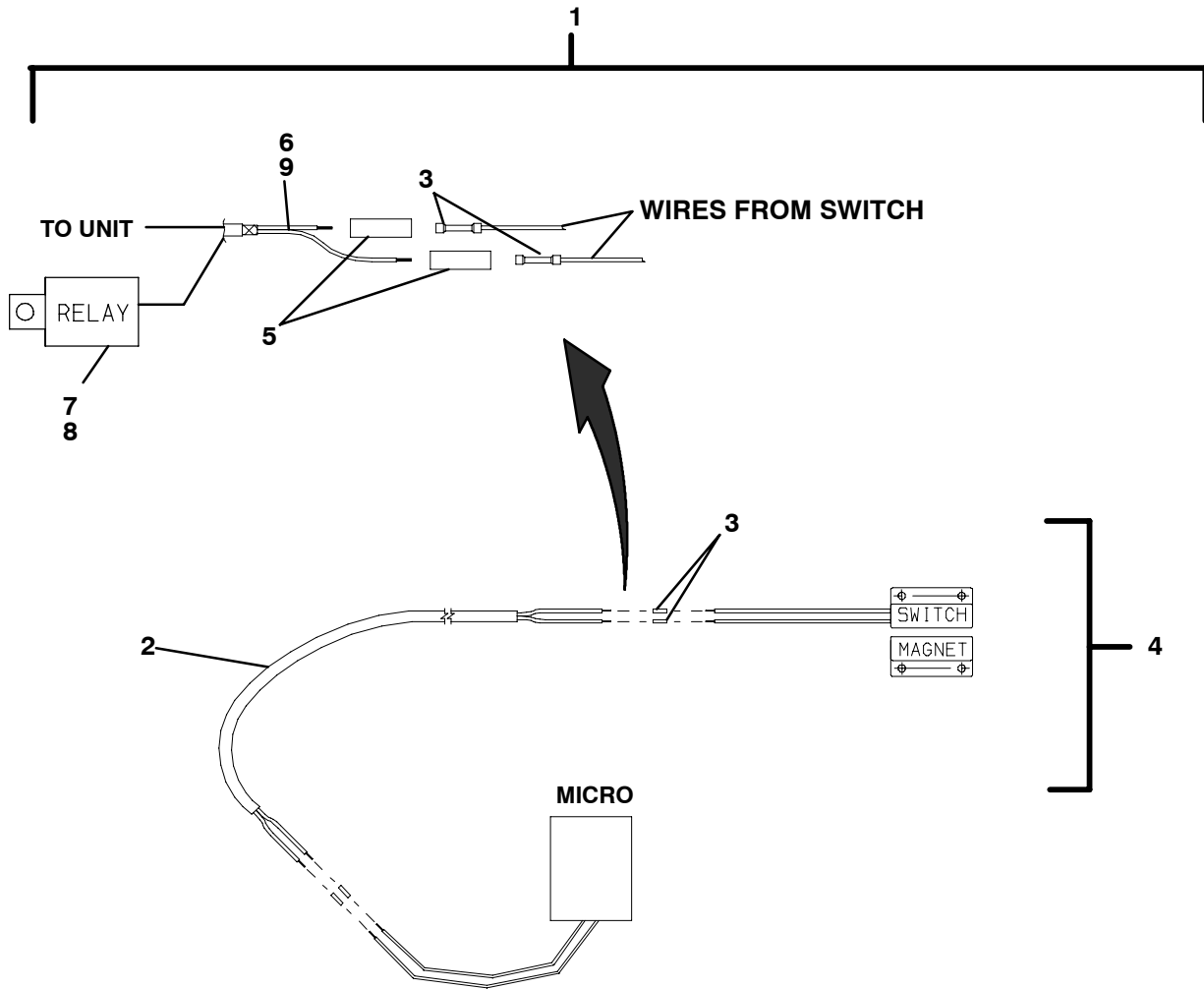
<b>Item</b>	<b>Part Number</b>	<b>Description</b>	<b>Qty</b>
1	22-02825-00	HARNESS, DATALINK - INCLUDES:	1
2	22-01777-05SV	CONNECTOR, 30 WIRE, <b>DLP</b> (USE 22-50078-76B TERMINAL)	1
3	21-50078-21SV	CONNECTOR, 1 WIRE, <b>DL</b> (MATES W/ 22-50078-07SV)	1
4	22-01622-01	CONNECTOR, 12 WIRE, <b>DKMD</b> (USE 22-01622-03 TERMINAL)	1
5	22-02338-02	FUSE HOLDER, 3A FUSE	1
6	22-02336-03	FUSE, 3A	1
7	22-50078-73	CONNECTOR, 2 WIRE, <b>RAS2, PTS1, DS, SAS2</b> (MATES W/ 22-50078-72)	4
8	22-50078-72	CONNECTOR, 2 WIRE, (MATES W/ 22-50078-73)	4
9	22-50078-29SV	CONN., 6 WIRE, (MATES W/ 22-50078-28 ON ENG. HARN.)	2
10	22-50078-24SV	CONNECTOR, 3 WIRE, <b>FLS</b> (MATES W/ 22-50078-25SV)	1
11	22-50078-08SV	CONNECTOR, 3 WIRE, <b>SLP</b> (MATES W/ 22-50078-05SV)	1
12	22-50078-25SV	CONNECTOR, 3 WIRE, <b>SPARE</b> (MATES W/ 22-50078-24SV)	1
13	22-01660-03	CONNECTOR, 5 WIRE, <b>IP</b> (USE 22-01613-15 TERMINAL)	1



**19.3 OPTIONS - REMOTE CONTROLLER**

Item	Part Number	Description	Qty
1	76-60876-00	REMOTE PANEL KIT, SURFACE MOUNT, INCLUDES:	1
	76-60876-01	REMOTE PANEL KIT - FLUSH MOUNT - INCLUDES:	
2	91-60110-07	MODULE, CONTROL PANEL, SURFACE MOUNT, INCLUDES:	1
	91-60112-08	MODULE, CONTROL PANEL, FLUSH MOUNT - INCLUDES:	
3	68-60280-00	BRACKET, MODULE	1
4	34-60105-16	SCREW, M5 X 16MM L	4
5	58-00836-13	SPACER, NYLON	4
6	34-60057-05	WASHER, M5 X 10 MM OD	4
7	22-60193-00	CABLE, 12 CONDUCTOR, 3 METERS LONG (10 FT)	3
8	22-50078-45SV	CONNECTOR, MALE, 10 WIRE (MATES W/ 22-50078-44SV)	1
9	22-50078-08SV	CONNECTOR, MALE, 3 WIRE (MATES W/ 22-50078-05SV)	1
10	62-60258-05	DECAL, CONTROL PANEL	1
11	76-60798-05	EXTENSION CABLE, 5 METERS (16.4 FT) - INCLUDES:	1
	76-60798-10	EXTENSION CABLE, 10 METERS (33 FT) - INCLUDES:	1
	76-60798-15	EXTENSION CABLE, 15 METERS (49.2 FT) - INCLUDES:	1
	76-60798-20	EXTENSION CABLE, 20 METERS (66 FT) - INCLUDES:	1
12	22-50078-44SV	CONNECTOR, 10 WIRE (MATES WITH 22-50078-45SV)	1
8	22-50078-45SV	CONNECTOR, MALE, 10 WIRE (MATES W/ 22-50078-44SV)	1
9	22-50078-08SV	CONNECTOR, MALE, 3 WIRE (MATES W/ 22-50078-05SV)	1
13	22-50078-05SV	CONNECTOR, FEMALE, 3 WIRE (MATES WITHE 22-50078-08SV)	1

19.4 OPTIONS - DOOR SWITCH

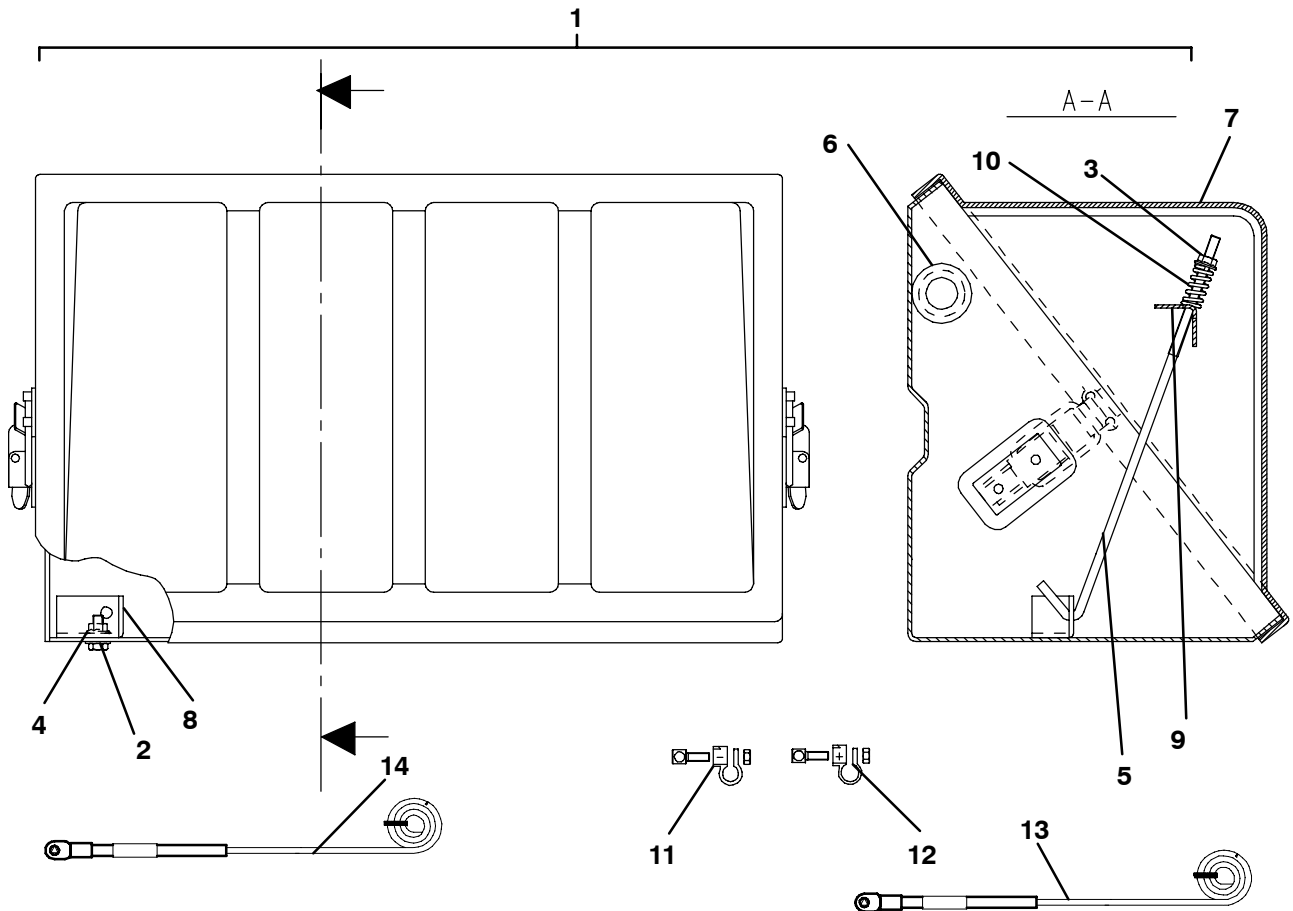


**19.4 OPTIONS - DOOR SWITCH**

1	76-61045-00	SHUTDOWN KIT, DOOR SWITCH - INCLUDES:	1
2	22-01443-00	CABLE, 2 COND, #16 AWG, SHIELDED, (75 FT)	1
3	22-01292-02	BUTT SPLICE, NON INSULATED 14-16 AWG	2
4	12-00419-06	SWITCH ASSY, MAGNETIC ( <b>MAGNET AND SWITCH</b> ) (DOOR OPEN, SWITCH CLOSED)	1
5	66U1-3803	TUBE, HEAT SHRINK 1/4 X 2.00 LG. (P10)	2
6	22-60669-00	HARNESS, DOOR SWITCH RELAY, INCLUDES:	3
7	10-00286-04	RELAY, 12VDC <b>DSR</b>	1
8	10-00302-00	RECEPTACLE, RELAY	1
9	22-60669-01	HARNESS, DOOR SWITCH GROUND	1



## 19.5 OPTIONS - BATTERY BOX AND CABLES



Item	Part Number	Description	Qty
1	76-60809-00	BATTERY BOX ASSY, COMPLETE - INCLUDES:	1
2	34-01152-16	SCREW, CAP HXHD, M6 X 16MM (.629)	1
3	34-60089-06	NUT, LOCK, M6	3
4	34-60095-27	WASHER, LOCK, M6 X 14MM OD	1
5	34-60104-00	TIE ROD, M6	2
6	58-60302-05	GROMMET	1
7	76-60847-00	BATTERY BOX, TOP HALF	1
8	68-60647-00	BRACKET	1
9	68-60650-00	BRACKET, HOLDDOWN	1
10	73-60040-00	SPRING, 8MM ID	2
11	22-60383-01	BATTERY TERMINAL, NEGATIVE	1
12	22-60383-00	BATTERY TERMINAL, POSITIVE	1
13	22-60350-00	CABLE, BATTERY, POS (RED), 9.2M (30.2')	1
14	22-60350-01	CABLE, BATTERY, NEG (BLK), 8M (26.2')	1

# PART NUMBER INDEX

PART NO.	PAGE NO.	PART NO.	PAGE NO.	PART NO.	PAGE NO
04-00049-13	27	12-60049-00	59	22-01622-01	67
04-60008-04	31	14-000272-01	21	22-01660-03	67
04-60008-19	31	14-00176-03	25	22-01660-05	65
04-60008-32	27	14-00181-07	17	22-01777-05SV	67
08-01060-01SP	19	14-00205-00	2, 23	22-01940-00	2, 3, 17
08-60040-00	17	14-00220-03	21	22-02336-01	1, 55
08-60058-07SP	15	14-00220-05	21	22-02336-02	1, 55
08-60086-05	45	14-00269-01	2, 21	22-02336-03	1, 59, 67
08-60086-05SP	25	14-00326-03	1, 21	22-02336-04	1, 55
10-00286-04	55, 59, 71	14-00337-02	2, 25	22-02336-05	41
10-00286-07	41	14-01042-06	2, 23	22-02336-06	1, 55
10-00302-00	41, 49, 59, 71	14-01042-08	2, 25	22-02336-27	1, 41
10-00375-01SV	55	14-01110-01	2, 25	22-02336-50	1, 55
10-00385-02	19, 55	14-60007-00	2, 17	22-02338-02	1, 67
10-00433-07	59	14-60009-05	2, 17	22-02338-03	59
10-01021-00	41	14-60026-01	21	22-02392-00SV	37, 49, 51
10-01129-06SV	19	14-60036-00	2, 19	22-02643-00	61
10-01129-15SV	53	14-60039-04	2, 17	22-02804-00	1, 2, 21
10-01129-16SV	53	17-40013-00	25	22-02825-00	2, 51, 65, 67
10-60018-00SV	1, 29	17-44138-00	25	22-02828-00	2, 49, 53
10-60044-12	59	18-00063-05RM	1, 27	22-02832-00	2, 41
10-60044-14	59	21-50078-21SV	67	22-02840-00	55
10-60044-40	59	22-00398-00	45	22-04036-00	2, 51
12-00256-25	51	22-00819-02	47	22-30300-22	59
12-00283-00SV	3, 21	22-01049-00	45	22-50078-01SV	17, 21, 41, 49, 51
12-00299-13	3, 21	22-01100-00	17	22-50078-02SV	2, 15, 17, 19, 21, 25, 29, 41, 45, 49
12-00309-04	3, 21	22-01131-01	61	22-50078-05SV	49, 69
12-00325-02	2, 47, 53	22-01131-03	61	22-50078-08SV	49, 51, 67, 69
12-00419-06	71	22-01132-01	61	22-50078-24SV	67
12-00460-02	55	22-01132-03	61	22-50078-25SV	67
12-00476-01	65	22-01292-02	71	22-50078-28	49
12-00523-00	17	22-01443-00F150	71	22-50078-29SV	49, 67
12-00592-00	3, 33	22-01528-00	31, 47	22-50078-44SV	69
12-01039-08	3, 21	22-01585-00SV	37, 49	22-50078-45SV	69
12-01072-01	17, 19	22-01605-00SV	49	22-50078-63SV	49, 51
12-01145-03	3, 45	22-01605-01SV	49		
12-60004-00	49	22-01613-02SK	49		
12-60041-00	29	22-01613-16SK	19		
12-60044-02	59	22-01613-18	51		

# PART NUMBER INDEX

PART NO.	PAGE NO.	PART NO.	PAGE NO.	PART NO.	PAGE NO
22-50078-64SV	37, 49	22-60358-00	2, 51	30-01098-43	41
22-50078-72	67	22-60383-00	72	30-01108-01SV	37
22-50078-73	67	22-60383-01	72	30-01108-20	1, 37
22-50098-06SV	49	22-60405-00	2, 21	30-01108-22	37
22-50098-59	49	22-60471-03	2, 19	30-01108-23	37
22-50098-60	51	22-60505-00	59	30-60018-00SV	43
22-60001-00	2, 51	22-60506-00	2, 19, 51	30-60022-01	1, 43
22-60009-00	2, 3, 17, 19	22-60533-00	2, 21	30-60043-00	33
22-60030-00	2, 51	22-60599-00	1, 53	30-60049-20P12	1, 42
22-60068-00	21	22-60664-01	2, 47, 53	30-60050-04	1, 31
22-60102-07	1	22-60664-02	2, 47, 53	30-60050-20	31
22-60102-08	1, 59	22-60664-03	2, 47, 53	30-60050-21	31
22-60116-05	2, 51	22-60664-10	2	30-60074-01	42
22-60137-00	2, 19	22-60669-00	2, 71	30-60075-00	1, 42
22-60193-00	69	22-60669-01	71	30-60075-21	42
22-60195-00	1, 41	24-60008-02	19	30-60075-22	42
22-60242-03	41	24-60029-00	19	34-00302-14	23, 25
22-60254-00	59	25-34982-00	43	34-00361-13	23, 31
22-60254-01	59	25-35465-00	1	34-00361-15	5
22-60254-04	49	25-36482-01	1	34-00366-09	61
22-60254-05	19, 59	25-36675-01	45	34-00366-12	23, 47
22-60254-06	49	25-36676-00	45	34-00366-15	5
22-60254-07	59	26-60000-05	1, 27	34-00368-12	27
22-60254-08SK	55	30-00304-00	1, 35	34-00368-13	31
22-60254-09	49	30-00325-00	35	34-00368-15	27
22-60254-09SK	55	30-00397-00	45	34-00372-122	47
22-60254-26	59	30-00430-21	42	34-00373-01	25
22-60254-29	59	30-01052-03	43	34-00373-03	21, 25, 37, 47
22-60287-02	2, 37	30-01079-01	1, 41	34-00373-05	17
22-60300-00	51	30-01084-01	1, 43	34-00373-07	25, 35
22-60300-01	59	30-01090-05	1, 39	34-00373-09	45
22-60300-01SV	59	30-01090-43	39	34-00373-12	19
22-60300-12	49, 55	30-01096-00	65	34-00373-51	17
22-60340-04	1, 53	30-01098-09	41	34-00373-61	65
22-60350-00	72	30-01098-14	37, 39	34-00373-65	17
22-60350-01	72	30-01098-27	41	34-00615-10	27
22-60353-00	2	30-01098-30	41	34-00662-05	65
22-60353-00	51	30-01098-37	41	34-00662-12	5
22-60355-03	2, 41	30-01098-40	39, 41		

# PART NUMBER INDEX

PART NO.	PAGE NO.	PART NO.	PAGE NO.	PART NO.	PAGE NO.
34-00667-05	65	34-01152-40	31	34-06121-04	3
34-00678-12	27	34-01152-50	47	34-06121-05	3
34-00733-00	21	34-01153-20	17, 47	34-06121-06	3
34-00740-110	27	34-01153-35	47	34-06121-07	3
34-00825-02	27	34-01184-05	13, 47	34-06126-08	65
34-00873-25	27	34-01184-06	17, 19	34-60000-16	45
34-00873-40	27	34-01184-10	15	34-60002-05	13, 37
34-00873-60	27	34-01184-54	59	34-60002-06	5, 19, 23, 35, 37, 45
34-00873-80	31	34-01184-55	41, 59	34-60002-08	27, 31, 37, 42, 43, 47
34-00873-90	27	34-01184-56	5, 19, 23, 25, 29, 31, 37	34-60002-54	59
34-00876-20	27, 42, 43	34-01184-56	35, 45	34-60002-55	15, 59
34-00876-25	43	34-01184-58	7, 21, 23, 27, 31, 43, 47	34-60002-56	17
34-00876-30	37	34-01184-60	27, 31	34-60005-00	47, 53
34-00876-35	31	34-01184-62	27	34-60022-01	27
34-00890-11	27	34-01184-62	27	34-60030-00	45
34-00913-10	31	34-01197-10	17	34-60044-00	7
34-00917-12	61	34-01197-12	59	34-60044-01	7, 13
34-00944-10	27, 29, 31	34-01197-16	59	34-60057-05	69
34-00945-08	27	34-01235-04	5	34-60064-00	27
34-00945-10	27, 29, 31	34-01249-00	15	34-60068-20	11
34-00946-06	29	34-01249-20	21, 31	34-60089-05	53, 55
34-00946-56	47	34-01249-21	27	34-60089-06	53, 72
34-00946-58	47	34-01249-23	27	34-60090-08	43
34-00946-60	31	34-01249-25	21, 23	34-60092-16	13
34-00961-25	29	34-01256-120	31	34-60095-24	17
34-00967-25	19, 21, 35	34-01261-10110	15	34-60095-27	17, 19, 21, 25, 45, 47, 72
34-00967-35	5, 37	34-01261-10120	15	34-60095-46	15, 17, 21, 25, 29
34-00967-60	23, 25	34-01266-20	5, 7, 19, 25, 37, 45	34-60096-09	47
34-00967-75	25	34-01274-00	5	34-60104-00	72
34-00996-08	61	34-06026-00	21	34-60105-16	69
34-01087-01	65	34-06051-01	61	34-60107-16	59
34-01151-05	9	34-06051-04	61	34-60168-00	31
34-01151-10	15	34-06051-105	5	34-60201-03	47
34-01152-16	15, 21, 25, 72	34-06051-107	37, 42	38-60000-01	27
34-01152-20	15, 17, 19, 21, 47	34-06051-200	19	38-60010-00	15
34-01152-25	15, 23	34-06121-00	3		
34-01152-30	29				
34-01152-35	21, 47				

# PART NUMBER INDEX

PART NO.	PAGE NO.	PART NO.	PAGE NO.	PART NO.	PAGE NO
40-00073-09	23	42-00288-00	23	48-60172-00	27
40-00074-09	23	42-01157-00	61	48-60173-00	31
40-00086-04	23, 25	42-01162-00	61	48-60205-00	21
40-00102-03	25	42-01216-02	15	48-60283-00	21
40-00102-04	23	42-60025-00	45	48-60333-00	53
40-00123-01	33, 35	42-60037-00	53	48-60339-01	33
40-00130-07	25	42-60042-00	45	50-00179-54	1, 27
40-00342-02	35	42-60082-00	53	50-00179-56	1, 27
40-00342-03	35	44-00045-02	19	50-50050-03	27
40-00343-07	35	44-00045-03	45	50-50052-00	27
40-00512-08	19	44-00045-04	42	50-60017-00	27
40-01124-00	23, 25	44-00285-61	23	50-60029-00	27
40-01170-02	37	44-00285-66	25	50-60156-01	31
40-01174-02	37	44-00285-80	25	50-60183-02	27
40-01176-08	19	44-00293-08	37	50-60197-04	1, 27
40-60000-00	33, 35	44-00293-10	45	50-60198-14	1, 31
40-60008-01	17, 21	44-00293-12	45	54-00139-00	1, 27
40-60008-01	3	44-00356-00	13, 57	54-60006-13	15
40-60008-02	21, 25	44-01049-01	29	54-60006-30	15
40-60008-02	3	44-01134-08	25	54-60006-31	15
40-60008-03	3	44-01134-14	25	54-60030-02	1, 27
40-60008-04	3	44-01139-01	47	56-03642-00	45
40-60008-07	3	44-01139-02	47, 55	56-03665-00	17
40-60009-01	17, 21	44-01142-00	17	56-03809-00	21
40-60009-02	21, 25	44-01143-01	25	56-03884-00	23
40-60018-00	45	44-01143-03	37, 47	56-03885-00	25
40-60053-00	21	44-01159-00	65	56-03887-00	17
40-60064-00	37	44-01162-01	15	56-06486-25	17
40-60073-00	37	44-60013-00	29	56-60017-01	25
40-60207-00	21	44-60027-15	23	56-60557-00	45
42-00032-00	17	44-60044-09	55	56-60658-00	45
42-00243-00	3	44-60101-00	13	56-61141-00	17
42-00243-03	3	44-60112-00	7	56-61142-00	17
42-00243-04	3	44-60113-00	11	56-61461-00	7
42-00243-07	21	48-60001-00	27	58-00065-51	47
42-00243-09	3	48-60010-03	31	58-00065-66	15
42-00243-10	1, 3, 17, 21	48-60011-00	27	58-00508-99	35
42-00243-17	55	48-60013-00	19	58-00511-08	61
42-00243-24	45	48-60019-00	45	58-00511-115	65

# PART NUMBER INDEX

PART NO.	PAGE NO.	PART NO.	PAGE NO.	PART NO.	PAGE NO
58-00529-00	15, 19	62-02142-01	13	68-07174-02	61
58-00658-00	45	62-02144-01	63	68-07311-02	29
58-00659-00	37	62-02255-00	61	68-07486-00	5
58-00660-00	53, 61	62-02255-02	61	68-07817-00	25
58-00743-00	45	62-02509-00	63	68-07873-00	19
58-00793-00	17	62-03797-11	63	68-08025-00	19
58-00836-10	5	62-03897-00	63	68-10745-01	17
58-00836-13	69	62-03905-00	9	68-60059-02	47, 53
58-00836-18	53	62-03914-00	61	68-60280-00	69
58-00858-00	33	62-03952-00	63	68-60296-00	15
58-01149-00	17	62-04019-00	65	68-60647-00	72
58-01296-00	15	62-60008-04	9	68-60650-00	72
58-01333-08	37	62-60012-01	55	68-61741-00	31
58-01337-00	45	62-60192-00	13	68-61767-00	57
58-04184-00	37	62-60258-05	69	68-61768-00	59
58-60039-21	45	62-60273-02	19, 47	68-61784-00	53, 59
58-60059-00	53, 55	62-60302-00	59	68-61890-00	17
58-60094-00	45	62-60303-00	59	68-61937-00	21
58-60158-00	19	62-60390-01	9	68-61978-00	9
58-60201-00	29	62-60472-01	55	68-61978-01	9
58-60298-03	51, 53, 55	62-60785-00	59	68-70174-00	21
58-60302-05	72	62-60929-05	53	68-70358-00	7
58-60306-06	7	62-60949-01	63	73-00096-02	27
58-60306-12	53	62-60951-02	53	73-00154-01	27
58-60313-00	42	62-61328-00	63	73-00154-03	27
58-60314-00	42	65-01033-01	3	73-00331-00	15
58-60325-00	15	65-01033-02	3	73-00332-00	29
58-60344-00	45	65-60035-01	23	73-00333-00	29
58-60416-00	49	65-60055-03	21	73-60005-00	29
58-60416-23	49	66U1-3803	71	73-60010-00	25
58-60416-29	49	66U1-9752	19, 53	73-60024-02	23
58-60552-02	11	67-01012-00	5	73-60040-00	72
58-60558-00	9	67-60023-00	15	76-00343-00	3
58-60560-01	13	67-60136-01	23	76-00343-01	3
58-60590-00	9	67-60297-01	7	76-00382-00	45
58-60602-00	9	67-60487-00	11	76-00547-00	37
58-60681-00	7, 13	67-60556-00	5	76-00550-00	3, 65
58-60700-00	7	68-01020-03	15	76-50073-00	3
62-01251-00	63	68-07142-01	17	76-60764-09	3
62-02140-00	63				

# PART NUMBER INDEX

PART NO.	PAGE NO.	PART NO.	PAGE NO.	PART NO.	PAGE NO
76-60764-13	3	79-60541-00	21	86-60360-02	5
76-60764-14	3	79-60545-00	7, 13	86-60365-01	31
76-60798-05	69	79-60545-01	7, 13	86-60421-00	23
76-60798-10	69	79-60547-06	3, 7	86-60727-02	5
76-60798-15	69	79-60609-04	7	86-60732-00	27
76-60798-20	69	81-02622-00	17	86-60822-00	31
76-60800-01	3, 35	81-02646-00	25	86-60872-00	45
76-60801-01	3	81-60428-00	23	86-60925-00	31
76-60802-04	3	82-01006-00	21	86-61078-00	7
76-60802-05	3	82-01012-00	21	86-61165-00	7
76-60808-03	3, 41	82-60068-00	17	91-00276-03	65
76-60809-00	3, 72	82-60069-00	25	91-01096-03	53, 61
76-60847-00	72	82-60070-00	25	91-01096-05	53, 61
76-60876-00	3, 69	82-60189-00	25	91-01146-48RP	53
76-60876-01	3, 69	86-02882-00	61	91-01158-22	47, 53, 55
76-61045-00	3, 71	86-02963-00	29	91-01158-23	47, 53, 55
76-61184-01	3	86-02994-00	15	91-01158-25	47, 53, 55
76-61184-04	3	86-03047-00	15	91-01158-61	47, 53, 55
76-61185-01	3	86-03071-00	19	91-01158-63	47, 53, 55
79-60477-07	7, 11	86-03072-00	19	91-60110-07	69
79-60477-08	7, 11	86-03074-00	15	91-60112-08	69
79-60483-02	7, 9	86-03100-00	5	91-60207-00	55, 59
79-60483-03	7, 9	86-60020-00	29	91-60207-05	55, 59
79-60495-07	53, 57	86-60066-03	37	91-60221-00	53, 59
79-60519-02	33	86-60091-03	29	941172	1, 27, 33

**North America**  
Carrier Transicold  
700 Olympic Drive  
Athens, GA 30601 USA  
Tel: 1-706-357-7223  
Fax: 1-706-355-5435

**Central America  
and Mexico**  
Ejercito Nacional No. 418  
Piso 9, Torre Yumal  
Col. Chapultepec Morales  
11570 Mexico, D.F.  
Tel: (5255) 9126.0300  
Fax: (5255) 9126.0373



**Carrier**

A United Technologies Company

Carrier Transicold Division,  
Carrier Corporation  
Truck/Trailer Products Group  
P.O. Box 4805  
Syracuse, N.Y. 13221 U.S.A.

[www.carrier.transicold.com](http://www.carrier.transicold.com)



A member of the United Technologies Corporation family. Stock symbol UTX  
©2006 Carrier Corporation • Printed in U. S. A. 0206